

# 24" Recessed Handle Dishwasher

300 Series – Stainless Steel SHE53C85N



**BOSCH**  
Invented for life



**SHE53C85N**  
Stainless Steel

Also available in:

White SHE53C82N  
Black SHE53C86N

**The 3rd rack provides the perfect space for silverware and large utensils while its V shape leaves room below for taller items.**

## Features & Benefits

46 dBA: dishwasher runs quietly so your kitchen conversations aren't interrupted.

With PrecisionWash®, intelligent sensors and precision spray arms target every item of every load, so dishes come out sparkling clean every time.

Enhance your cleaning experience with Wi-Fi enabled Home Connect®. Access additional wash cycles and options or choose the right one for your needs using Smart Cycle.

The Favorite button allows you to easily access your preferred cycle/option combination with 1 touch.

## General Properties

Wash cycles (control panel)	5 (Heavy, Auto, Normal, Speed60 (1hr Wash), Favorite)
Additional wash cycles (in Home Connect®)	3 (Delicate, Rinse, MachineCare)
Options (control panel)	3 (Sanitize, Remote Start, Extra Dry)
Additional options (in Home Connect®)	2 (Half Load, Eco)
dBA	46
Wash system	PrecisionWash®
Drying system	PureDry®
Third rack	Standard 3rd Rack
Rack adjustability	Rackmatic®
Tub material	Stainless Steel
Concealed water heating element	Yes
Leak protection system	24/7 AquaStop®
Home Connect® (WiFi enabled)	Yes
NSF®-certified* sanitize option	Yes
Water softener	No
Five-level wash	Yes
Child Lock button suspension	Yes
Anti-Fingerprint Finish	Yes
Special features	Extra Dry Option

## Efficiency

Water usage per cycle	3.5 gal
ENERGY STAR® Certified	No
Total annual energy consumption	269 kWh

## Capacity

Number of place settings 16

## Technical Details

Watts	1440 W
Current	12 Amps
Volts	120 V
Frequency	60 Hz
Power cord full length	67"
Power cord install length from edge of unit when facing the door	Left – 45" Right – 56"
Minimum water pressure	14 lb/sin
Length outlet hose	78 3/4"

## Dimensions & Weight

Overall appliance dimensions (HxWxD)	33 7/8" x 23 9/16" x 23 3/4"
Required cutout size (HxWxD)	33 7/8" x 24" x 24"
Adjustable feet	Yes
Net weight	81 lbs

## Accessories—Optional

Junction Box	SMZPCJB1UC
Junction Box + Supply Hose Kit	SMZ3IN1UC
Bosch Dishwasher Water Supply Hose	SMZSH1ABUC
Drain Hose Extension Kit	SGZ1010UC
Edge Protector + Power Cord Clip Install Kit	SMZEPCC1UC



Home Connect



\*Certification to NSF/ANSI Standard 184 for residential dishwashers

**Accessories:** To purchase Bosch accessories, cleaners & parts please visit [www.bosch-home.com/us/store](http://www.bosch-home.com/us/store) or call 1-800-944-2904 (Mon to Fri 5 am to 6 pm PST, Sat 6 am to 3 pm PST).

**Notes:** All height, width and depth dimensions are shown in inches. BSH reserves the absolute and unrestricted right to change product materials and specifications, at any time, without notice. Consult the product's installation instructions for final dimensional data and other details prior to making cutout.

**Warranties:** Please see Use & Care manual or Bosch website for statement of limited warranty.

**For more information on our entire line of products, go to [www.bosch-home.com/us](http://www.bosch-home.com/us) or call 1-800-944-2904**

© BSH Home Appliances Corporation. All rights reserved. Bosch is a registered trademark of Robert Bosch GmbH.

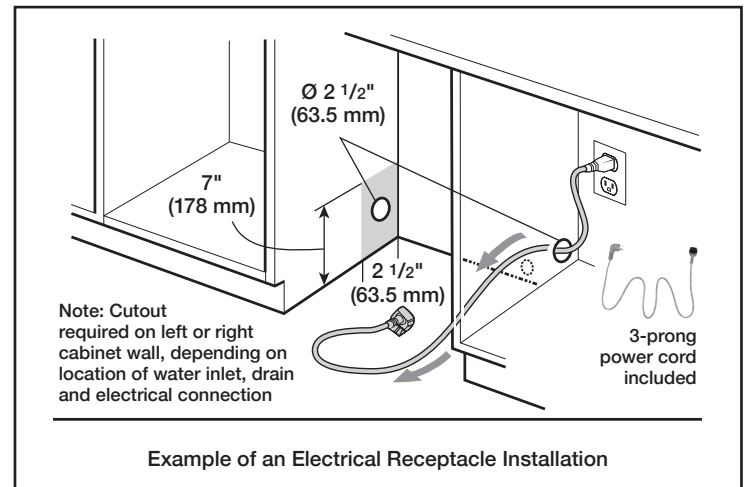
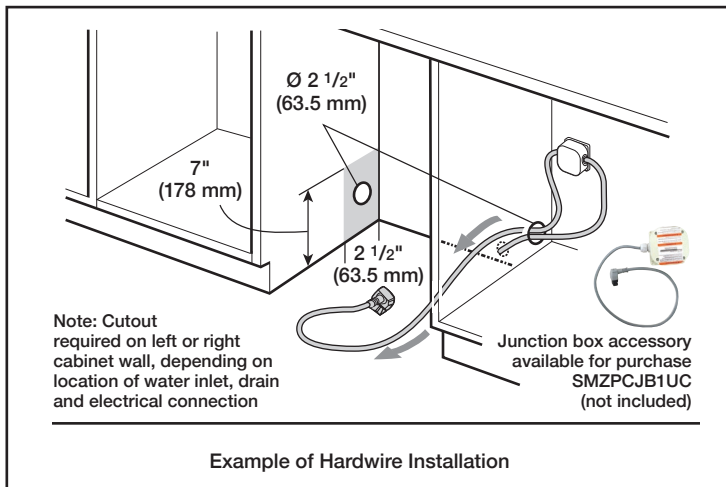
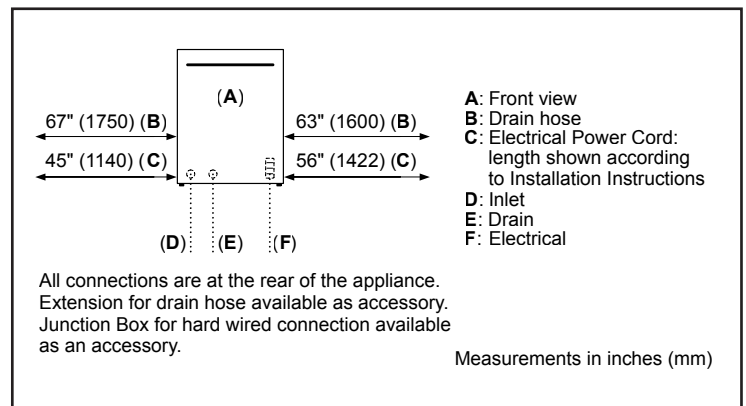
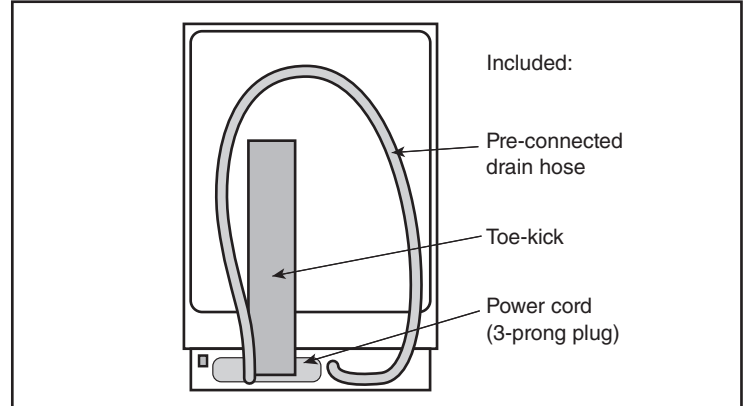
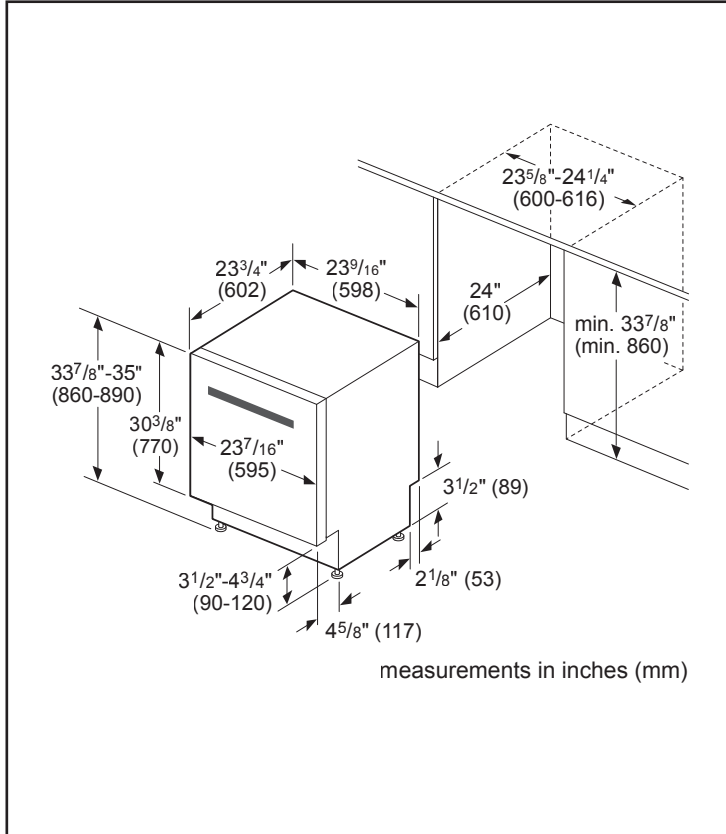
# 24" Recessed Handle Dishwasher

300 Series – Stainless Steel SHE53C85N



**BOSCH**  
Invented for life

## Installation Details



**Accessories:** To purchase Bosch accessories, cleaners & parts please visit [www.bosch-home.com/us/store](http://www.bosch-home.com/us/store) or call 1-800-944-2904 (Mon to Fri 5 am to 6 pm PST, Sat 6 am to 3 pm PST).

**Notes:** All height, width and depth dimensions are shown in inches. BSH reserves the absolute and unrestricted right to change product materials and specifications, at any time, without notice. Consult the product's installation instructions for final dimensional data and other details prior to making cutout.

**Warranties:** Please see Use & Care manual or Bosch website for statement of limited warranty.

**For more information on our entire line of products, go to [www.bosch-home.com/us](http://www.bosch-home.com/us) or call 1-800-944-2904**

© BSH Home Appliances Corporation. All rights reserved. Bosch is a registered trademark of Robert Bosch GmbH.

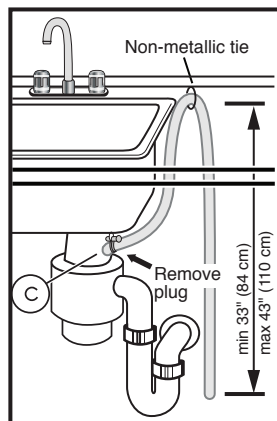
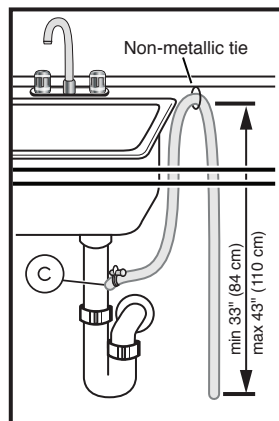
# 24" Recessed Handle Dishwasher

300 Series – Stainless Steel SHE53C85N



**BOSCH**  
Invented for life

## Installation Details



Note: Plumbing installations will vary - refer to local codes. Drain hose included is 79" (201 cm) and can be extended to a maximum of 155 3/4" (396 cm).

Always use the approved drain hose extension kit (SGZ1010UC).

Ensure a portion of the drain hose is raised between min. 33" (84 cm) and max. 43" (110 cm) above the cabinet floor.

**Accessories:** To purchase Bosch accessories, cleaners & parts please visit [www.bosch-home.com/us/store](http://www.bosch-home.com/us/store) or call 1-800-944-2904 (Mon to Fri 5 am to 6 pm PST, Sat 6 am to 3 pm PST).

**Notes:** All height, width and depth dimensions are shown in inches. BSH reserves the absolute and unrestricted right to change product materials and specifications, at any time, without notice. Consult the product's installation instructions for final dimensional data and other details prior to making cutout.

**Warranties:** Please see Use & Care manual or Bosch website for statement of limited warranty.

**For more information on our entire line of products, go to [www.bosch-home.com/us](http://www.bosch-home.com/us) or call 1-800-944-2904**

© BSH Home Appliances Corporation. All rights reserved. Bosch is a registered trademark of Robert Bosch GmbH.