

Invented for life



BOSCH

Integrated GlassVisor Rangehood.

Where premium design meets ultimate performance and ease of installation.



**GOOD
DESIGN
AWARD
WINNER**

*Ducting extension kit DWZ1IB6N1 used in this installation

Because you can never have too much space.

Our new integrated rangehood with foldout glass visor is more space efficient with a new compact design providing you with extra storage possibilities – and not just for spices. The T-shaped body of the rangehood itself serves as storage space and can hold up to 10kg on each side. Thanks to its optimised design, additional shelving can be installed in the upper cabinet on either side of the chimney, providing even more storage capacity – for example, for cook books and utensils.



Barely audible in the kitchen

A relaxed cooking environment can make or break your dinner party. We've made our rangehoods so quiet you hardly notice them, so you can easily chat with your guests while cooking. Our new integrated rangehoods are extremely quiet: noise min./max. in normal level: 50/63 dB.



Easy installation

Installation is made simple, with easy install side brackets included. This means there is no need to make a cutout in a bottom panel, as the mounting points are easily fixed on each side of the cabinet, eliminating the need for a bottom panel altogether. Freely design your upper cabinet to meet your specific needs. Thanks to the spacer, rangehoods can be installed in cabinets from 32cm to 36cm deep.

For a visual
installation guide
scan the QR code





Designed for convenience, in more ways than one.

Integrated rangehoods with fold out GlassVisors work to increase performance by drawing air to the vents, and provide controls where they are needed most. When not in use, it folds away making it almost invisible in an upper cabinet thanks to its flush installation and sleek design.

Looks as good as it functions.



Seamless integration.

Prefer a minimalist design? Thanks to the unique installation method, the Integrated GlassVisor Rangehood sits flush in the bottom of the cabinet, making it almost invisible. The glass control panel can also be folded under the rangehood out of sight when not in use.



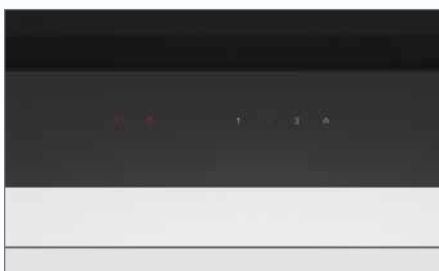
LED-illumination.

LED lights have an impressive service life with thousands of operating hours. Thanks to their especially low power consumption they use much less electricity than comparable conventional halogen lights. The white LED lights provide a clear and bright illumination while cooking.



Easy cleaning.

The rangehoods sophisticated design makes it easy to clean. The glass visor, black rangehood and chimney have smooth, uniform surfaces that are effortless to clean. The lower rangehood screws are covered over, making the surface easy to wipe, and you can simply wash the metal grease filter in the dishwasher.



TouchSelect control.

With the new TouchSelect controls, you can now activate the lighting in addition to all three power levels plus the intensive setting. The controls are located on the innovative glass panel, that folds out while in use, or tucks away while idle. You can activate the rangehood simply by folding down the glass panel, and deactivate it by folding the visor back again.


The same applies to switching the light on and off, although you also have the option of controlling lighting via the TouchSelect control Panel. When the rangehood is deactivated and the glass panel is folded up, just touch the glass panel near the TouchSelect buttons and the light will switch on.



Excellent performance with superior protection.

Not only does the rangehood have superior suction (Intensive mode: $749\text{m}^3/\text{h}^*$), the fold out visor also guides air up to the vents. This extendable design, as well as keeping your kitchen odour free, better protects your cabinetry from steam and grease caused by cooking.

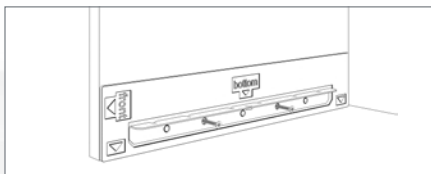
*Boost position air extraction rate according to EN 61591 ø 15cm



Flexible installation in a bottomless cupboard.

Boasting flexible installation which results in a flush design that also keeps cabinetry ends protected. These rangehoods feature L-shaped overhangs on each side, that help protect kitchen cabinetry from steam and grease.

The rangehoods are compatible in kitchen panels of different material thickness (16/18/19mm). They are also designed with a bevelled front to allow for handle-less cabinetry.



Recirculation Installation Accessory.

Bosch GlassVisor Rangehoods can be installed in recirculating mode using the recirculation kit. This can be purchased via retail partners or on the Bosch Online Shop.

Lifetime of Clean Air Standard odour filter 6–12 months.

DWZ6IB114

CleanAir Standard recirculation kit

A design fit for your kitchen



DBB97AM60A 90cm Integrated GlassVisor Rangehood

Key Features

- ▶ 3 power settings plus intensive setting
- ▶ 749m³/h maximum extraction capacity (intensive setting)*
- ▶ Space efficient, compact design with extra storage possibilities on the rangehood, up to max.10kg storage weight per side
- ▶ Glass panel with touch control for an easy operation and enhanced vapour capture
- ▶ Intensive operation automatic revert – 6 minutes
- ▶ Intensive setting with automatic switch back to previous setting
- ▶ TouchSelect Controls with red electronic display
- ▶ 3 x 2W LED lights
- ▶ Flush-fitted installation
- ▶ Dishwasher safe metal grease filters
- ▶ Stainless steel filter covers
- ▶ Ducted or recirculation mode installation possible
- ▶ Noise: min 50dB, intensive 73dB

Dimensions (HxWxD)

340 x 897 x 298mm



DBB67AM60A 60cm Integrated GlassVisor Rangehood

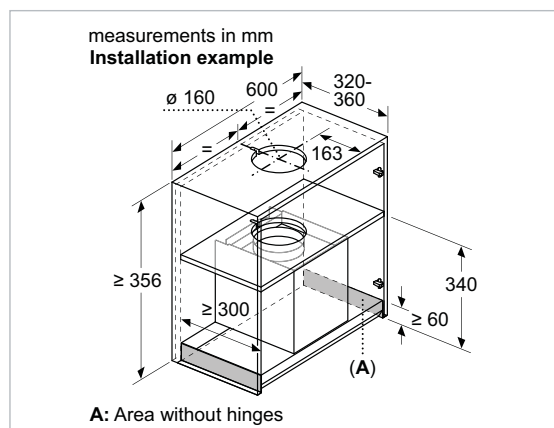
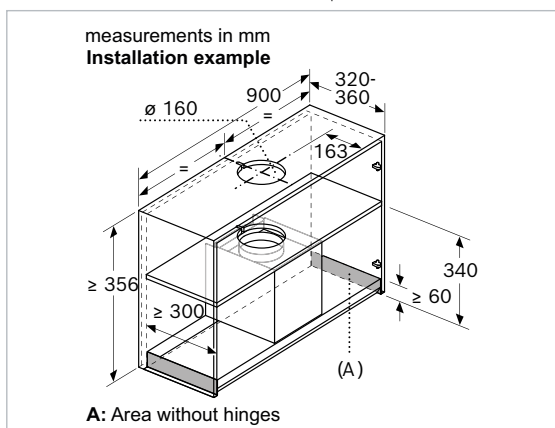
Key Features

- ▶ 3 power settings plus intensive setting
- ▶ 749m³/h maximum extraction capacity (intensive setting)*
- ▶ Space efficient, compact design with extra storage possibilities on the rangehood, up to max.10kg storage weight per side
- ▶ Glass panel with touch control for an easy operation and enhanced vapour capture
- ▶ Intensive operation automatic revert – 6 minutes
- ▶ Intensive setting with automatic switch back to previous setting
- ▶ TouchSelect Controls with red electronic display
- ▶ 2 x 2W LED lights
- ▶ Flush-fitted installation
- ▶ Dishwasher safe metal grease filters
- ▶ Stainless steel filter covers
- ▶ Ducted or recirculation mode installation possible
- ▶ Noise: min 50dB, intensive 73dB

Dimensions (HxWxD)

340 x 597 x 298mm

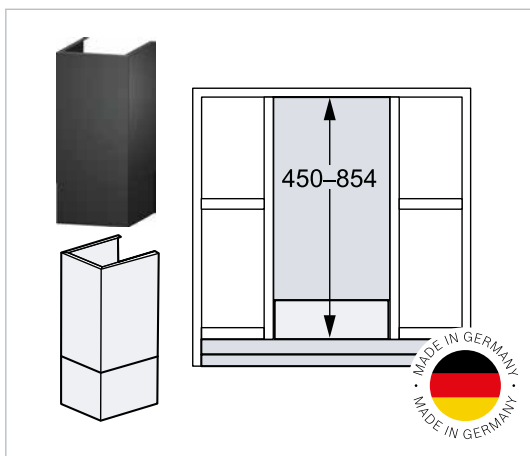
*Boost position air extraction rate according to EN 61591 Ø 15cm
Visit www.bosch-home.com.au for full specification overview.



Flexible planning – chimney extension kits

The optional chimney extensions with their elegant black design expand to fit the height of your cabinet, for a wide range of shelving layouts. The GlassVisor Rangehood also allows for flexible shelving inside your kitchen cabinetry. Choose the number of shelves and their materials – in order to match the shape, colour and surface of the modern chimney design. The rangehoods slanted front means you can also choose handle-less cabinetry.

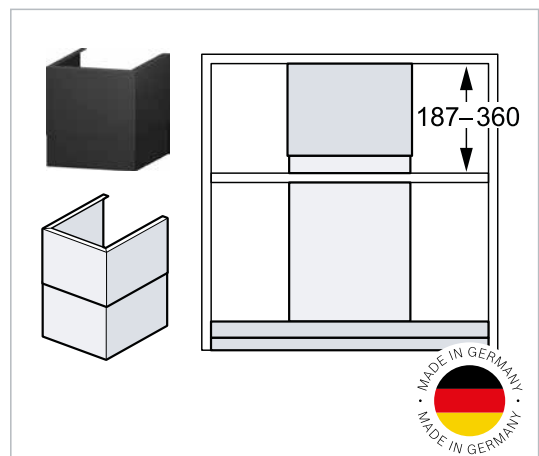
Chimney Extension, 450–854mm, Black DWZ1IB6K1



- ▶ Vertical beams designed to encase this kit, allowing for ultimate flexibility with shelf spacing and design
- ▶ Two piece chimney set for variable (450–854mm) height adjustment in a wall cupboard
- ▶ Suitable for ducted and re-circulated extraction
- ▶ Please reference the built in dimensions provided in the installation drawing



Chimney extension, 187–360mm, Black DWZ1IB6N1



- ▶ Horizontal shelves designed to separate this kit, allowing for more convenient installation and versatility
- ▶ Two piece chimney set for variable (187–360mm) height adjustment in a wall cupboard
- ▶ Installation of the appliance with more than one chimney extension set possible
- ▶ Suitable for ducted and re-circulated extraction
- ▶ Please reference the built-in dimensions provided in the installation drawing



Scan QR code for a video
on the Chimney Extension
Kits for installation



BSH Home Appliances Pty Ltd

1555 Centre Road Clayton VIC 3168

Postal Address

Locked Bag 66, Clayton South VIC 3169

Customer Line

Phone: 1300 369 744

www.bosch-home.com.au



Certain appliances shown in this catalogue are not available in your country. Model numbers and specifications are for reference only and subject to change without prior notice. Please contact your local Bosch retailer for the latest information.

Whilst every care has been taken in the preparation of this publication, BSH does not warrant the accuracy or completeness of the information in this publication and BSH reserves the right to alter specifications without notice. To the extent permitted by law, BSH excludes all liability, including negligence, for any loss incurred in reliance on the contents of this publication.

Printed in Australia. KRD 10/2022 – BH 5643 B



@BoschHomeAU