


24" Pocket Handle Dishwasher

500 Series – Black SHP65CM6N



BOSCH
Invented for life



SHP65CM6N
Black

Also available in:

Stainless Steel SHP65CM5N

White SHP65CM2N

The AutoAir® drying option automatically releases the door at the end of the cycle to let moisture escape and fresh air in for drier dishes.

Features & Benefits

So quiet at 44 dBA, InfoLight® shines on the floor so you know the dishwasher is running.

The Flexible 3rd Rack with fold down sides adds 30% more* loading area, perfect for utensils and ramekins.

Enhance your cleaning experience with Wi-Fi enabled Home Connect®. Access additional wash cycles and options or choose the right one for your needs using Smart Cycle.

The Favorite button allows you to easily access your preferred cycle/option combination with 1 touch.

General Properties

Wash cycles (control panel)	5 (Heavy, Auto, Normal, Speed60 (1hr Wash), Favorite)
Additional wash cycles (in Home Connect®)	3 (Delicate, Rinse, MachineCare)
Options (control panel)	3 (Sanitize, Remote Start, AutoAir)
Additional options (in Home Connect®)	2 (Half Load, Eco)
dBA	44
Wash system	PrecisionWash®
Drying system	AutoAir®
Third rack	Flexible 3rd Rack
Rack adjustability	Rackmatic®
Tub material	Stainless Steel
Concealed water heating element	Yes
Leak protection system	24/7 AquaStop®
Home Connect® (WiFi enabled)	Yes
NSF®-certified** sanitize option	Yes
Water softener	No
Five-level wash	Yes
Child Lock button suspension	No
Anti-Fingerprint Finish	N/A
Special features	InfoLight®, AutoAir® Option

Efficiency

Water usage per cycle	3.2 gal
ENERGY STAR® Certified	Yes
Total annual energy consumption	240 kWh

Capacity

Number of place settings	16
--------------------------	----

Technical Details

Watts	1440 W
Current	12 Amps
Volts	120 V
Frequency	60 Hz
Power cord full length	67"
Power cord install length from edge of unit when facing the door	Left – 45" Right – 56"
Minimum water pressure	14 lb/sin
Length outlet hose	78 3/4"

Dimensions & Weight

Overall appliance dimensions (HxWxD)	33 7/8" x 23 9/16" x 23 3/4"
Required cutout size (HxWxD)	33 7/8" x 24" x 24"
Adjustable feet	Yes
Net weight	85 lbs

Accessories—Optional

Junction Box	SMZPCJB1UC
Junction Box + Supply Hose Kit	SMZ3IN1UC
Bosch Dishwasher Water Supply Hose	SMZSH1ABUC
Drain Hose Extension Kit	SGZ1010UC
Edge Protector + Power Cord Clip Install Kit	SMZEPCC1UC



*Compared to a Bosch dishwasher with 2 racks.

**Certification to NSF/ANSI Standard 184 for residential dishwashers.

Accessories: To purchase Bosch accessories, cleaners & parts please visit www.bosch-home.com/us/store or call 1-800-944-2904 (Mon to Fri 5 am to 6 pm PST, Sat 6 am to 3 pm PST).

Notes: All height, width and depth dimensions are shown in inches. BSH reserves the absolute and unrestricted right to change product materials and specifications, at any time, without notice. Consult the product's installation instructions for final dimensional data and other details prior to making cutout.

Warranties: Please see Use & Care manual or Bosch website for statement of limited warranty.

For more information on our entire line of products, go to www.bosch-home.com/us or call 1-800-944-2904

© BSH Home Appliances Corporation. All rights reserved. Bosch is a registered trademark of Robert Bosch GmbH.

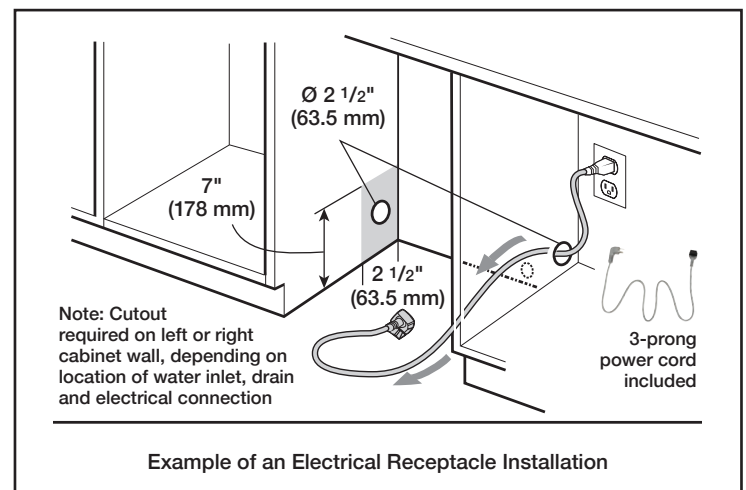
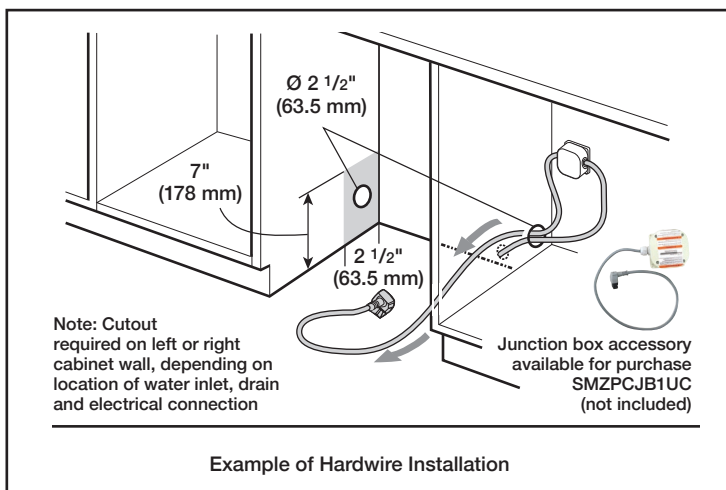
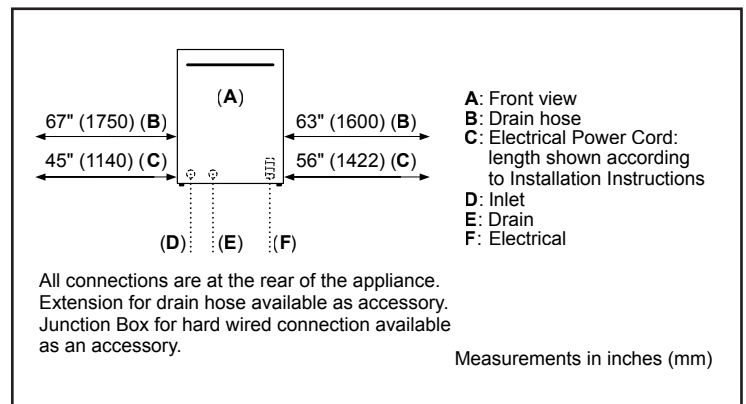
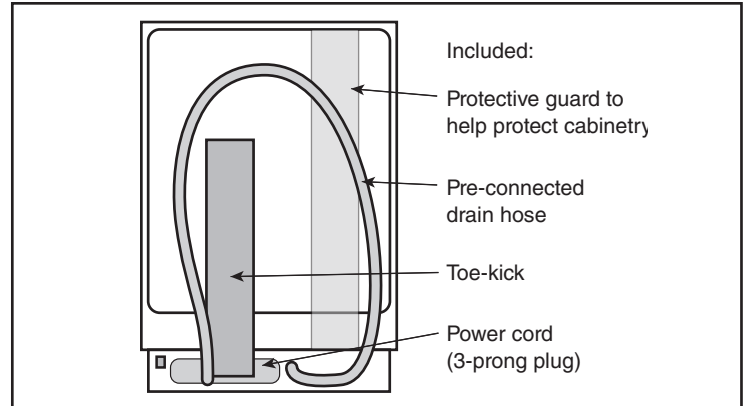
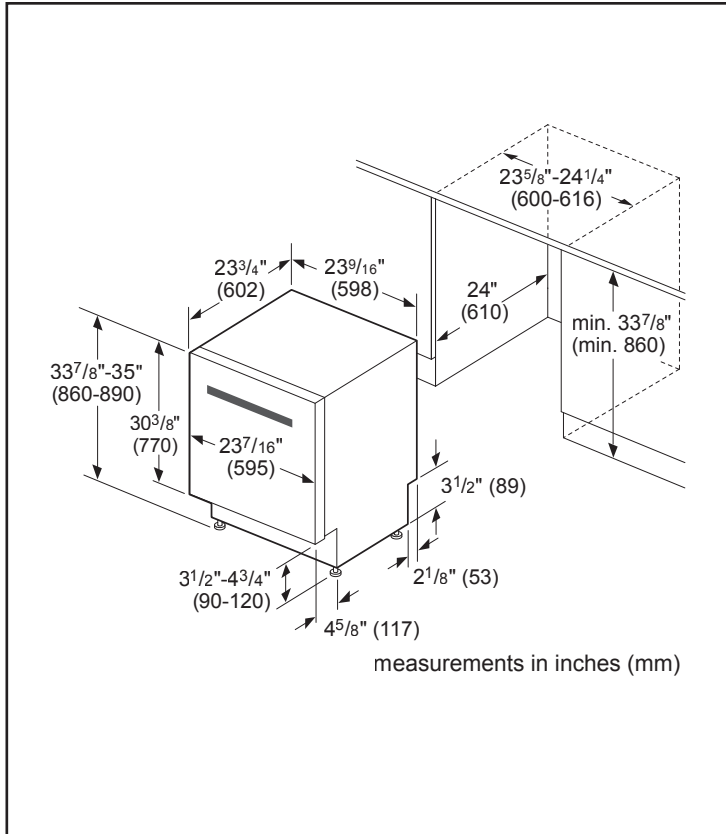
24" Pocket Handle Dishwasher

500 Series – Black SHP65CM6N



BOSCH
Invented for life

Installation Details



Accessories: To purchase Bosch accessories, cleaners & parts please visit www.bosch-home.com/us/store or call 1-800-944-2904 (Mon to Fri 5 am to 6 pm PST, Sat 6 am to 3 pm PST).

Notes: All height, width and depth dimensions are shown in inches. BSH reserves the absolute and unrestricted right to change product materials and specifications, at any time, without notice. Consult the product's installation instructions for final dimensional data and other details prior to making cutout.

Warranties: Please see Use & Care manual or Bosch website for statement of limited warranty.

For more information on our entire line of products, go to www.bosch-home.com/us or call 1-800-944-2904

© BSH Home Appliances Corporation. All rights reserved. Bosch is a registered trademark of Robert Bosch GmbH.

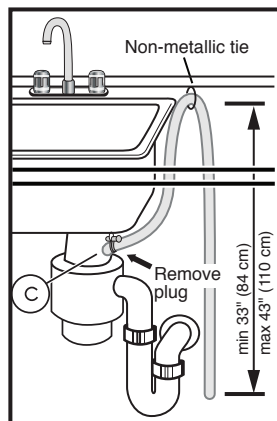
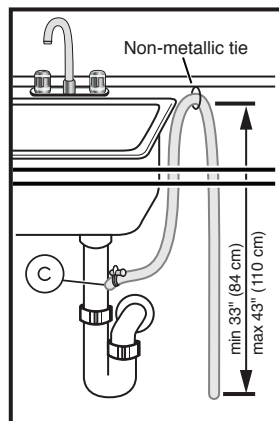
24" Pocket Handle Dishwasher

500 Series – Black SHP65CM6N



BOSCH
Invented for life

Installation Details



Note: Plumbing installations will vary - refer to local codes. Drain hose included is 79" (201 cm) and can be extended to a maximum of 155 3/4" (396 cm).

Always use the approved drain hose extension kit (SGZ1010UC).

Ensure a portion of the drain hose is raised between min. 33" (84 cm) and max. 43" (110 cm) above the cabinet floor.

Accessories: To purchase Bosch accessories, cleaners & parts please visit www.bosch-home.com/us/store or call 1-800-944-2904 (Mon to Fri 5 am to 6 pm PST, Sat 6 am to 3 pm PST).

Notes: All height, width and depth dimensions are shown in inches. BSH reserves the absolute and unrestricted right to change product materials and specifications, at any time, without notice. Consult the product's installation instructions for final dimensional data and other details prior to making cutout.

Warranties: Please see Use & Care manual or Bosch website for statement of limited warranty.

For more information on our entire line of products, go to www.bosch-home.com/us or call 1-800-944-2904

© BSH Home Appliances Corporation. All rights reserved. Bosch is a registered trademark of Robert Bosch GmbH.