

36" Induction Cooktop

Benchmark® Series – Black with Stainless Steel Frame NITP660SUC



BOSCH
Invented for life



NITP660SUC
Black with Stainless
Steel Frame

Also available in:

Frameless NITP660UC

FlexInduction® cooktop allows you to place your cookware wherever you want on the flexible cooking zone.

Features & Benefits

FlexInduction® – provides even more flexibility by combining two cooking zones into one larger zone

12" dual-ring center cooking zone for large pots and pans

PowerMove™ – divides FlexInduction® into 3 preset power level zones. Simply move the cookware to change the power level

Home Connect™ – the easy way to connect your smart device with your Bosch cooktop

Element Performance

Power of Full Zone Left & Right heating element	3,300 W
Power of Full Zone Left & Right heating element (in boost)	3,600 W
Power of Front Left heating element	2,200 W
Power of Front Left heating element (in boost)	3,600 W
Power of Back Left heating element	2,200 W
Power of Back Left heating element (in boost)	3,600 W
Power of Center heating element	3,300 / 2,200 W
Power of Center heating element (in boost)	3,600 / 3,400 W
Power of Back Right heating element	2,200 W
Power of Back Right heating element (in boost)	3,600 W
Power of Front Right heating element	2,200 W
Power of Front Right heating element (in boost)	3,600 W
Burners with booster	All*

Element Size

Dimension of Front Left heating element	7" x 8"
Dimension of Back Left heating element	7" x 8"
Dimension of Center heating element	12", 9"
Dimension of Back Right heating element	7" x 8"
Dimension of Front Right heating element	7" x 8"

General Properties

Home Connect™ (Wi-Fi Enabled)	Yes
Controls	PreciseSelect® Touch

Technical Details

Watts	12,000 W
Circuit breaker	50 A
Volts	208-240 V
Frequency	60 Hz
Plug type	No plug
Power cord length	37"
Energy source	Electric

Dimensions & Weight

Overall appliance dimensions (HxWxD)	4 1/8" x 37" x 21 1/4"
Required cutout size (HxWxD)	4 1/8" x 34 7/8" x 20"
Minimum distance from counter front	2 1/4"
Minimum distance from rear wall	2"
Net weight	53 lbs



US



Home Connect

*For 36" model Boost function may be used simultaneously in 3 zones only. See User Manual.

Accessories: To purchase Bosch accessories, cleaners & parts please visit www.bosch-home.com/us/store or call 1-800-944-2904 (Mon to Fri 5 am to 6 pm PST, Sat 6 am to 3 pm PST).

Notes: All height, width and depth dimensions are shown in inches. BSH reserves the absolute and unrestricted right to change product materials and specifications, at any time, without notice. Consult the product's installation instructions for final dimensional data and other details prior to making cutout.

Warranties: Please see Use & Care manual or Bosch website for statement of limited warranty.

For more information on our entire line of products, go to www.bosch-home.com/us or call 1-800-944-2904

© BSH Home Appliances Corporation. All rights reserved. Bosch is a registered trademark of Robert Bosch GmbH.

11/24

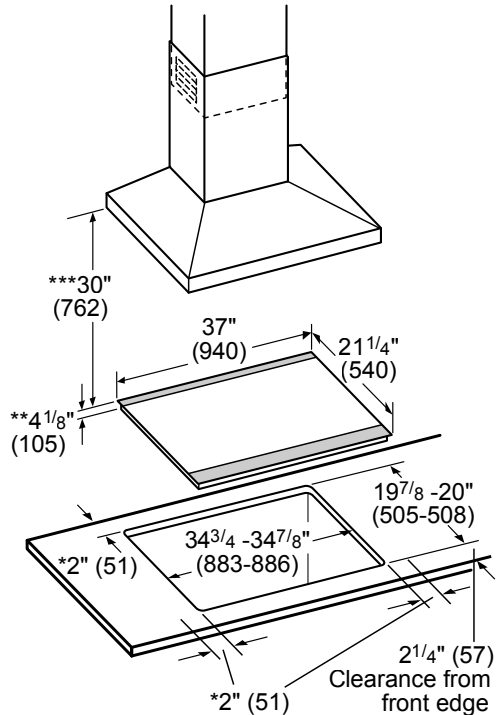
36" Induction Cooktop

Benchmark® Series – Black with Stainless Steel Frame NITP660SUC



BOSCH
Invented for life

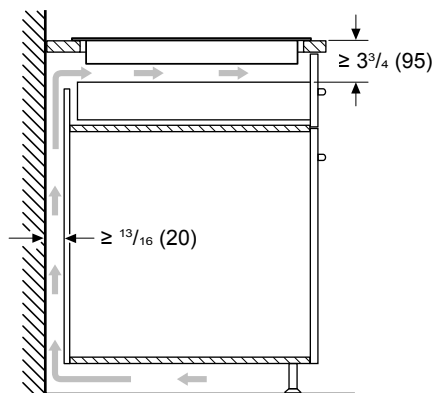
Installation Details



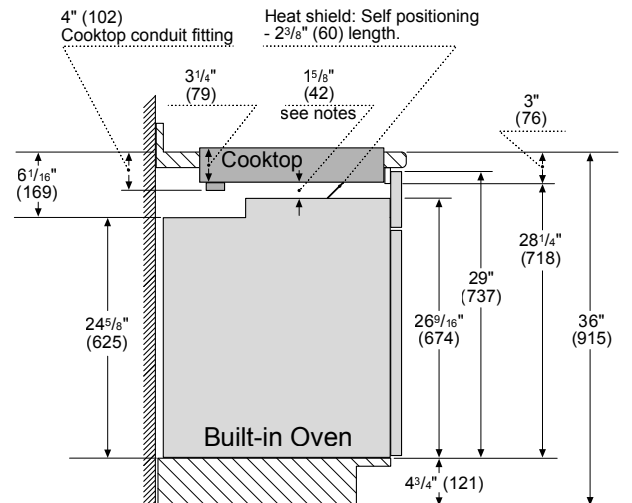
- * Minimum clearance from the cooktop cutout to the wall
- ** Installed depth includes a gap of 1" (26 mm) for ventilation
- *** Minimum clearance between the cooktop surface and lower edge of the hood

measurements in inches (mm)

Measurements in inches (mm)



Installation above Wall Ovens

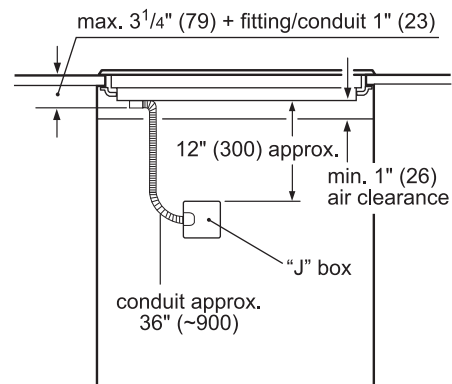


Notes:

Dimensions based on standard countertop height (36" with 4 3/4" toe kick including base plate).

The built-in oven can be installed below the induction cooktop as long as there is a minimum 1" (26) clearance between the bottom of the cooktop and the top of the oven.

measurements in inches (mm)



Measurements in inches (mm)

Accessories: To purchase Bosch accessories, cleaners & parts please visit www.bosch-home.com/us/store or call 1-800-944-2904 (Mon to Fri 5 am to 6 pm PST, Sat 6 am to 3 pm PST).

Notes: All height, width and depth dimensions are shown in inches. BSH reserves the absolute and unrestricted right to change product materials and specifications, at any time, without notice. Consult the product's installation instructions for final dimensional data and other details prior to making cutout.

Warranties: Please see Use & Care manual or Bosch website for statement of limited warranty.

For more information on our entire line of products, go to www.bosch-home.com/us or call 1-800-944-2904

© BSH Home Appliances Corporation. All rights reserved. Bosch is a registered trademark of Robert Bosch GmbH.