



BOSCH

Invented for life

Major Domestic Appliances

2022-2023

www.bosch-home.com/ne

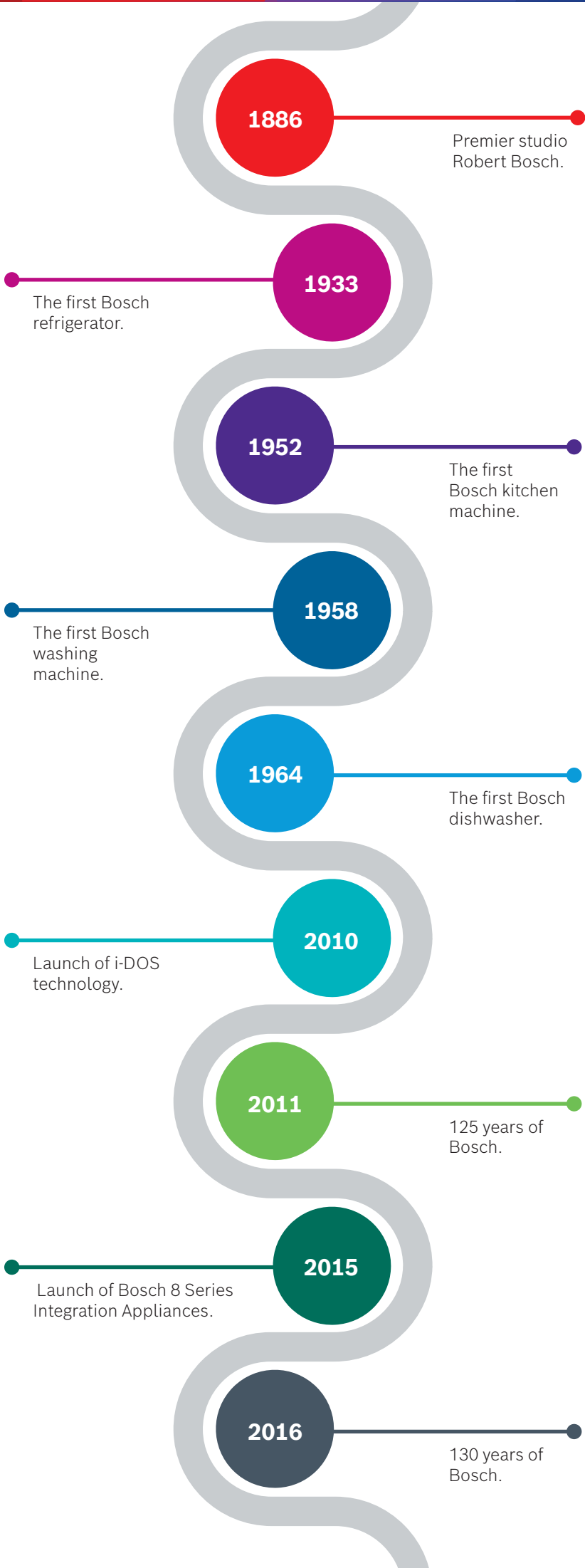


 /BoschHomeJordan

 /boschhomejordan



Source: Euromonitor
International Limited,
volume sales, 2020




“It has always been an unbearable thought to me that someone could inspect one of my products and find it inferior in some way. For that reason I have consistently tried to produce products which can withstand the closest scrutiny – products which prove themselves to be superior in every respect.”

Robert Bosch 1861-1942

Contents

3	Awards	38	Hobs
4	Freezers & Refrigerators	48	Hoods
18	Cooking	56	Dishwashers
20	Cookers	66	Washing machines
24	Microwaves	76	Service
30	Ovens		



XXL 86 cm



Bigger capacity, fresher foods.

Keeping food fresh for big family is a hard job to do. No matter how big your family is or how often you go shopping, Bosch XXL refrigerators always have enough space to store all your foods. Keeping large sized food such as watermelon fresh is not a problem any more. In Bosch XXL refrigerators, there is a room for all kind of food and beverages to have healthy and delicious memories with your loved ones.



Bigbox
Larger drawer for frozen foods.



XXL Capacity
Thanks to XXL fridge freezer you have extra much space to store all your groceries. Small difference in cm, big difference in volume.



ActiveHumidity

ActiveHumidity drawers give cold steam on your food periodically and keep control of internal moisture. So it keeps your food fresh and preserves nutrients and minerals.



NoFrost

With a NoFrost model, the humidity in the air is collected on the central fin evaporator rather than building up in the appliance or on the foods. This chiller, which draws the warmth out of the freezer area, automatically defrosts from time to time. As a result, resultant condensation is taken to the outside and evaporated using the compressor warmth in a special collecting pan. This lowers humidity in the appliance, which means that almost no ice forms. So you don't need to worry about defrosting any more.



VitaFresh Plus

The Series 6 fridges are the next big thing. They offer 559 litres of storage space and thus plenty of room for fresh food, drinks and even big pots and bowls. Additionally, the VitaFresh plus freshness system guarantees optimal storage conditions. It ensures that the aromas, nutrients and vitamins in fish, meat, fruit and vegetables stay fresh for much longer. Now you only need to ask yourself what to buy – not how much: it will all fit.



SuperCooling: The fridge that knows how to keep its cool.

Activate the SuperCooling function before you go shopping; it lowers the temperature for a short period, so your fresh shopping is kept at the right temperature. The temperature is lowered by pushing a button (2°C at the lowest). To prevent unnecessary power consumption, the function automatically switches back after approximately 6 hours.

Holiday Mode: Save energy whilst you are away.

When the Holiday Mode function is activated, the temperature in the fridge section is approx. +14°C and in the freezer approx. -18°C, protecting frozen foods and preventing energy wastage in the fridge.



10 Year Compressor Warranty

Bosch guarantees free repair or replacement service to the compressor of your fridge through its Authorized Service Centres for 10 years. In the event of a malfunctioning due to any defects in the compressor, you can get it back replaced or repaired without having to pay anything. So, just be cool and count on Bosch Manufacturer Warranty.

QuickFreezer

QuickFreezer lets you quickly freeze and preserve your food 2 times faster. So, freeze your food at their freshest state and enjoy them as they are once you need them.



Bottom Freezer Combinations



KGN33NW21U
Serie | 2
NoFrost, Bottom Freezer

- Performance and consumption**
- Energy consumption: 290 kWh/yr
 - Net Capacity: 279 l
 - Noise level: 42 dB(A) re 1 pW
 - freestanding >= 60cm width
- Design and Styling**
- Doors White, side panels white
 - Integrated horizontal handle
 - LED with Soft Start in fridge section
- Convenience & Safety**
- NoFrost
 - LED electronic control
 - Super Freezing: manual activation
- Fridge Compartment**
- Fridge Total Net Capacity: 192 l
 - Multi Airflow-System
 - 1 door trays high
 - 3 glass shelves, of which 2 are safety glass and height adjustable
- Freshness System**
- MultiBox: transparent drawer with wave bottom, ideal for the storage of fruits and vegetables
- Freezer Section**
- Freezer Capacity: 87 l
 - Freezing capacity: 11 kg/24 h
 - Storage time in power failure: 19 h
 - 3 transparent freezer drawers
- Technical Information**
- Door right hinged, reversible
 - Height adjustable front feet
 - Door-closing aid
 - Connected load: 100 W
 - Nominal voltage: 220 - 240 V



KGN36NL30U
Serie | 2
NoFrost, Bottom Freezer

- Energy Efficiency Class: A++
 - Net capacity: 302 l
 - Noise level: 42 dB(A) re 1 pW
 - LED with Soft Start in fridge section
 - LED electronic control
 - Super freezing with automatic switch off
- Fridge Section**
- Net fridge capacity: 215 l
 - Multi Airflow-System
 - 4 safety glass shelves of which 3 are height adjustable
- Freshness System**
- 1 MultiBox - Transparent drawer with a corrugated bottom, ideal for storing fruits and vegetables.
- Freezer Section**
- Net capacity freezer: 87 l
 - Freezing capacity: 11 kg/24 h
 - Storage time in power failure: 19 h
 - 3 transparent freezer drawers
- Dimensions**
- Dimensions (H x W x D): 186.0 cm x 60.0 cm x 66.0 cm



KGN46XL30U
Serie | 4
Free-standing fridge-freezer with freezer at bottom, Stainless steel look

- Performance and consumption**
- Energy consumption: 288 kWh/yr
 - Net Capacity: 385 l
 - Noise level: 40 dB(A) re 1 pW
- Design and Styling**
- Doors Stainless steel look, side panels Pearl grey (VZF 07127)
 - Integrated vertical handle
 - LED with Soft Start in fridge section
- Convenience & Safety**
- NoFrost
 - Separate, electronic temperature control, LED indicators
 - Super Cooling: automatic deactivation
 - Super Freezing: manual activation
 - Optical and acoustic door open warning system
 - Economy setting
- Fridge Compartment**
- Fridge Total Net Capacity: 280 l
 - Multi Airflow-System
 - AirFreshfilter
 - 4 safety glass shelves of which 3 x EasyAccess Shelf, extendable
 - 3 door bins
 - Pull-out tray with Breakfast box
- Freshness System**
- VitaFresh: keeps fresh food crisp for longer
- Freezer Section**
- Freezer Capacity: 105 l
 - Freezing capacity: 15 kg/24 h
 - Storage time in power failure: 20 h
 - 3 transparent freezer drawers



KGN49XW30U
Serie | 4
NoFrost, Bottom Freezer
Doors White

- Performance and consumption**
- Energy consumption: 303 kWh/yr
 - Net Capacity: 435 l
 - Noise level: 40 dB(A) re 1 pW
- Design and Styling**
- Doors White, side panels white
 - Integrated vertical handle
 - LED with Soft Start in fridge section
- Convenience & Safety**
- NoFrost
 - Separate, electronic temperature control, LED indicators
 - Super Cooling: automatic deactivation
 - Super Freezing: manual activation
 - Optical and acoustic door open warning system
 - Economy setting
- Fridge Compartment**
- Fridge Total Net Capacity: 330 l
 - Multi Airflow-System
 - AirFreshfilter
 - 5 safety glass shelves of which 4 x EasyAccess Shelf, extendable
 - 4 door bins
 - Pull-out tray with Breakfast box
- Freshness System**
- VitaFresh: keeps fresh food crisp for longer
- Freezer Section**
- Freezer Capacity: 105 l
 - Freezing capacity: 15 kg/24 h
 - Storage time in power failure: 20 h
 - 3 transparent freezer drawers



KGN36XW30U
Serie | 4
NoFrost, Bottom Freezer

- Energy Efficiency Class: A++
 - Net capacity: 324 l
 - Noise level: 39 dB(A) re 1 pW
 - LED with Soft Start in fridge section
 - Separate, electronic temperature control, LED indicators
 - Super freezing with automatic switch off
 - Optical and acoustic door open warning system
- Fridge Section**
- Net fridge capacity: 237 l
 - AirFresh filter
 - Multi Airflow-System
 - 4 safety glass shelves of which 2 are height adjustable
- Freshness System**
- 1 VitaFresh ◀0°C▶ drawer - Fish and meat stay fresh for longer
 - 1 VitaFresh drawer with humidity control - Fruits and vegetables retain vitamins and stay fresh for longer
- Freezer Section**
- Net capacity freezer: 87 l
 - Freezing capacity: 14 kg/24 h
 - Storage time in power failure: 16 h
 - 3 transparent freezer drawers
- Dimensions**
- Dimensions (H x W x D): 186.0 cm x 60.0 cm x 66.0 cm



KGN36XL30U
Serie | 4
NoFrost, Bottom Freezer

- Energy Efficiency Class: A++
 - Net capacity: 324 l
 - Noise level: 39 dB(A) re 1 pW
 - LED with Soft Start in fridge section
 - Separate, electronic temperature control, LED indicators
 - Two Cooling Systems
 - Supercool function
 - Super freezing with automatic switch off
 - Optical and acoustic door open warning system
- Fridge Section**
- Net fridge capacity: 237 l
 - AirFresh filter
 - Multi Airflow-System
 - 4 safety glass shelves of which 2 are height adjustable
- Freshness System**
- VitaFresh: keeps fresh food crisp for longer
- Freezer Section**
- Net capacity freezer: 87 l
 - Freezing capacity: 14 kg/24 h
 - Storage time in power failure: 16 h
 - 3 transparent freezer drawers
- Dimensions**
- Dimensions (H x W x D): 186.0 cm x 60.0 cm x 66.0 cm



KGN49XL30U
Serie | 4
NoFrost, Bottom Freezer
Doors Stainless Steel Look

- Performance and consumption**
- Energy consumption: 303 kWh/yr
 - Net Capacity: 435 l
 - Noise level: 40 dB(A) re 1 pW
- Design and Styling**
- Doors Stainless steel look, side panels Pearl grey (VZF 07127)
 - Integrated vertical handle
 - LED with Soft Start in fridge section
- Convenience & Safety**
- NoFrost
 - Separate, electronic temperature control, LED indicators
 - Super Cooling: automatic deactivation
 - Super Freezing: manual activation
 - Optical and acoustic door open warning system
 - Economy setting
- Fridge Compartment**
- Fridge Total Net Capacity: 330 l
 - Multi Airflow-System
 - AirFreshfilter
 - 5 safety glass shelves of which 4 x EasyAccess Shelf, extendable
 - 4 door bins
 - Pull-out tray with Breakfast box
- Freshness System**
- VitaFresh: keeps fresh food crisp for longer
- Freezer Section**
- Freezer Capacity: 105 l
 - Freezing capacity: 15 kg/24 h
 - Storage time in power failure: 20 h
 - 3 transparent freezer drawers



KGN49XI30U
Serie | 4
free-standing fridge-freezer with freezer at bottom, Stainless steel

- Performance and consumption**
- Energy consumption: 303 kWh/yr
 - Net Capacity: 435 l
 - Noise level: 40 dB(A) re 1 pW
- Design and Styling**
- Doors inox EasyClean, side panels Pearl grey (VZF 07127)
 - Integrated vertical handle
 - LED with Soft Start in fridge section
- Convenience & Safety**
- NoFrost
 - Separate, electronic temperature control, LED indicators
 - Super Cooling: automatic deactivation
 - Super Freezing: manual activation
 - Optical and acoustic door open warning system
 - Economy setting
- Fridge Compartment**
- Fridge Total Net Capacity: 330 l
 - Multi Airflow-System
 - AirFreshfilter
 - 5 safety glass shelves of which 4 x EasyAccess Shelf, extendable
 - 4 door bins
 - Pull-out tray with Breakfast box
- Freshness System**
- VitaFresh: keeps fresh food crisp for longer
- Freezer Section**
- Freezer Capacity: 105 l
 - Freezing capacity: 15 kg/24 h
 - Storage time in power failure: 20 h
 - 3 transparent freezer drawers

Bottom Freezer Combinations



KGN57PI20U
Serie | 8
NoFrost, Bottom Freezer

- Energy Efficiency Class: A+
- Net capacity: 459 l
- Noise level: 43 dB(A) re 1 pW
- LED interior light in fridge section
- Premium Touchcontrol electronic
- Two Cooling Systems
- Supercool function
- Super freezing with automatic switch off
- Optical and acoustic door open warning system
- Visual and acoustic warning system in case of malfunction of the freezer compartment
- Holiday mode
- Economy setting
- Child lock
- Bottle-Timer
- Fridge Section
- Net fridge capacity: 373 l
- Multi Airflow-System
- AirFresh filter
- 4 glass shelves, of which 2 are safety glass and height adjustable

Freshness System


- 1 VitaFresh plus drawer on telescopic rails with humidity control - Fruits and vegetables retain vitamins and stay fresh up to 2 times longer
- ChillerBox

Freezer Section

- Net capacity freezer: 86 l
- Freezing capacity: 10 kg/24 h
- Storage time in power failure: 20 h
- 2 transparent freezer drawers

Dimensions

- Dimensions (H x W x D): 185.0 cm x 70.0 cm x 77.0 cm



KGN49LB30U
Serie | 6
Free-standing fridge-freezer with freezer at bottom, glass door, Black

Performance and consumption

- Energy consumption: 303 kWh/yr
- Net Capacity: 435 l
- Noise level: 40 dB(A) re 1 pW

Design and Styling

- Doors black, side panels Pearl grey (VZF 07127)
- Integrated vertical handle
- LED with Soft Start in fridge section

Convenience & Safety

- NoFrost
- Premium Touchcontrol electronic
- Super Cooling: automatic deactivation
- Super Freezing: manual activation
- Optical and acoustic door open warning system
- Holiday mode
- Economy setting
- Child lock
- Fresh mode
- Fridge Compartment
- Fridge Total Net Capacity: 330 l
- Multi Airflow-System
- AirFreshfilter
- EasyAccess Shelf, extendable

Freshness System

- VitaFresh plus: keeps food fresh for up to twice as long

Freezer Section

- Freezer Capacity: 105 l
- Freezing capacity: 15 kg/24 h
- Storage time in power failure: 20 h
- 3 transparent freezer drawers

Bottom Freezer Combinations



KGN56LW30U
Serie | 6
Free-standing fridge-freezer with freezer at bottom, glass door

Design and Styling

- Doors White, side panels Pearl grey (VZF 07127)
- Integrated vertical handle
- LED with Soft Start in fridge section

Convenience & Safety

- NoFrost
- Premium Touchcontrol electronic
- Super Cooling: automatic deactivation
- Super Freezing: manual activation
- Optical and acoustic door open warning system
- Holiday mode
- Economy setting
- Child lock
- Fresh mode

Fridge Compartment

- Multi Airflow-System
- AirFreshfilter
- 4 safety glass shelves of which 3 x EasyAccess Shelf, extendable
- 4 door bins, there of 1 dairy compartment
- Pull-out tray with Breakfast box

Freshness System



- VitaFresh plus: keeps food fresh for up to twice as long

Freezer Section

- 2 transparent freezer drawers

Dimensions

- Appliance Dimensions (H x W x D): 193 cm x 70 cm x 80.0 cm



KGN56PI30U
Serie | 8
NoFrost, Bottom Freezer

- Energy Efficiency Class: A++
- Net capacity: 480 l
- Noise level: 42 dB(A) re 1 pW
- LED with Soft Start in fridge section
- Premium Touchcontrol electronic
- Supercool function
- Super freezing with automatic switch off
- Optical and acoustic door open warning system
- Holiday mode
- Economy setting
- Child lock

Fridge Section

- Net fridge capacity: 375 l
- Multi Airflow-System
- AirFresh filter
- 4 safety glass shelves of which 3 are height adjustable, 3 x EasyAccess Shelf, extendable

Freshness System

- VitaFresh pro: keeps fruit, vegetables, fish and meat fresh for up to three times as long.

Freezer Section

- Net capacity freezer: 105 l
- Freezing capacity: 16 kg/24 h
- Storage time in power failure: 24 h
- 2 transparent freezer drawers

Dimensions

- Dimensions (H x W x D): 193.0 cm x 70.0 cm x 80.0 cm



KGN56VI30U
Serie | 4
Free-standing fridge-freezer with freezer at bottom, Stainless steel

Design and Styling

- Doors inox EasyClean, side panels Pearl grey (VZF 07127)
- Integrated vertical handle
- LED with Soft Start in fridge section

Convenience & Safety

- NoFrost
- Separate, electronic temperature control, LED indicators
- Super Cooling: automatic deactivation
- Super Freezing: manual activation
- Optical and acoustic door open warning system
- Economy setting

Fridge Compartment

- Multi Airflow-System
- AirFreshfilter
- 4 safety glass shelves of which 3 x EasyAccess Shelf, extendable
- 4 door bins
- Pull-out tray with Breakfast box

Freshness System

- VitaFresh: keeps fresh food crisp for longer

Freezer Section

- 2 transparent freezer drawers

Dimensions

- Appliance Dimensions (H x W x D): 193 cm x 70 cm x 80.0 cm

Technical Information

- Door right hinged, reversible
- Height adjustable front feet
- Connected load: 100 W
- Nominal voltage: 220 - 240 V



KGN56LB30U
Serie | 6
Free-standing fridge-freezer with freezer at bottom, glass door

Performance and consumption

- Energy consumption: 325 kWh/yr
- Net Capacity: 505 l
- Noise level: 42 dB(A) re 1 pW

Design and Styling

- Doors black, side panels Pearl grey (VZF 07127)
- Integrated vertical handle
- LED with Soft Start in fridge section

Convenience & Safety

- NoFrost
- Premium Touchcontrol electronic
- Super Cooling: automatic deactivation
- Super Freezing: manual activation
- Optical and acoustic door open warning system
- Holiday mode
- Economy setting
- Child lock
- Fresh mode

Fridge Compartment

- Fridge Total Net Capacity: 400 l
- Multi Airflow-System
- AirFreshfilter
- 4 safety glass shelves of which 3 x EasyAccess Shelf, extendable
- 4 door bins, there of 1 dairy compartment
- Pull-out tray with Breakfast box

Freshness System

- VitaFresh plus: keeps food fresh for up to twice as long

Freezer Section

- Freezer Capacity: 105 l
- Freezing capacity: 18 kg/24 h
- Storage time in power failure: 24 h
- 2 transparent freezer drawers



KGN76AI30U
Serie | 6
Free-standing fridge-freezer with freezer at bottom, Stainless steel

Performance and consumption

- Energy consumption: 335 kWh/yr
- Net Capacity: 521 l
- Noise level: 42 dB(A) re 1 pW

Design and Styling

- Doors inox EasyClean, side panels Pearl grey (VZF 07127)
- vertical handle
- LED with Soft Start in fridge section

Convenience & Safety

- NoFrost
- Premium Touchcontrol electronic
- Super Cooling: automatic deactivation
- Super Freezing: manual activation
- Optical and acoustic door open warning system
- Holiday mode
- Economy setting
- Child lock
- Fresh mode

Fridge Compartment

- Fridge Total Net Capacity: 406 l
- Multi Airflow-System
- AirFreshfilter
- 3 safety glass shelves of which 2 x EasyAccess Shelf, extendable
- 6 door bins, there of 2 dairy compartment
- Pull-out tray with Breakfast box

Freshness System

- VitaFresh plus: keeps food fresh for up to twice as long

Freezer Section

- Freezer Capacity: 115 l
- Freezing capacity: 18 kg/24 h
- Storage time in power failure: 27 h
- 2 transparent freezer drawers



KGN86AW30U
Serie | 6
free-standing fridge-freezer with freezer at bottom, White

Performance and consumption

- Energy consumption: 378 kWh/yr
- Net Capacity: 619 l
- Noise level: 42 dB(A) re 1 pW

Design and Styling

- Doors White, side panels white
- LED with Soft Start in fridge section

Convenience & Safety

- NoFrost
- Premium Touchcontrol electronic
- Super Cooling: automatic deactivation
- Super Freezing: manual activation
- Optical and acoustic door open warning system
- Holiday mode
- Economy setting
- Child lock
- Fresh mode

Fridge Compartment

- Fridge Total Net Capacity: 479 l
- Multi Airflow-System
- AirFreshfilter
- 3 safety glass shelves of which 2 x EasyAccess Shelf, extendable
- 6 door bins, there of 2 dairy compartment
- Pull-out tray with Breakfast box

Freshness System

- VitaFresh plus: keeps food fresh for up to twice as long

Freezer Section

Bottom Freezer Combinations



KGN86AI30U
Serie | 6
Free-standing fridge-freezer with freezer at bottom, Stainless steel

- Performance and consumption**
- Energy consumption: 378 kWh/yr
 - Net Capacity: 619 l
 - Noise level: 42 dB(A) re 1 pW
- Design and Styling**
- Doors inox EasyClean, side panels Pearl grey (VZF 07127)
 - vertical handle
 - LED with Soft Start in fridge section
- Convenience & Safety**
- NoFrost
 - Premium Touchcontrol electronic
 - Super Cooling: automatic deactivation
 - Super Freezing: manual activation
 - Optical and acoustic door open warning system
 - Holiday mode
 - Economy setting
 - Child lock
 - Fresh mode
- Fridge Compartment**
- Fridge Total Net Capacity: 479 l
 - Multi Airflow-System
 - AirFreshfilter
 - 3 safety glass shelves of which 2 x EasyAccess Shelf, extendable
 - 6 door bins, there of 2 dairy compartment
 - Pull-out tray with Breakfast box
- Freshness System**
- VitaFresh plus: keeps food fresh for up to twice as long



KGD86AW304
Serie | 6
free-standing fridge-freezer with freezer at bottom, White

- Design and Styling**
- Doors high gloss white, side panels white vertical handle
 - LED interior light in fridge section
- Convenience & Safety**
- NoFrost
 - Super Cooling: automatic deactivation
 - Super Freezing: manual activation
 - Optical and acoustic door open warning system
 - Holiday mode
 - Economy setting
 - Child lock
 - Fresh mode
- Fridge Compartment**
- Multi Airflow-System
 - AirFreshfilter
 - 3 safety glass shelves of which 2 are height adjustable
 - Pull-out tray with Breakfast box
- Freshness System**
- 2 VitaFresh plus drawers with humidity control - Fruits and vegetables retain vitamins and stay fresh up to 2 times longer., 2 VitaFresh plus ◀0°C▶ drawers with temperature control on an Easy
 - Access Tray - Fish and meat stay fresh for longer, Breakfast Tray with humidity control - keeps fruit and vegetables fresh
- Freezer Section**
- 2 transparent freezer drawers

Bottom Freezer Combinations



KGN55VL20U
Serie | 2
NoFrost, Bottom Freezer

- Main Characteristics**
- Net capacity: 480 l
 - Energy Efficiency Class: F at a range of energy efficiency classes from A to G
 - Inox look doors
 - Noise Level: 42 dB(A) re 1 pW
 - Digital LED control
- Fridge**
- Net capacity: 375 l
 - 4 safety glass shelves of which 2 x EasyAccess Shelf, extendable
 - 4 safety glass shelves of which 3 are height adjustable
 - 3 door bins
 - VitaFresh: keeps fresh food crisp for longer
- Freezer**
- Net capacity: 105 lt
 - Freezing capacity: 18 kg/24 h
 - Storage time in power failure: 24 h
 - 2 transparent freezer drawers
- Dimensions**
- (H x W x D): 186 cm x 70 cm x 80 cm



KGN55VW20U
Serie | 4
Nofrost, Bottom Freezer

- Energy Efficiency Class: A+
 - Net capacity: 459 l
 - Noise level: 43 dB(A) re 1 pW
 - LED electronic control
 - Two Cooling Systems
 - Supercool function
 - Super freezing with automatic switch off
 - Acoustic Warning System, Warning
 - System by temperature increase
- Fridge Section**
- Net fridge capacity: 373 l
 - Multi Airflow-System
 - 4 safety glass shelves of which 3 are height adjustable
- Freshness System**
- VitaFresh plus: keeps food fresh for up to twice as long
- Freezer Section**
- Net capacity freezer: 86 l
 - Freezing capacity: 8 kg/24 h
 - Storage time in power failure: 24 h
 - 2 freezer drawers
- Dimensions**
- Dimensions (H x W x D): 185.0 cm x 70.0 cm x 74.0 cm



KGD86AI304
Serie | 6
free-standing fridge-freezer with freezer at bottom, Stainless steel

- Performance and consumption**
- Energy consumption: 378 kWh/yr
 - Net Capacity: 619 l
 - Noise level: 42 dB(A) re 1 pW
- Design and Styling**
- Doors inox EasyClean, side panels Pearl grey (VZF 07127) vertical handle
 - LED interior light in fridge section
- Convenience & Safety**
- NoFrost
 - Super Cooling: automatic deactivation
 - Super Freezing: manual activation
 - Optical and acoustic door open warning system
 - Holiday mode
 - Economy setting
 - Child lock
 - Fresh mode
- Fridge Compartment**
- Fridge Total Net Capacity: 479 l
 - Multi Airflow-System
 - AirFreshfilter
 - 3 safety glass shelves of which 2 are height adjustable
 - Pull-out tray with Breakfast box
- Freshness System**
- 2 VitaFresh plus drawers with humidity control - Fruits and vegetables retain vitamins and stay fresh up to 2 times longer., 2 VitaFresh plus ◀0°C▶ drawers with temperature control on an Easy
 - Access Tray - Fish and meat stay fresh for longer, Breakfast Tray with humidity control - keeps fruit and vegetables fresh



KGA76PI30U
Serie | 8
free-standing fridge-freezer with freezer at bottom, Inox-easyclean

- **Main Characteristics**
 - NoFrost
 - Gross capacity 578 l
 - Net Capacity: 517 l
 - Energy Efficiency Class: F at a range of energy efficiency classes from A++ to F
 - Noise level: 42 dB(A) re 1 pW
 - digital LCD
 - Appliance Dimensions (H x W x D): 186 cm x 75 cm x 80.0 cm
- Fridge**
- Total Net Capacity: 402 l
 - Activehumid. drawer w/divider
 - 2 VitaFresh plus ◀0°C▶ drawers with temperature control on an Easy Access Tray - Fish and meat stay fresh for longer
 - 3 safety glass shelves of which 2 x EasyAccess Shelf, extendable
 - 3 safety glass shelves of which 2 are height adjustable
 - 6 door bins
 - 2 dairy compartments
 - Super Cooling: automatic deactivation
 - AirFreshfilter
 - LED
 - Multi Airflow-System
 - Breakfast Tray
 - 1 2-wave bottle rack, plastic
 - egg tra



KGN36XI30U
Serie | 4
Nofrost, Bottom Freezer

- inox EasyClean Doors
 - KGN36XI30U
- Main Characteristics**
- NoFrost
 - Gross capacity 357 l
 - Net Capacity: 324 l
 - Noise level: 39 dB(A) re 1 pW
 - digital LED
 - Appliance Dimensions (H x W x D): 186 cm x 60 cm x 66.0 cm
- Fridge**
- Fridge Total Net Capacity: 237 l
 - Gross capacity cooling 247 l
 - 1 VitaFresh drawer with humidity control - Fruits and vegetables retain vitamins and stay fresh for longer.
 - 2 VitaFresh ◀0°C▶ drawers with temperature control - Fish and meat stay fresh for longer
 - 4 safety glass shelves of which 3 x EasyAccess Shelf, extendable
 - 4 safety glass shelves of which 2 are height adjustable
 - 3 door bins
 - Super Cooling: automatic deactivation
 - LED with Soft Start
 - Multi Airflow-System
 - 1 bottle support grid
 - egg tray



KGN56ABF0N
Serie | 6
NoFrost, Bottom Freezer

- Main Characteristics**
- NoFrost
 - Capacity: 508 l
 - Energy Efficiency Class: F at a range of energy efficiency classes from A to G
 - Noise Level: 42 dB(A) re 1 pW
 - Noise Class: D
 - digital LCD
 - Appliance Dimensions with Handle (H x W x D): 193.0 cm x 70 cm x 80 cm
- Fridge**
- Fridge Capacity: 400 l
 - 1 VitaFresh plus drawer with humidity control - Fruits and vegetables retain vitamins and stay fresh up to 2 times longer.
 - 2 VitaFresh plus ◀0°C▶ drawers with temperature control on an Easy Access Tray - Fish and meat stay fresh for longer
 - 4 safety glass shelves of which 3 x EasyAccess Shelf, extendable
 - 4 safety glass shelves of which 3 are height adjustable
 - 4 door bins
 - Dairy compartment
 - Super Cooling: automatic deactivation
 - AirFreshfilter
 - LED with Soft Start
 - Multi Airflow-System
 - Breakfast Tray
 - 1 2-wave bottle rack, plastic
 - egg tray, bottle holder in door tray

Bottom Freezer Combinations



KGN56VWF0N
Serie | 4
free-standing fridge-freezer with freezer at bottom, White

Main Characteristics

- NoFrost
- Capacity: 508 l
- Energy Efficiency Class: F at a range of energy efficiency classes from A to G
- Noise Level: 42 dB(A) re 1 pW
- Noise Class: D
- digital LED
- Appliance Dimensions with Handle (H x W x D): 193.0 cm x 70 cm x 80 cm

Fridge

- Fridge Capacity: 400 l
- 1 VitaFresh drawer with humidity control - Fruits and vegetables retain vitamins and stay fresh for longer.
- 2 VitaFresh ◀0°C▶ drawers with temperature control - Fish and meat stay fresh for longer
- 4 safety glass shelves of which 3 x EasyAccess Shelf, extendable
- 4 safety glass shelves of which 3 are height adjustable
- 4 door bins
- Super Cooling: automatic deactivation
- AirFreshfilter
- LED with Soft Start
- Multi Airflow-System
- 1 2-wave bottle rack, plastic
- egg tray, bottle holder in door tray



Side-by-Side Combinations



KSV36VW31U
Serie | 4
Free-standing fridge, 186 x 60 cm, White

Performance and consumption

- Energy consumption: 112 kWh/yr
- Net Capacity: 346 l
- Noise level: 39 dB(A) re 1 pW

Design and Styling

- White
- vertical handle
- Easy access door handle

Convenience & Safety

- LED electronic control
- Automatic defrost in fridge section
- 1 compressor/1 cold circuit
- Super Cooling: automatic deactivation

Fridge Compartment

- Net fridge capacity 4 - 8 ° C: 346 l
- Dynamic cooling via integrated fan
- 7 safety glass shelves, of which 5 are height adjustable
- Bottle rack: Bottle grid
- 2 door shelf large, 3 door shelf small
- LED interior light

Freshness System

- 1 VitaFresh drawer with humidity control - Fruits and vegetables retain vitamins and stay fresh for longer. with humidity control

Technical Information

- Height adjustable front feet
- Connected load: 90 W
- Climate Class: SN-T
- Nominal voltage: 220 - 240 V



KSV36AI31U
Serie | 6
Free-standing fridge, 186 x 60 cm, Stainless steel

Performance and consumption

- Energy Efficiency Class: A++
- Net capacity: 346 l
- Noise level: 39 dB(A) re 1 pW
- Doors inox EasyClean, side panels inox colored
- Bar handle, aluminium
- LED interior light
- 7 segment electronic control
- FreshSense - constant temperature by intelligent sensor technology
- Supercool function

Fridge Section

- Net fridge capacity: 346 l
- Dynamic cooling via integrated fan
- Automatic defrost in fridge section
- 7 safety glass shelves of which 4 are height adjustable, 5 x EasyAccess
- Shelf, extendable
- Bottle grid

Fridge Compartment

- Fridge Total Net Capacity: 346 l
- Dynamic cooling via integrated fan
- Automatic defrost in fridge section

Freshness System

- 1 VitaFresh plus drawer with humidity control - Fruits and vegetables retain vitamins and stay fresh up to 2 times longer. Vegetable container on telescopic rails

Dimensions

- Dimensions (H x W x D): 186.0 cm x 60.0 cm x 65.0 cm

Side-by-Side Combinations



KAG93AI304
Serie | 6
American side by side, Inox-easyclean

Performance and consumption

- Energy Efficiency Class: E at a range of energy efficiency classes from A++ to F
- Energy consumption: 343 kWh/yr
- Net Capacity: 531 l
- Noise level: 42 dB(A) re 1 pW

Design and Styling

- Doors inox EasyClean, side panels Grey
- vertical handle
- LED interior light

Convenience & Safety

- NoFrost
- Indoor touch electronic with digital display - at a glance perfectly under control!
- Separate temperature control for cooling and freezing section
- Super Cooling: automatic deactivation
- Super Freezing: manual activation
- Optical and acoustic door open warning system

Ice and Water

- Illuminated water and ice / crushed ice dispenser
- Automatic ice cube maker
- Waterfilter inside
- Watertank 4.5L, shelf integrated

Freshness System

- 2 MultiBox drawers on rails - Transparent drawers with a corrugated bottom, ideal for storing fruits and vegetables.



KAI93VI304
Serie | 4
American side by side, Stainless steel (with anti-fingerprint)

Performance and consumption

- Energy Efficiency Class: F at a range of energy efficiency classes from A++ to F
- Energy consumption: 343 kWh/yr
- Net Capacity: 533 l
- Noise level: 42 dB(A) re 1 pW

Design and Styling

- Doors inox EasyClean, side panels Grey
- vertical handle
- LED interior light
- Interior with metal applications

Convenience & Safety

- NoFrost
- Indoor touch electronic with digital display - at a glance perfectly under control!
- Separate temperature control for cooling and freezing section
- Super Cooling: automatic deactivation
- Super Freezing: manual activation
- Optical and acoustic door open warning system
- Ice and Water
- Illuminated water and ice / crushed ice dispenser
- Automatic ice cube maker
- Watertank 4.5L, shelf integrated

Fridge Compartment

- Fridge Total Net Capacity: 368 l
- Multi Airflow-System
- 5 safety glass shelves
- 2 door trays high
- MultiBox - the special compartment in the door



GSN36VW31U
Serie | 4
Free-standing freezer, 186 x 60 cm, White

Performance and consumption

- Energy consumption: 237 kWh/yr
- Net Capacity: 242 l
- Noise level: 42 dB(A) re 1 pW

Design and Styling

- vertical handle

Convenience & Safety



- NoFrost
- LED electronic control
- Acoustic open door warning system
- Visual and acoustic warning system in case of malfunction of the freezer compartment
- FreshSense - constant temperature by intelligent sensor technology
- Super Freezing: Manual/automatic activation
- Smart door opening with Air Channel System

Freezer Section

- Freezer Capacity: 242 l
- Freezing capacity: 20 kg/24 h
- Storage time in power failure: 25 h
- 2 compartments with glass shelves and transparent hinge
- Vario Zone - removable safety glass shelves for extra space!
- Multi Airflow-System
- 5 transparent freezer drawers, incl. 2 x big boxcm

Technical Information

- Door right hinged, reversible
- Height adjustable front feet
- Wall-side door opening: No side clearance needed at all. Fully access to all drawers.



GSN36AI31U
Serie | 6
Free-standing freezer, 186 x 60 cm, Stainless steel

Performance and consumption

- Energy consumption: 237 kWh/yr
- Net Capacity: 242 l
- Noise level: 42 dB(A) re 1 pW

Design and Styling

- Doors inox EasyClean, side panels Pearl grey (VZF 07127) vertical handle

Convenience & Safety

- NoFrost
- 7 segment electronic control
- Acoustic open door warning system
- Visual and acoustic warning system in case of malfunction of the freezer compartment
- FreshSense - constant temperature by intelligent sensor technology
- Super Freezing: manual activation
- Smart door opening with Air Channel System



Freezer Section

- Freezer Capacity: 242 l
- Freezing capacity: 20 kg/24 h
- Storage time in power failure: 25 h
- 2 compartments with glass shelves and transparent hinge
- Multi Airflow-System

Technical Information

- Door right hinged, reversible
- Height adjustable front feet
- Wall-side door opening: No side clearance needed at all. Fully access to all drawers.

Top Freezer Combinations



KDN43VL20U
Serie | **4**
free-standing fridge-freezer with freezer at top, Inoxlook

Performance and consumption

- Energy consumption: 311 kWh/yr
- Net Capacity: 328 l
- Noise level: 42 dB(A) re 1 pW

Design and Styling

- Doors Stainless steel look, side panels Pearl grey (VZF 07127)
- Integrated vertical handle
- Interior with metal applications

Convenience & Safety

- Freezer LED electronic control, Fridge manually adjustable

Fridge Compartment

- Fridge Total Net Capacity: 239 l
- Multi Airflow-System
- 4 safety glass shelves of which 3 are height adjustable
- 1 door trays high

Freshness System

- VitaFresh: keeps fresh food crisp for longer

Freezer Section



- NoFrost
- Net freezer capacity: 89 l
- Freezing capacity: 10 kg/24 h
- Storage time in power failure: 14 h
- 2 door trays in the freezing compartment
- 1 ice cube tray with lid

Dimensions

- Appliance Dimensions (H x W x D): 178 cm x 70 cm x 64.5 cm

Technical Information

- Door right hinged
- Height adjustable front feet
- Climate Class: SN-T
- Nominal voltage: 220 - 240 V



KDN43NW20U
Serie | **2**
free-standing fridge-freezer with freezer at top, White

Performance and consumption

- Energy consumption: 311 kWh/yr
- Net Capacity: 328 l
- Noise level: 42 dB(A) re 1 pW

Design and Styling

- Doors White, side panels white
- Integrated vertical handle
- Interior with metal applications

Convenience & Safety

- Freezer LED electronic control, Fridge manually adjustable Fridge Compartment
- Fridge Total Net Capacity: 239 l
- Multi Airflow-System
- 4 safety glass shelves of which 3 are height adjustable
- 1 door trays high

Freshness System

- VitaFresh: keeps fresh food crisp for longer

Freezer Section

- NoFrost
- Net freezer capacity: 89 l
- Freezing capacity: 10 kg/24 h
- Storage time in power failure: 14 h
- 2 door trays in the freezing compartment
- 1 ice cube tray with lid



Dimensions

- Appliance Dimensions (H x W x D): 178 cm x 70 cm x 64.5 cm

Accessories

- Accessories: 3 x egg tray

Built-in



KIR81AFE0
Serie | **6**
Built-in fridge

- SmartCool
- Easy Installation

Design and Styling

- LED interior light

Convenience & Safety



- 7 segment electronic control
- FreshSense - constant temperature by intelligent sensor technology
- Automatic defrost in fridge section
- Super Cooling: automatic deactivation
- Acoustic open door warning system

Fridge Compartment

- 7 shelves (6 height adjustable), of which 1 x VarioShelf divisible and pushed under shelf, 2 x EasyAccess Shelf, extendable
- Bottle rack: Bottle grid
- 6 door bins, there of 1 dairy compartment

Freshness System

- 1 VitaFresh plus drawer on telescopic rails with humidity control
- Fruits and vegetables retain vitamins and stay fresh up to 2 times longer. Vegetable container on telescopic rails
- 1 VitaFresh plus drawer on telescopic rails with humidity control
- Fruits and vegetables retain vitamins and stay fresh up to 2 times longer. Vegetable container on telescopic rails



KIS87AFE0
Serie | **6**
Built-in fridge-freezer with freezer at bottom

Design and Styling

- LED interior light in fridge section

Convenience & Safety

- 7 segment electronic control
- FreshSense - constant temperature by intelligent sensor technology
- Two Cooling Systems
- Super Cooling: automatic deactivation
- Super Freezing: Manual/automatic activation
- Holiday mode
- Acoustic open door warning system
- Active Warning System by Temperatur increase, with failure memory function

Fridge Compartment



- 5 shelves (4 height adjustable), of which 1 x VarioShelf divisible and pushed under shelf, 1 x extendable EasyAccess shelf
- 5 door bins, there of 1 dairy compartment

Freshness System

- 1 VitaFresh plus drawer with humidity control - Fruits and vegetables retain vitamins and stay fresh up to 2 times longer.

Freezer Section

- Low Frost
- Vario Zone - removable safety glass shelves for extra space!
- 2 transparent freezer drawers, incl.1 BigBox



KDN30NW20U
Serie | **2**
free-standing fridge-freezer with freezer at top, White

Performance and consumption

- Energy Label: 4
- Energy Consumption: 271 kWh
- Net Capacity: 253 l
- Noise level: 42 dB(A) re 1 pW

Design and Styling

- Doors White, side panels white
- Integrated vertical handle
- Interior with metal applications

Convenience & Safety

- Freezer LED electronic control, Fridge manually adjustable Fridge Compartment
- Fridge Total Net Capacity: 180 l
- Multi Airflow-System
- 3 safety glass shelves of which 2 are height adjustable
- 1 door trays high

Freshness System

- 1 VitaFresh drawer with humidity control - Fruits and vegetables retain vitamins and stay fresh for longer. with humidity control - keeps fruit and vegetables fresh

Freezer Section



- NoFrost
- Net freezer capacity: 73 l
- Freezing capacity: 8 kg/24 h
- Storage time in power failure: 14 h
- 1 ice cube tray with lid

Dimensions

- Appliance Dimensions (H x W x D): 171 cm x 60 cm x 64.0 cm

Technical Information

- Door right hinged
- Height adjustable front feet
- Climate Class: SN-T



KDN56XW30U
Serie | **4**
free-standing fridge-freezer with freezer at top, White

- Top freezer
- Stainless steel look Doors
- KDN76XL30U

Main Characteristics

- NoFrost
- Gross capacity 581 l
- Net Capacity: 542 l
- Energy Efficiency Class: F at a range of energy efficiency classes from A++ to F
- Noise level: 41 dB(A) re 1 pW
- digital LED
- Appliance Dimensions (H x W x D): 186 cm x 75 cm x 80.0 cm

Fridge

- Fridge Total Net Capacity: 418 l
- Gross capacity cooling 430 l
- 1 VitaFresh drawer with humidity control - Fruits and vegetables retain vitamins and stay fresh for longer.
- 2 VitaFresh ◀0°C▶ drawers with temperature control - Fish and meat stay fresh for longer
- 3 safety glass shelves of which 2 x EasyAccess Shelf, extendable
- 3 safety glass shelves of which 2 are height adjustable
- 6 door bins
- Super Cooling: automatic deactivation
- AirFreshfilter
- LED with Soft Start



GIN81AEF0
Serie | **6**
Built-in freezer

Convenience & Safety

- NoFrost
- Flat hinge
- 7 segment electronic control
- 1 compressor/1 cold circuit
- Super Freezing: Manual/automatic activation
- FreshSense - constant temperature by intelligent sensor technology
- Acoustic Warning System, Warning System by temperature increase

Freezer Section

- 5 transparent freezer drawers, incl.2 x big box

Technical Information

- Door left hinged, reversible
- Connected load: 120 W
- Nominal voltage: 220 - 240 V

Dimensions



- Niche Dimension (H x W x D): 177.5 cm x 56.0 cm x 55.0 cm
- Appliance Dimensions (H x W x D): 177.2 cm x 55.8 cm x 54.5 cm

Accessories

- ice cube tray

Country Specific Options

- Based on the results of the standard 24-hour test. Actual consumption depends on usage/position of the appliance.



KUR15AFF0
Serie | **6**
built-under fridge, 82 x 60 cm, flat hinge

Performance and consumption

- can be built under/between, fully integr

Design and Styling

- Ventilation in plinth, no cut-out in the worksurface necessary
- Easy clean interior

Convenience & Safety

- Electromechanical temperature control
- Automatic defrost in fridge section

Fridge Compartment

- 3 safety glass shelves, of which 2 are height adjustable
- 3 door trays high
- •Bottle holder in x-deep door tray
- LED interior light

Freshness System

- 2 MultiBox drawers - Transparent drawers with a corrugated bottom, ideal for storing fruits and vegetables.

Technical Information

- Door right hinged, reversible
- Connected load: 90 W
- Nominal voltage: 220 - 240 V

Good food lovers must first have good equipment.

For kitchen islands or linear kitchens, our cooking appliances meet all your design needs. Install an oven, a hob, or even a stove, and let your imagination run wild!

Automatic cooking made easy.

With AutoPilot 30 you can cook your meal to perfection. Set one of 30 automatic cooking programs in the display menu, add the weight of the dish and press "Start". AutoPilot then takes over and determines the cooking mode, temperature and cooking duration. It even switches off the program towards the end of the cooking time. As some dishes with the AutoPilot require the use of ovenware with a lid, the interior walls also stay clean. Cooking couldn't be simpler.

Save energy. Same results cooked with less energy.

Bosch ovens are produced in accordance with the European energy efficiency standards. As a result of testing Bosch ovens were awarded with 'A' energy label thanks to their high performance at minimum energy consumption level

Digital display.

Indicates the selected power level and residual heat for convenience and safety.





Save energy. Same results cooked with less energy.



3D HotAir

Enables you to cook perfectly up to 3 levels by disturbing the heat eventl throughout the oven.



XXL Cavity

XXL Cavity delivers you maximum space of 147 litres for roasting and baking in bigger portions. The very large capacity with even heat distribution means you can cook simultaneously on two levels. Additionally, wider and deeper trays allow you to bake more food at once. It gives you just the perfect opportunity to host your friends and family.



Rotisserie

With the Rotisserie setting of your Range Cooker, you can cook up to two best rotisserie chickens at the same time. The hot air circulation helps you prepare restaurant quality grilled chicken rown e whole family. Feel the superior cooking experience of preparing a rotisserie chicken with the perfect rown and crispy look.

Cast Iron Pan Support

Cast Iron Pan Support gives long lasting quality, offering extra support for your heavier pots and pans, allowing you to cook with more stability and safety. With the extra support, your delicacies are safely fixed to perfection.



Full Safety

Full Safety feature cuts off the supply of gas to your burner and oven at the same time, if the flame is extinguished for any reason. Thanks to Full Safety feature, you can keep your home and family safe.





HG1F0U51S
Serie | **2**
Range Cooker 90 cm

- Cooktop:**
- Gas hob
 - 1 rapid, 2 standard, 1 economy, 1 wok burner
 - Front left: Rapid burner 3 KW
 - Rear left: Standard burner 1.75 KW
 - Center: Wok burner 4 KW
 - Rear right: Standard burner 1.75KW
 - Front right: Economy burner 1 KW
 - 1 Hand ignition
 - Flame failure safety device
 - Steel pan supports
 - Glass cover lid
- Type of oven / heating system:**
- Gas oven
 - 5 cooking functions: Defrost setting
 - Rotisserie
 - Gas grill
 - Gas bottom heat
 - Circulated gas bottom heat
 - Rotary spit
- Design:**
- Extra large net capacity oven (125 l) smooth cavity
- Comfort:**
- Halogen interior lighting
 - Mechanical timer
 - Storage compartment
- Accessory:**
- cross support for espresso, enamel baking tray, grid, nozzle set for natural gas, rotary spit



HG1F0V50S
Serie | **2**
Range Cooker 90 cm

- Cooktop:**
- Gas hob
 - 1 rapid, 2 standard, 1 economy, 1 wok burner
 - Front left: Rapid burner 3 KW
 - Rear left: Standard burner 1.75 KW
 - Center: Wok burner 4 KW
 - Rear right: Standard burner 1.75KW
 - Front right: Economy burner 1 KW
 - 1 Hand ignition
 - Flame failure safety device
 - Steel pan supports, Steel pan supports
 - Glass cover lid
- Type of oven / heating system:**
- Gas oven
 - 5 cooking functions: Defrost setting
 - Rotisserie
 - Gas grill
 - Gas bottom heat
 - Circulated gas bottom heat
 - Rotary spit
- Design:**
- Extra large net capacity oven (125 l)
 - smooth cavity
- Cleaning:**
- Full glass inner door
- Comfort:**
- Halogen interior lighting
 - Mechanical timer
 - Storage compartment



HG5G7W50S
Serie | **6**
Range Cooker 90 cm

- Cooktop:**
- Gas hob
 - 1 rapid, 2 standard, 1 economy, 1 wok burner
 - Front left: Rapid burner 3 KW
 - Rear left: Standard burner 1.75 KW
 - Center: Wok burner 4.2 KW
 - Rear right: Standard burner 1.75 KW
 - Front right: Economy burner 1 KW
 - 1 Hand ignition
 - Flame failure safety device
 - Steel pan supports, Steel pan supports
 - Glass cover lid
- Type of oven / heating system:**
- Gas oven
 - 6 cooking functions: Defrost setting
 - Rotisserie
 - Gas grill
 - Gas bottom heat
 - Gas bottom & hot air & ring
 - Circulated gas bottom heat
- Cleaning:**
- Full glass inner door
 - Catalytic cleaning: Roof
- Design:**
- Extra large net capacity oven (125 l)
 - smooth cavity



HJY5G7V60M
Serie | **8**
Range Cooker 90 cm

- Cooktop:**
- Gas hob
 - 1 rapid, 2 standard, 1 economy, 1 wok burner
 - Front left: Rapid burner 3 KW
 - Rear left: Standard burner 1.75 KW
 - Center: Wok burner 4.2 KW
 - Rear right: Standard burner 1.75KW
 - Front right: Economy burner 1 KW
 - 1 Hand ignition
 - Flame failure safety device
 - Cast iron continuous pan supports
- Type of oven / heating system:**
- Gas oven
 - 7 cooking functions: Defrost setting
 - Rotisserie
 - Gas grill
 - Gas top/bottom heat
 - Gas bottom heat
 - Gas bottom & hot air & ring
 - Circulated gas bottom heat
- Design:**
- Extra large net capacity oven (125 l)
 - smooth cavity
 - Cleaning: Full glass inner door
 - Catalytic cleaning: Roof
- Comfort:**
- Halogen interior lighting
 - Mechanical timer
 - Storage compartment



HGVD0V51S
Serie | **4**
Range Cooker 90 cm

- Cooktop:**
- Gas hob
 - 1 rapid, 2 standard, 1 economy, 1 wok burner
 - Front left: Rapid burner 3 KW
 - Rear left: Standard burner 1.75 KW
 - Center: Wok burner 4 KW
 - Rear right: Standard burner 1.75 KW
 - Front right: Economy burner 1 KW
 - 1 Hand ignition
 - Flame failure safety device
 - Cast iron pan supports
 - Glass cover lid
- Type of oven / heating system:**
- Gas oven
 - 5 cooking functions: Defrost setting
 - Rotisserie
 - Gas grill
 - Gas bottom heat
 - Circulated gas bottom heat
 - Rotary spit
- Design:**
- Extra large net capacity oven (125 l)
 - smooth cavity
- Cleaning:**
- Full glass inner door
- Comfort:**
- Halogen interior lighting
 - detachable, mechanical timer
 - Storage compartment



HGW3FSV51S*/HGW3FSV50Q**
Serie | **6**
Range Cooker 90 cm

- Cooktop:**
- Gas hob
 - 1 rapid, 2 standard, 1 economy, 1 wok burner
 - Front left: Rapid burner 3 KW
 - Rear left: Standard burner 1.75 KW
 - Center: Wok burner 4 KW
 - Rear right: Standard burner 1.75 KW
 - Front right: Economy burner 1 KW
 - 1 Hand ignition
 - Flame failure safety device
 - Cast iron pan supports
 - Glass cover lid
- Type of oven / heating system:**
- Gas oven
 - 5 cooking functions: Defrost setting
 - Rotisserie
 - Gas grill
 - Gas bottom heat
 - Circulated gas bottom heat
 - Rotary spit
- Design:**
- Extra large net capacity oven (125 l)
 - smooth cavity
- Cleaning:**
- Full glass inner door
 - Catalytic cleaning: Rear wall



HIZ5G7W50M
Serie | **8**
Range Cooker 90 cm

- Cooktop:**
- Gas hob
 - 1 rapid, 2 standard, 1 economy, 1 wok burner
 - Front left: Rapid burner 3 KW
 - Rear left: Standard burner 1.75 KW
 - Center: Wok burner 4.2 KW
 - Rear right: Standard burner 1.75 KW
 - Front right: Economy burner 1 KW
 - 1 Hand ignition
 - Flame failure safety device
 - Cast iron continuous pan supports
- Type of oven / heating system:**
- Gas oven
 - 7 cooking functions: Defrost setting
 - Rotisserie
 - Gas grill
 - Gas top/bottom heat
 - Gas bottom heat
 - Gas bottom & hot air & ring
 - Circulated gas bottom heat
- Design:**
- Extra large net capacity oven (125 l)
 - Smooth cavity
- Cleaning:**
- Full glass inner door
 - Catalytic cleaning: Fan
- Comfort:**
- Halogen interior lighting
 - No timer
 - Storage compartment



Free Standing Cookers



HGB330E50Q
Serie | 4
Freestanding Gas Cooker

- Gas cooktop
- Burners: 2 standard, 1 economy, 1 high speed
- 1 Hand ignition
- Flame failure safety device
- Cast iron continuous pan supports
- Glass cover lid
- Gas freestanding cooker with 2 heating methods: Gas bottom heat, Full width variable grill
- Cavity volume: 71 l
- Shelf support rails
- Electronic clock
- Standard drawer for kitchen utensils
- 1 x enamel baking tray, 1 x cross support for espresso, 1 x grid, 1 x universal pan
- Adjustable feet
- Preset of natural gas (20mbar)
- Liquid gas nozzles (28-30/37mbar) included
- Appliance dimension (hxxwx): 850 mm x 600 mm x 600 mm



HXC39AG20Q
Serie | 6
Freestanding Dual Fuel Cooker

- Gas cooktop
- Burners: 1 standard, 1 economy, 1 high speed, 1 standard cooking zone
- 1 Hand ignition
- Flame failure safety device
- Steel pan supports
- Glass cover lid
- Gas combination freestanding cooker with 8 heating methods: 3D hotair, Conventional heat, Hot air grilling, Pizza setting, Bottom heat, Defrost, Hotair gentle
- Temperature range 50 °C - 275 °C
- Cavity volume: 66 l
- Shelf support rails
- Rear wall with EcoClean coating: back panel
- Full glass inner door
- LED-display control (red)
- Electronic clock
- Rapid heating-up
- Halogen interior lighting
- Standard drawer for kitchen utensils
- 1 x enamel baking tray, 1 x cross support for espresso, 1 x grid, 1 x universal pan
- Child lock
- Adjustable feet
- Preset of natural gas (20mbar)
- Liquid gas nozzles (28-30/37mbar) included
- Appliance dimension (hxxwx): 850 mm x 600 mm x 600 mm



Completes your kitchen perfectly.





Your meal is ready in a short time.



AutoPilot 10: Automatic cooking made easy

With AutoPilot 10 you can cook your meal to perfection. Set one of 10 automatic cooking programs in the display menu, add the weight of the dish and press "Start". AutoPilot then takes over and determines the cooking mode, temperature and cooking duration. It even switches off the program towards the end of the cooking time. As some dishes with the AutoPilot require the use of ovenware with a lid, the interior walls also stay clean. Cooking couldn't be simpler.



AutoPilot 7

With AutoPilot 7 you can cook your meal to perfection. After placing the dish in the product, set - out of 7 - the appropriate automatic program in the display menu. Just add the weight of the dish and press "Start". AutoPilot then takes over and determines the cooking mode, temperature and cooking duration. It even switches off the program towards the end of the cooking time. As some dishes with the AutoPilot require the use of ovenware with a lid, the interior walls also stay clean. Cooking couldn't be simpler.

Bosch microwaves: Full enjoyment in just a short time.

Bosch microwave ovens save time and energy when cooking. Preparing small portions in particular is much quicker and more economical with a microwave than with a conventional oven, and frozen foods thaw out in minutes instead of hours. Whether you need to heat up a cup of tea or bake your pizza with the grill function, a Bosch microwave saves you time.

At last there's someone in the house who likes to clean.

Cleaning the oven by hand can be very exhausting and time-consuming. Thanks to our ovens with integrated Pyrolytic self-cleaning, you can now say goodbye to this task altogether. No need to get your hands dirty or use any chemical cleaning products, just select the Pyrolytic programme. Your oven will heat up to a maximum of 480 °C and burn away any grease or food residue. All that's left is a bit of dust that can be easily wiped away.



Microwaves



FEM553MB0
Serie | **6**
Freestanding Microwave

Microwave and heating mode:

- Max. Power: 900 W; 5 Microwave power settings: 90 W, 180 W, 360 W, 600 W, 900 W
- Grill 1.2 KW
- Grill and microwave power levels 90 W, 180 W, 360 W combinable
- Microwave and grill for separate use
- Cavity volume: 25 l

Design:

- stainless steel cavity

Comfort:

- LED display control
- electronic clock
- Rotary Control, Pop-out controls, Touch control
- User-friendly electronics: extremely easy and comfortable operation
- AutoPilot 8
- 4 defrost and 3 cooking programmes in microwave function, 1 programmes for combination function
- Memory for individual programmes (1 setting)
- LED light
- 31.5 cm glass turntable side opening door, hinge left
- Electronic door opener
- Touch key operation

Accessory:

- turntable, grid

Environment and Safety:

- Automatic switch off
- Door contact switch
- Integral cooling fan



HMT84G451
Serie | **2**
Freestanding microwave, 51 x 30 cm, Stainless steel

Microwave and heating mode:

- Max. Power: 900 W; 5 Microwave power settings: 90 W, 180 W, 360 W, 600 W, 900 W
- Grill 1.2 KW
- Grill and microwave power levels 90 W, 180 W, 360 W combinable
- Microwave and grill for separate use
- Cavity volume: 25 l

Design:

- stainless steel cavity

Comfort:

- LED display control
- Rotary Control, Pop-out controls
- User-friendly electronics: extremely easy and comfortable operation
- AutoPilot 8
- 4 defrost and 3 cooking programmes in microwave function, 1 programmes for combination function
- Interior lighting
- 31.5 cm glass turntable
- side opening door, hinge left
- Open door button
- Length of mains cable: 100 cm
- Nominal voltage: 230 V

Dimensions:

- Appliance dimension (h x w x d): 305 mm x 513 mm x 408 mm



HMT72G420
Serie | **2**
Freestanding microwave, 46 x 29 cm, White

Microwave and heating mode:

- Max. Power: 800 W; 5 Microwave power settings: 90 W, 180 W, 360 W, 600 W, 800 W
- Grill 1 KW
- Grill and microwave power levels 90 W, 180 W, 360 W combinable
- Microwave and grill for separate use
- Cavity volume: 17 l

Comfort:

- Rotary Control
- User-friendly electronics: extremely easy and comfortable operation
- Interior lighting
- 24.5 cm glass turntable side opening door, hinge left
- Open door button

Accessory:

- grid
- Length of mains cable: 100 cm
- Nominal voltage: 230 V

Dimensions:

- Appliance dimension (h x w x d): 290 mm x 461 mm x 351 mm



Heats your food,
eliminates the residue.



Built-in Microwaves



BEL554MS0
Serie | **6**
Built-In Microwave, 59 x 38 cm, Stainless steel

- Design:**
- stainless steel cavity
- Cleaning:**
- Cleaning Assistance (manually)
- Comfort:**
- LED display control
 - electronic clock
 - Rotary Control, Pop-out controls, Touch control
 - User-friendly electronics: extremely easy and comfortable operation
 - AutoPilot 8
 - 4 defrost and 3 cooking programmes in microwave function, 1 programmes for combination function
 - Memory for individual programmes (1 setting)
 - LED light
 - 31.5 cm glass turntable
 - side opening door, hinge left
 - Electronic door opener
 - Touch key operation
- Accessory:**
- turntable, grid
- Environment and Safety:**
- Automatic switch off
 - Door contact switch
 - Integral cooling fan



BEL634GS1
Serie | **8**
Built-In Microwave, 60 x 38 cm, Stainless steel

- Microwave and heating mode:**
- Max. Power: 900 W; 5 Microwave power settings: 90 W, 180 W, 360 W, 600 W, 900 W
 - Intelligent inverter technology: maximum output power will be regulated to 600 W when used in longer operation
 - Grill 1.3 KW
 - Grill and microwave power levels 90 W, 180 W, 360 W combinable
 - Microwave and grill for separate use
 - Cavity volume: 21 l
- Design:**
- stainless steel cavity with glass bottom
- Cleaning:**
- Cleaning Assistance (manually)
- Comfort:**
- electronic clock
 - Control ring, Touch control
 - User-friendly electronics: extremely easy and comfortable operation
 - AutoPilot 10
 - LED light
 - side opening door, hinge left
 - Electronic door opener
 - Touch key operation
- Accessory:**
- Glass tray, grid
- Environment and Safety:**
- Start-/Stop button
 - Integral cooling fan

Built-in Microwaves



BFL554MS0
Serie | **6**
Built-In Microwave, 59 x 38 cm, Stainless steel

- Microwave and heating mode:**
- Max. Power: 900 W; 5 Microwave power settings: 90 W, 180 W, 360 W, 600 W, 900 W
 - Cavity volume: 25 l
- Design:**
- stainless steel cavity
- Cleaning:**
- Cleaning Assistance (manually)
- Comfort:**
- LED display control
 - electronic clock
 - Rotary Control, Pop-out controls, Touch control
 - User-friendly electronics: extremely easy and comfortable operation
 - AutoPilot 7
 - 4 defrost and 3 cooking programmes in microwave function
 - Memory for individual programmes (1 setting)
 - LED light
 - 31.5 cm glass turntable
 - side opening door, hinge left
 - Electronic door opener
 - Touch key operation
- Accessory:**
- turntable
- Environment and Safety:**
- Automatic switch off
 - Door contact switch
 - Integral cooling fan



BFL634GB1
Serie | **8**
Built-In Microwave, 60 x 38 cm, Black

- Microwave and heating mode:**
- Max. Power: 900 W; 5 Microwave power settings: 90 W, 180 W, 360 W, 600 W, 900 W
 - Intelligent inverter technology: maximum output power will be regulated to 600 W when used in longer operation
 - Cavity volume: 21 l
- Design:**
- stainless steel cavity with glass bottom
- Cleaning:**
- Cleaning Assistance (manually)
- Comfort:**
- electronic clock
 - Control ring, Touch control
 - User-friendly electronics: extremely easy and comfortable operation
 - AutoPilot 7
 - 3 defrost and 4 cooking programmes in microwave function
 - LED light
 - side opening door, hinge left
 - Electronic door opener
 - Touch key operation
- Environment and Safety:**
- Start-/Stop button
 - Integral cooling fan



BFL524MB0
Serie | **6**
Built-In Microwave, 60 x 38 cm, Black

- Microwave and heating mode:**
- Max. Power: 800 W; 5 Microwave power settings: 90 W, 180 W, 360 W, 600 W, 800 W
 - Cavity volume: 20 l
- Design:**
- stainless steel cavity
- Cleaning:**
- Cleaning Assistance (manually)
- Comfort:**
- LED display control
 - electronic clock
 - Rotary Control, Pop-out controls, Touch control
 - User-friendly electronics: extremely easy and comfortable operation
 - AutoPilot 7
 - 4 defrost and 3 cooking programmes in microwave function
 - Memory for individual programmes (1 setting)
 - LED light
 - 25.5 cm glass turntable
 - side opening door, hinge left
 - Electronic door opener
 - Touch key operation
- Accessory:**
- turntable
- Environment and Safety:**
- Automatic switch off
 - Door contact switch
 - Integral cooling fan




BFL524MS0
Serie | **6**
Built-In Microwave, 60 x 38 cm, Stainless steel

- Microwave and heating mode:**
- Max. Power: 800 W; 5 Microwave power settings: 90 W, 180 W, 360 W, 600 W, 800 W
 - Cavity volume: 20 l
- Design:**
- stainless steel cavity
- Cleaning:**
- Cleaning Assistance (manually)
- Comfort:**
- LED display control
 - electronic clock
 - Rotary Control, Pop-out controls, Touch control
 - User-friendly electronics: extremely easy and comfortable operation
 - AutoPilot 7
 - 4 defrost and 3 cooking programmes in microwave function
 - Memory for individual programmes (1 setting)
 - LED light
 - 25.5 cm glass turntable
 - side opening door, hinge left
 - Electronic door opener
 - Touch key operation
- Accessory:**
- turntable
- Environment and Safety:**
- Automatic switch off
 - Door contact switch
 - Integral cooling fan



CMG636BB1
Serie | **8**
Built-in compact oven with microwave function, 60 x 45 cm, Black

- Type of oven / heating system:**
- Compact oven with microwave with 12 heating methods: 4D hotair, Hotair Eco., Conventional heat, Conventional heat ECO, Hot air grilling, Full width grill, Half width grill, Pizza setting, Bottom heat, Low temperature cooking, Preheating, Keep warm
 - Temperature range 30 °C - 300 °C
 - Cavity volume: 45 l
- Design:**
- Control ring
 - Cavity inner surface: EA
- Cleaning:**
- EcoClean Direct : coating of back panel
 - Cleaning Assistance (manually)
- Comfort:**
- 3x 2,5"-TFT color and graphics display with direct touch function
 - Electronic clock
 - Temperature proposal
 - Actual temperature display
 - Heating-up control
- Accessory:**
- universal pan, combination grid
- Environment and Safety:**
- low door temperature
 - Child lock
 - Automatic switch off
 - Residual heat indicator
 - Start-/Stop button
 - Door contact switch



CMG633BS1
Serie | **8**
Built-in compact oven with microwave function, Stainless steel

- Type of oven / heating system:**
- Compact oven with microwave with 6 heating methods: 4D hotair, Hotair Eco, Hot air grilling, Full width grill, Half width grill, Preheating
 - Additional heating methods with microwave: microwave, combi microwave constant
 - Temperature range 30 °C - 275 °C
 - Cavity volume: 45 l
- Design:**
- Control ring
- Comfort:**
- 2,5"-TFT-color and text display with touch-control buttons
 - Electronic clock
 - Temperature proposal
 - Actual temperature display
 - Heating-up control
 - AutoPilot 14
 - Oven door with SoftOpen and SoftClose, Drop down door
 - Bar handle
 - Supporting systems: Programs
 - Automatic rapid heating up
 - LED light, Switch for oven illumination
 - Integral cooling fan
- Accessory:**
- universal pan, combination grid
- Technical Information**
- Length of mains cable: 150 cm
 - Nominal voltage: 220 - 240 V
 - Total connected load electric: 3.6 KW



Fighting grease for you: EcoClean Direct Ovens

EcoClean Direct is an energy-saving cleaning aid making oven cleaning easy. A ceramic coating on the oven walls breaks down grease spatters while you bake or roast. Saving you time and energy, for the entire service life of the appliance.



AutoPilot

Conveniently cooks your dishes to perfection with preset operation cooking modes. Ideal settings, perfect results.



PerfectBake

Baking has never been so simple: The revolutionary PerfectBake sensor measures the moisture of your food, regulating it throughout the baking process. You'll never have to adjust the heating mode, baking time or temperature again - if you don't want to. PerfectBake does it all. All you have to do is choose a suitable dish category, such as "Strudel", and press "Start". Your oven takes it from there. The result? Bread, cakes and quiches baked to perfection.



PerfectRoast

Be it roast turkey, Easter lamb, Christmas carp – PerfectRoast meatprobe comes with the know-how of a professional chef, but at much less expense. Three highly sensitive measuring points help the sensor determine the core temperature within the food – accurate to degree and second. Maximum measurement accuracy is achieved by inserting all three measuring points at liberty, guaranteeing perfect roasting results. Another advantage: PerfectRoast may be used in combination with microwave and added steam functions - in case your oven offers these functions, too.



Easy to operate TFT-touch display

Our intuitive control ring makes cooking easier than ever. Easily adjust any of your oven's settings by performing a small turning gesture on the centre ring with just one finger. Then use the clear, vivid images and info texts on the high-resolution TFT-touchscreen to guide you through each step, navigating programme options with the directly selectable buttons. With the TFT-touchdisplay, you always have a complete overview and perfect control of your oven's functions.

Simple Self-Cleaning: Pyrolytic Ovens

Thanks to our ovens with the Pyrolytic self-cleaning function, you can now save yourself this task for good, without getting your hands dirty or using any chemical cleaning products. Just remove the trays and rails, select the level of soiling, press 'Start' and your oven will heat up to around 480°C, reducing any grease/food residues to dust. All that's left for you to do is wipe away the dust with a damp cloth.

Built-in Electric Ovens



HBG636ES1
Serie | **8**
Built-in oven, 60 x 60 cm, Stainless steel

Type of oven / heating system:

- Oven with 13 heating methods: 4D hotair, Hotair Eco,, Conventional heat, Conventional heat ECO, Hot air grilling, Full width grill, Half width grill, Pizza setting, Bottom heat, Low temperature cooking, Defrost, Preheating, Keep warm
- Temperature range 30 °C - 300 °C
- Cavity volume: 71 l

Hook-in racks / rails

- Number of shelf levels: 5 PC
- Telescopic shelf rails as optional accessory

Design:

- Control ring
- Cavity inner surface: EA

Cleaning:

- EcoClean Direct: coating of back panel
- Cleaning Assistance (manually)
- Full glass inner door

Comfort:

- 3x 2,5“-TFT color and graphics display with direct touch function
- Electronic clock
- Temperature proposal
- Actual temperature display
- Heating-up control
- Meat probe
- Oven door with SoftOpen and SoftClose, Drop down door
- Bar handle
- Supporting systems: Dish Assist



HBG636LB1
Serie | **8**
Built-in oven, 60 x 60 cm, Black

Type of oven / heating system:

- Oven with 13 heating methods: 4D hotair, Hotair Eco,, Conventional heat, Conventional heat ECO, Hot air grilling, Full width grill, Half width grill, Pizza setting, Bottom heat, Low temperature cooking, Defrost, Preheating, Keep warm
- Temperature range 30 °C - 300 °C
- Cavity volume: 71 l

Hook-in racks / rails

- Number of shelf levels: 5 PC
- 2 level telescopic shelf rails, full extension, with Stop function

Design:

- Control ring
- Cavity inner surface: enamel anthracite

Cleaning:

- EcoClean Direct : coating of back panel
- Cleaning Assistance (manually)
- Full glass inner door

Comfort:

- 3x 2,5“-TFT color and graphics display with direct touch function
- Electronic clock
- Temperature proposal
- Actual temperature display
- Heating-up control
- Meat probe
- Oven door with SoftOpen and SoftClose, Drop down door
- Bar handle
- Supporting systems: Dish Assist



HBG675BS1
Serie | **8**
Built-in oven, 60 x 60 cm, Stainless steel

Type of oven / heating system:

- Oven with 13 heating methods: 4D hotair, Hotair Eco,, Conventional heat, Conventional heat ECO, Hot air grilling, Full width grill, Half width grill, Pizza setting, Bottom heat, Low temperature cooking, Defrost, Preheating, Keep warm
- Temperature range 30 °C - 300 °C
- Cavity volume: 71 l

Hook-in racks / rails

- Number of shelf levels: 5 PC
- Telescopic shelf rails as optional accessory, pyrolitic proof

Design:

- Control ring
- Cavity inner surface: EA

Cleaning:

- Pyrolytic self-cleaning function
- Cleaning Assistance (manually)
- Full glass inner door

Comfort:

- 2,5“-TFT-color and text display with touch-control buttons
- Electronic clock
- Temperature proposal
- Actual temperature display
- Heating-up control
- AutoPilot 10
- Oven door with SoftOpen and SoftClose, Drop down door
- Bar handle
- Supporting systems: Programs
- Automatic rapid heating up



HSG656XS1
Serie | **8**
Built-in oven with steam function, 60 x 60 cm, Stainless steel

Type of oven / heating system:

- Combi-steam oven with 14 heating methods: 4D hotair, Hotair Eco,, Conventional heat, Conventional heat ECO, Hot air grilling, Full width grill, Half width grill, Pizza setting, Bottom heat, Intensive heat, Low temperature cooking, Preheating, Desiccation, Keep warm, Steam, Regeneration with steam, Fermentation with steam, Defrost with steam
- Temperature range 30 °C - 250 °C
- Cavity volume: 71 l

Hook-in racks / rails

- Number of shelf levels: 5 PC
- 3 level telescopic shelf rails, full extension, with Stop function

Design:

- Control ring
- Cavity inner surface: enamel anthracite

Cleaning:

- EcoClean Direct : coating of ceiling, back panel, side liners
- EcoClean Direct program
- Cleaning Assistance (manually)
- Full glass inner door



HBG655NB1
Serie | **8**
Built-in oven, 60 x 60 cm, Black

Type of oven / heating system:

- Oven with 13 heating methods: 4D hotair, Hotair Eco,, Conventional heat, Conventional heat ECO, Hot air grilling, Full width grill, Half width grill, Pizza setting, Bottom heat, Low temperature cooking, Defrost, Preheating, Keep warm
- Temperature range 30 °C - 300 °C
- Cavity volume: 71 l

Hook-in racks / rails

- Number of shelf levels: 5 PC
- 1 level telescopic shelf, full extension, with Stop function

Design:

- Control ring
- Cavity inner surface: enamel anthracite

Cleaning:

- EcoClean Direct : coating of ceiling, back panel, side liners
- EcoClean Direct program
- Cleaning Assistance (manually)
- Full glass inner door

Comfort:

- 2,5“-TFT-color and text display with touch-control buttons
- Electronic clock
- Temperature proposal
- Actual temperature display
- Heating-up control
- AutoPilot 10
- Oven door with SoftOpen and SoftClose, Drop down door
- Bar handle
- Supporting systems: Programs



HBG635BS1
Serie | **8**
Built-in oven, 60 x 60 cm, Stainless steel

Type of oven / heating system:

- Oven with 13 heating methods: 4D hotair, Hotair Eco,, Conventional heat, Conventional heat ECO, Hot air grilling, Full width grill, Half width grill, Pizza setting, Bottom heat, Low temperature cooking, Defrost, Preheating, Keep warm
- Temperature range 30 °C - 300 °C
- Cavity volume: 71 l

Hook-in racks / rails

- Number of shelf levels: 5 PC
- Telescopic shelf rails as optional accessory

Design:

- Control ring
- Cavity inner surface: enamel anthracite

Cleaning:

- EcoClean Direct : coating of back panel
- Cleaning Assistance (manually)
- Full glass inner door

Comfort:

- 2,5“-TFT-color and text display with touch-control buttons
- Electronic clock
- Temperature proposal
- Actual temperature display
- Heating-up control
- AutoPilot 10
- Oven door with SoftOpen and SoftClose, Drop down door
- Bar handle
- Supporting systems: Programs



CDG634AS0
Serie | **8**
Built-in steamer, 60 x 45 cm, Stainless steel

Type of oven / heating system:

- Compact steamer with these heating methods: Steam, Regeneration with steam, Fermentation with steam, Defrost with steam
- Temperature range 30 °C - 100 °C
- Cavity volume: 38 l

Hook-in racks / rails

- Number of shelf levels: 3 PC

Design:

- Control ring
- Cavity inner surface: stainless steel

Cleaning:

- Full glass inner door

Comfort:

- 2,5“-TFT-color and text display with touchcontrol buttons
- Electronic clock
- Temperature proposal
- AutoPilot 20
- Oven door with SoftOpen and SoftClose, Drop down door
- Bar handle
- Supporting systems: Programs
- Interior lighting, Switch for oven illumination
- Water tank with a Tank capacity: 1.3 l
- Water tank empty indicator
- Location of the steam generator is inside of the cavity
- Integral cooling fan



HBJ558YW0Q
Serie | **6**
Built-in oven, 60 x 60 cm, White

Type of oven / heating system:

- Oven with 8 heating methods: 3D hotair, Conventional heat, Hot air grilling, Pizza setting, Bottom heat, Defrost, Hotair gentle, Full width variable grill
- Temperature range 50 °C - 275 °C
- Cavity volume: 66 l

Hook-in racks / rails

- 2 level telescopic shelf rails

Cleaning:

- EcoClean Direct : coating of ceiling, back panel, side liners
- EcoClean Direct program
- Innerdoor main: Full glass inner door

Comfort:

- LCD-display control (white)
- Electronic clock
- Drop down door
- Fast preheat
- Halogen interior lighting

Built-in Electric Ovens

Built-in Electric Ovens



HBJ558YS0Q
Serie | **6**
Built-in oven, 60 x 60 cm, Stainless steel

- Type of oven / heating system:**
- Oven with 8 heating methods: 3D hotair, Conventional heat, Hot air grilling, Pizza setting, Bottom heat, Defrost, Hotair gentle, Full width variable grill
 - Temperature range 50 °C - 275 °C
 - Cavity volume: 66 l
- Hook-in racks / rails**
- 2 level telescopic shelf rails
- Cleaning:**
- EcoClean Direct : coating of ceiling, back panel, side liners
 - EcoClean Direct program
 - Innerdoor main: Full glass inner door
- Comfort:**
- LCD-display control (white)
 - Electronic clock
 - Drop down door
 - Fast preheat
 - Halogen interior lighting
 - Integral cooling fan
- Accessory:**
- grill tray, universal pan, combination grid, enamel baking tray
- Environment and Safety:**
- low door temperature
 - Child lock
 - Residual heat indicator



HBJ558YB0Q
Serie | **6**
Built-in oven, 60 x 60 cm, Black

- Type of oven / heating system:**
- Oven with 8 heating methods: 3D hotair, Conventional heat, Hot air grilling, Pizza setting, Bottom heat, Defrost, Hotair gentle, Full width variable grill
 - Temperature range 50 °C - 275 °C
 - Cavity volume: 66 l
- Hook-in racks / rails**
- 2 level telescopic shelf rails
- Design:**
- Rotary Control, Pop-out controls
- Cleaning:**
- EcoClean Direct : coating of ceiling, back panel, side liners
 - EcoClean Direct program
 - Innerdoor main: Full glass inner door
- Comfort:**
- LCD-display control (white)
 - Electronic clock
 - Drop down door
 - Fast preheat
 - Halogen interior lighting
 - Integral cooling fan
- Accessory:**
- combination grid, enamel baking tray, grill tray, universal pan
- Environment and Safety:**
- low door temperature
 - Child lock
 - Residual heat indicator



HBF113BA0Q
Serie | **2**
Built-in oven, 60 x 60 cm, Black

- Type of oven / heating system:**
- Oven with 5 heating methods: 3D hotair, Conventional heat, Hot air grilling, Hotair gentle, Full width variable grill
 - Temperature range 50 °C - 275 °C
 - Cavity volume: 66 l
- Cleaning:**
- Innerdoor main: Full glass inner door
- Comfort:**
- LED-display control (red)
 - Drop down door
 - Fast preheat
 - Halogen interior lighting
 - combination grid, enamel baking tray, universal pan
- Technical Information**
- Length of mains cable: 100 cm
 - Nominal voltage: 220 - 240 V
 - Total connected load electric: 3.3 KW
 - Energy efficiency rating (acc. EU Nr. 65/2014): A (at a range of energy efficiency classes from A+++ to D)
 - Energy consumption per cycle in conventional mode: 0.98 kWh
 - Energy consumption per cycle in fan-forced convection mode: 0.79 kWh



HBF534EB0Q
Serie | **4**
Built-in oven, 60 x 60 cm, Stainless steel

- Type of oven / heating system:**
- Oven with 8 heating methods: 3D hotair, Conventional heat, Hot air grilling, Pizza setting, Bottom heat, Defrost, Hotair gentle, Full width variable grill
 - Temperature range 50 °C - 275 °C
 - Cavity volume: 66 l
- Hook-in racks / rails**
- 1 level telescopic shelf
- Cleaning:**
- EcoClean Direct : coating of back panel
 - Innerdoor main: Full glass inner door
- Comfort:**
- LED-display control (red)
 - Electronic clock
 - Drop down door
 - Fast preheat
 - Halogen interior lighting
 - Integral cooling fan
- Accessory:**
- universal pan, combination grid, enamel baking tray
- Environment and Safety:**
- Child lock



HBJ354AS0Q
Serie | **6**
Built-in oven, 60 x 60 cm, Stainless steel

- Type of oven / heating system:**
- Oven with 8 heating methods: 3D hotair, Conventional heat, Hot air grilling, Pizza setting, Bottom heat, Defrost, Hotair gentle, Full width variable grill
 - Temperature range 50 °C - 275 °C
 - Cavity volume: 66 l
- Hook-in racks / rails**
- 3 level telescopic shelf rails
- Cleaning:**
- EcoClean Direct : coating of ceiling, back panel, side liners
 - EcoClean Direct program
 - Innerdoor main: Full glass inner door
- Comfort:**
- LCD-display control (white)
 - Electronic clock
 - Drop down door
 - Fast preheat
 - Halogen interior lighting



HBF534ES0Q
Serie | **4**
Built-in oven, 60 x 60 cm, Stainless steel

- Type of oven / heating system:**
- Oven with 8 heating methods: 3D hotair, Conventional heat, Hot air grilling, Pizza setting, Bottom heat, Defrost, Hotair gentle, Full width variable grill
 - Temperature range 50 °C - 275 °C
 - Cavity volume: 66 l
- Cleaning:**
- EcoClean Direct : coating of back panel
 - Innerdoor main: Full glass inner door
- Comfort:**
- LED-display control (red)
 - Electronic clock
 - Drop down door
 - Fast preheat
 - Halogen interior lighting
 - Integral cooling fan
- Accessory:**
- universal pan, combination grid, enamel baking tray
- Environment and Safety:**
- Child lock
- Technical Information**
- Length of mains cable: 100 cm
 - Nominal voltage: 220 - 240 V
 - Total connected load electric: 3.3 KW



HBF113BR0Q
Serie | **2**
Built-in oven, 60 x 60 cm, Stainless steel

- Type of oven / heating system:**
- Oven with 5 heating methods: 3D hotair, Conventional heat, Hot air grilling, Hotair gentle, Full width variable grill
 - Temperature range 50 °C - 275 °C
 - Cavity volume: 66 l
- Cleaning:**
- Innerdoor main: Full glass inner door
- Comfort:**
- LED-display control (red)
 - Electronic clock
 - Drop down door
 - Fast preheat
 - Halogen interior lighting
 - Integral cooling fan
- Accessory:**
- universal pan, combination grid, enamel baking tray
- Environment and Safety:**
- Child lock
- Technical Information**
- Length of mains cable: 100 cm
 - Nominal voltage: 220 - 240 V
 - Total connected load electric: 3.3 KW
 - Energy efficiency rating (acc. EU Nr. 65/2014): A (at a range of energy efficiency classes from A+++ to D)



HBF113BV0Q
Serie | **2**
Built-in oven, 60 x 60 cm, White

- Type of oven / heating system:**
- Oven with 5 heating methods: 3D hotair, Conventional heat, Hot air grilling, Hotair gentle, Full width variable grill
 - Temperature range 50 °C - 275 °C
 - Cavity volume: 66 l
- Hook-in racks / rails**
- Not available
- Cleaning:**
- Innerdoor main: Full glass inner door
- Comfort:**
- LED-display control (red)
 - Electronic clock
 - Drop down door
 - Fast preheat
 - Halogen interior lighting
 - Integral cooling fan

Built-in Electric Ovens




VBD5780S0
Serie | 6
Built-in oven, 90 x 60 cm, Stainless steel

- Temperature range 50 °C - 280 °C
- Cavity volume: 112 l
- Hook-in racks / rails**
- 1-fold telescopic rail, level independent
- Design:**
- Rotary Control, Pop-out controls, Touch control
- Extra large capacity oven with grey enamel
- Cleaning:**
- Pyrolytic self-cleaning function
- Cleaning Assistance (manually)
- Innerdoor main: Full glass inner door
- Comfort:**
- LCD-display control (white), Electronic Control
- Electronic clock
- Drop down door
- Rapid heating up
- Elongated halogen light
- Integral cooling fan
- Bar handle
- Accessory:**
- enamel baking tray, combination grid, universal pan
- low door temperature
- Automatic door lock during pyrolysis
- Child lock
- Automatic switch off
- Residual heat indicator
- Door contact switch



Warmers

*Only available in Jordan



BIC630NS1
Serie | 8
Built-in warming drawer, 60 x 14 cm, Stainless steel

Comfort:

- Rotary Control
- User-friendly electronics: extremely easy and comfortable operation
- Heating plate made of toughened glass
- Cavity volume: 20 l
- Loading up to 25 kg
- Max. loading espresso cups: 64 PC or Max. loading plates: 12 PC
- 5 functions: dough proving thawing of delicate foods keeping drinks and food warm pre-warming of crockery gentle cooking
- Temperature control in 4 levels: ca. 40 °C - 80 °C (glass surface temperature)
- Opening without handle (push&pull)
- Technical Information**
- Length of mains cable: 150 cm
- Total connected load electric: 0.81 KW
- Nominal voltage: 220 - 240 V



VBC5580S0
Serie | 6
Built-in oven, 90 x 48 cm, Stainless steel

- Temperature range 50 °C - 280 °C
- Cavity volume: 85 l
- Hook-in racks / rails**
- 1-fold telescopic rail, level independent
- Design:**
- Rotary Control, Pop-out controls, Touch control
- Extra large capacity oven with grey enamel
- Cleaning:**
- catalytic side liners, Catalytic back liner
- Cleaning Assistance (manually)
- Innerdoor main: Full glass inner door
- Comfort:**
- LCD-display control (white), Electronic
- Control**
- Electronic clock
- Drop down door
- Rapid heating up
- Elongated halogen light
- Integral cooling fan
- Bar handle
- Accessory:**
- enamel baking tray, combination grid, universal pan
- low door temperature
- Child lock



*Only available in Jordan

Built-in Gas Ovens



HGL10E150
Serie | 4
Gas built-in oven, 60 x 60 cm, Stainless steel

Type of oven / heating system:

- 3 Operating methods: Full-surface grill/broiler, Max Rotisserie, Gas bottom heating
- Grill heating element: Electric 1.8 KW
- Oven light
- Oven capacity 60 l
- Design:**
- Oven burner with Knob ignition
- Full glass inner door: Triple glazed door
- Cleaning:**
- Cleaning system: Catalytic side liners
- Comfort:**
- thermoelectric ignition
- Integral cooling fan
- Accessory:**
- enamel baking tray, nozzle set for natural gas, grid
- Technical Information**
- Preset nozzle: Liquid gas (28-30/37mbar)
- Natural gas nozzles (20 mbar) included
- Length of mains cable: 115 cm
- Nominal voltage: 220 - 240 V
- Total connected load electric: 1.9 KW



VGD553FR0
Serie | 4
Gas built-in oven, Stainless steel

Type of oven / heating system:

- Cavity volume: 102 l
- Hook-in racks / rails**
- 1 level telescopic shelf
- Comfort:**
- Integral cooling fan
- Accessory:**
- enamel baking tray, grid
- Technical Information**
- Length of mains cable: 115 cm
- Nominal voltage: 220 - 240 V
- Total connected load electric: 3.1 KW
- Dimensions:**
- Appliance dimension (hxwx): 594 mm x 896 mm x 570 mm
- Niche dimension (hxwx): 600 mm - 604 mm x 860 mm - 864 mm x 560 mm



Ultimate control on cooking.



FlameSelect: Finally, a fire that does exactly what you want

The gas cooktops with FlameSelect are equipped with nine precisely defined power levels which let you adjust the required heat easily and reliably. For simply perfect cooking results.



Controlling the cooktop made easy.

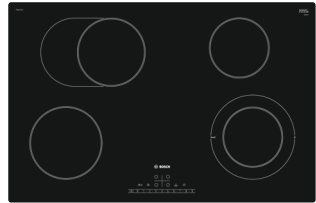
Thanks to the intuitive control panel, DirectSelect allows you to select the cooking zones and set the specific power level you want - quickly and easily.

PowerBoost: Boost your cooking.

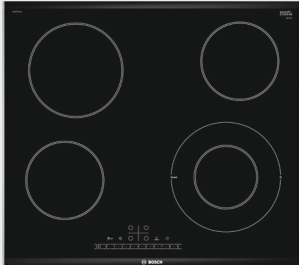
Sometimes you just need a little extra boost when cooking. The improved PowerBoost function in our induction hobs adds even more power to speed up the cooking process. For example, you can now boil 2 litres of water almost 50% faster as you would on conventional glass-ceramic hobs.



Electric Hobs



- PKN811FP1E**
Serie | **6**
Electric hob, Black
- Frameless
 - Ceramic glass
 - 4 HighSpeed cooking zones, including:
 - Double ring zone
 - 1 Roasting zone
 - Zone extension activation with a Touch sensor on the hob
 - DirectSelect
 - 17 power levels
 - Digital display
 - Switch off timer for every cooking zone
 - Count-down timer
 - Wipe protection function
 - Childproof lock
 - Safety switch-off
 - ReStart Function
 - Main switch
 - Power on indicator light
 - Residual heat indicator (2 stage)
 - Childproof lock
 - Safety switch-off
 - Energy consumption display
 - PowerBoost function




- PKF675FP1E**
Serie | **6**
Electric hob, 60 cm, Black
- 60 cm: space for 4 pots or pans.
 - Double ring zone: use regular or larger cookware on the expandable cooking zone.
 - Cooking zone front left: 145 mm, 1.2 KW
 - Cooking zone rear left: 180 mm, 2 KW
 - Cooking zone rear right: 145 mm, 1.2 KW
 - Cooking zone front right: 120 mm, 210 mm, 0.8 KW (max. power 2.6 KW)
 - DirectSelect: directly control the power with the imprinted touch bar.
 - 17 power levels: precisely adapt the heat with 17 power levels (9 main levels and 8 intermediate levels).
 - PowerBoost in the front right zone: boil water more quickly thanks to 20% more energy than at the highest standard level.
 - ReStart Function: in case of unintentional switch-off, restore all previous settings by switching on the hob again within 4 seconds.
 - ComfortProfil: finely bevelled glass in the front and back and metal trims applied on the sides and front.
 - Residual heat indicator (2 stage): indicates which cooking zones are still hot or warm.
 - Childproof lock: prevent unintended activation of the hob.

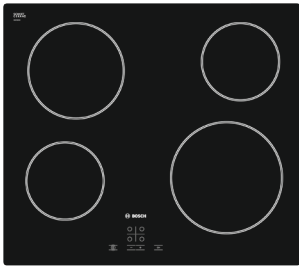
Electric Hobs



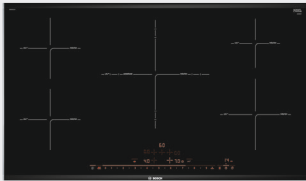
- PKF375FP1E**
Serie | **6**
Domino Electric hob, 30 cm, Black
- Time saving & efficiency**
- PowerBoost in the front zone: boil water more quickly thanks to 20% more energy than at the highest standard level.
 - ReStart Function: in case of unintentional switch-off, restore all previous settings by switching on the hob again within 4 seconds.
- Design**
- ComfortProfil: finely bevelled glass in the front and back and metal trims applied on the sides and front.
- Safety**
- Residual heat indicator (2 stage): indicates which cooking zones are still hot or warm.
 - Childproof lock: prevent unintended activation of the hob.
 - Main switch: switch off all cooking zones at the touch of a button.
 - Power on indicator light: indicates if the hob is heating.
 - Safety switch-off: for safety reasons, heating stops after a preset time without interaction (customizable).
 - Energy consumption display: shows the electricity consumption of the last cooking process.




- PKE645CA1E**
Serie | **2**
Electric hob, 60 cm, Black
- 60 cm: space for 4 pots or pans.
 - Cooking zone front left: 145 mm, 1.2 KW
 - Cooking zone rear left: 210 mm, 2.2 KW
 - Cooking zone rear right: 145 mm , 1.2 KW
 - Cooking zone front right: 180 mm, 2 KW
 - Sword knob: control the power with mounted knobs.
 - 9 power levels: precisely adapt the heat with 9 power levels.
 - Framed glass: protected on all sides
 - Residual heat indicator for each cooking zone: indicates which cooking zones are still hot.
 - Dimensions of the product (HxWxD mm): 48 x 583 x 513
 - Required niche size for installation (HxWxD mm) : 48 x 560 x (490 - 500)
 - Min. worktop thickness: 16 mm
 - Connected load: 6600 W



- PKE611D17E**
Serie | **4**
Electric hob, 60 cm, Black
- 60 cm: space for 4 pots or pans.
 - Cooking zone front left: 145 mm, 1.2 KW
 - Cooking zone rear left: 180 mm, 2 KW
 - Cooking zone rear right: 145 mm , 1.2 KW
 - Cooking zone front right: 210 mm, 2.2 KW
 - TouchSelect: control the power with imprinted +/- touch buttons.
 - 17 power levels: precisely adapt the heat with 17 power levels (9 main levels and 8 intermediate levels).
 - ReStart Function: in case of unintentional switch-off, restore all previous settings by switching on the hob again within 4 seconds.
 - Quick Stop: quickly switch off a cooking zone with one longer touch.
 - Frameless
 - Residual heat indicator (2 stage): indicates which cooking zones are still hot or warm.
 - Childproof lock: prevent unintended activation of the hob.
 - Main switch: switch off all cooking zones at the touch of a button.
 - Power on indicator light: indicates if the hob is heating.
 - Safety switch-off: for safety reasons, heating stops after a preset time without interaction (customizable).

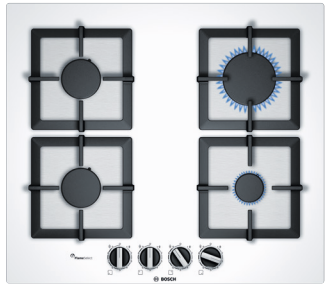


- PIV975DC1E**
Serie | **8**
Induction hob, 90 cm, Black
- 90 cm: space for 5 pots or pans.
 - Triple ring zone: use regular up to extra large cookware (e.g. paella pans) on the expandable cooking zone.
 - Cooking zone front left: 180 mm, 1.8 KW (max. power 3.1 KW)
 - Cooking zone rear left: 180 mm, 1.8 KW (max. power 3.1 KW)
 - Cooking zone rear middle: 210 mm, 260 mm, 320 mm, 3.3 KW (max. power 4.4 KW)
 - Cooking zone rear right: 145 mm , 1.4 KW (max power 2.2 KW)
 - Cooking zone front right: 210 mm, 2.2 KW (max. power 3.7 KW)
 - DirectSelect Premium touch control: directly control the power on the extra large illuminated touch bar (invisible when switched off).
 - 17 power levels: precisely adapt the heat with 17 power levels (9 main levels and 8 intermediate levels).
 - Keep warm function for all cooking zones: keep dishes warm at preset low power level.
 - PowerBoost for all zones: boil water more quickly thanks to 50% more energy than at the highest standard level.
 - PanBoost: heat up pans more quickly than at the highest standard level while protecting the pan coating.



- PUE611BB1E**
Serie | **4**
Induction hob, 60 cm, Black
- Usage convenience**
- TouchSelect: control the power with imprinted +/- touch buttons.
 - 17 power levels: precisely adapt the heat with 17 power levels (9 main levels and 8 intermediate levels).
 - Switch off timer for every cooking zone: switches off the cooking zone at the end of the time set (e.g. for boiled eggs).
 - Count-down timer: an alarm sounds at the end of the time set (e.g. for pasta).
- Time saving & efficiency**
- PowerBoost for all zones: boil water more quickly thanks to 50% more energy than at the highest standard level.
 - QuickStart Function: when switching on, the hob automatically selects the cooking zone with cookware (placed in off-mode).
- Design**
- Frameless
- Safety**
- Residual heat indicator (2 stage): indicates which cooking zones are still hot or warm.
 - Childproof lock: prevent unintended activation of the hob.
 - Main switch: switch off all cooking zones at the touch of a button.
 - Safety switch-off: for safety reasons, heating stops after a preset time without interaction (customizable).

Gas Hobs



PPP6A2B200
Serie | 6
Gas hob, 60 cm, Tempered glass

- Tempered glass hob surface, white
- Flush or slightly raised installation.: install the hob either flush or slightly raised on the worktop
- Cast iron single pan supports
- FlameSelect: precisely adjust the flame in nine defined and repeatable levels.
- Sword control knobs: easily access knobs in front with strong grip for effortless turning.
- 1 Hand ignition: just push and turn the knob to ignite the flame.
- 4 Gas burners
- Left front: Standard burner up to 1.75 KW (depending on gas type)
- Left rear: Standard burner up to 1.75 KW (depending on gas type)
- Right rear: Rapid burner up to 3 KW (depending on gas type)
- Right front: Economy burner up to 1 KW (depending on gas type)
- Flame failure safety device: prevents unwanted gas flow when flame goes out.
- Preset for natural gas (20mbar)
- Nozzle set for Liquid gas nozzles (28-30/37mbar) included. Nozzles for all other gas types can be ordered via the customer service. For nozzle change, please contact the customer service.
- Dimensions of the product (HxWxD mm): 58 x 590 x 520




PRA3A6D70
Serie | 8
Domino Gas hob, 30 cm, Ceramic

- Ceramic glass surface, black
- Facette front, rear and side profiles, aluminum
- Cast iron continuous pan supports
- Flat burner design: elegant burner design with less pieces
- FlameSelect: precisely adjust the flame in nine defined and repeatable levels.
- Digital display: see the selected power level and the residual heat.
- Pan supports dishwasher proof: clean without effort in the dishwasher.
- Sword control knobs: easily access knobs in front with strong grip for effortless turning.
- 1 Hand ignition: just push and turn the knob to ignite the flame.
- 1 gar burner
- Including Dual wok burner: use an extra wide power range, separately controlling two flame rings.
- Center front: Wok burner up to 6 KW (depending on gas type)
- Flame failure safety device: prevents unwanted gas flow when flame goes out.
- Residual heat indicator: indicates which burner parts and pan supports are still hot.
- Preset for natural gas (20mbar)



PCR9A5B90
Serie | 6
Gas hob, 90 cm, Stainless steel

- Stainless steel surface
- Cast iron continuous pan supports
- FlameSelect: precisely adjust the flame in nine defined and repeatable levels.
- Sword control knobs: easily access knobs in front with strong grip for effortless turning.
- 1 Hand ignition: just push and turn the knob to ignite the flame.
- 5 Gas burners
 - Including Dual wok burner: use an extra wide power range, separately controlling two flame rings.
- Left front: Economy burner up to 1 KW (depending on gas type)
- Left rear: Standard burner up to 1.75 KW (depending on gas type)
- Center front: Wok burner up to 5 KW (depending on gas type)
- Right rear: Rapid burner up to 3 KW (depending on gas type)
- Right front: Standard burner up to 1.75 KW (depending on gas type)
- Flame failure safety device: prevents unwanted gas flow when flame goes out.
- Preset for natural gas (20mbar)
- Nozzle set for Liquid gas nozzles (28-30/37mbar) included. Nozzles for all other gas types can be ordered via the customer service. For nozzle change, please contact the customer service.



PCS7A5M90
Serie | 6
Gas hob, 75 cm, Stainless

- Design**
- Stainless steel surface
 - Cast iron continuous pan supports Usage convenience
 - FlameSelect: precisely adjust the flame in nine defined and repeatable levels.
 - Sword control knobs: easily access knobs in front with strong grip for effortless turning.
 - 1 Hand ignition: just push and turn the knob to ignite the flame.
- Burners and power**
- 5 Gas burners
 - Including Dual wok burner: use an extra wide power range, separately controlling two flame rings.
 - Left: Wok burner up to 5 KW (depending on gas type)
 - Center front: Economy burner up to 1 KW (depending on gas type)
 - Right rear: Rapid burner up to 3 KW (depending on gas type)
 - Right front: Standard burner up to 1.75 KW (depending on gas type)
- Safety**
- Flame failure safety device: prevents unwanted gas flow when flame goes out.
 - Main switch: switch off all burners in one go with just one button.




PBP6C6B80Q
Serie | 2
Gas hob, 60 cm, Black

- 4 gas burners
- 1 rapid, 2 standard, 1 economy burner
- Front left: Rapid burner up to 3 KW (depending on gas type)
- Rear left: Standard burner up to 1.7 KW (depending on gas type)
- Rear right: Standard burner up to 1.7 KW (depending on gas type)
- Front right: Economy burner up to 1 KW (depending on gas type)
- 1 Hand ignition
- Flame failure safety device
- Steel continuous pan supports
- Connecting cable 1 m with Schuko plug
- Preset for natural gas (20mbar)
- Liquid gas nozzles (28-30/37mbar) included




PCP6A5B90M
Serie | 6
Gas hob, 60 cm, Stainless steel

- Stainless steel
- FlameSelect
- Sword control knobs
- 1 Hand ignition
- Cast iron continuous pan supports
- 4 Gas burners
- 1 rapid, 2 standard, 1 economy burner
- Left rear: Standard burner up to 1.75 KW (depending on gas type)
- Right rear: Rapid burner up to 3 KW (depending on gas type)
- Left front: Standard burner up to 1.75 KW (depending on gas type)
- Right front: Economy burner up to 1 KW (depending on gas type)
- Flame failure safety device
- Power cord length 1m
- Nozzle set for Natural gas nozzles (20 mbar) included. Nozzles for all other gas types can be ordered via the customer service.



PPH6A6B20
Serie | 6
Gas hob, 60 cm, Tempered glass


- Tempered glass hob surface, black
- Flush or slightly raised installation.: install the hob either flush or slightly raised on the worktop
- Cast iron single pan supports
- FlameSelect: precisely adjust the flame in nine defined and repeatable levels.
- Sword control knobs: easily access knobs in front with strong grip for effortless turning.
- 1 Hand ignition: just push and turn the knob to ignite the flame.
- 4 Gas burners
- Left front: Standard burner up to 1.75 KW (depending on gas type)
- Left rear: Standard burner up to 1.75 KW (depending on gas type)
- Right rear: Wok burner up to 3.5 KW (depending on gas type)
- Right front: Economy burner up to 1 KW (depending on gas type)
- Flame failure safety device: prevents unwanted gas flow when flame goes out.
- Preset for natural gas (20mbar)
- Nozzle set for Liquid gas nozzles (28-30/37mbar) included. Nozzles for all other gas types can be ordered via the customer service. For nozzle change, please contact the customer service.
- Dimensions of the product (HxWxD mm): 58 x 590 x 520
- Required niche size for installation (HxWxD mm) : 45 x 560 x (480 - 492)



PBP6C2B80O
Serie | 2
Gas hob, 60 cm, White

- 4 gas burners
- 1 rapid, 2 standard, 1 economy burner
- Front left: Rapid burner up to 3 KW (depending on gas type)
- Rear left: Standard burner up to 1.7 KW (depending on gas type)
- Rear right: Standard burner up to 1.7 KW (depending on gas type)
- Front right: Economy burner up to 1 KW (depending on gas type)
- 1 Hand ignition
- Flame failure safety device
- Steel continuous pan supports
- Connecting cable 1 m with Schuko plug
- Preset for natural gas (20mbar)

Gas Hobs



PPQ7A6B20
Serie | **6**
Gas hob, 75 cm, Tempered glass

- Tempered glass hob surface, black
- Flush or slightly raised installation.: install the hob either flush or slightly raised on the worktop
- Cast iron single pan supports
- FlameSelect: precisely adjust the flame in nine defined and repeatable levels.
- Sword control knobs: easily access knobs in front with strong grip for effortless turning.
- 1 Hand ignition: just push and turn the knob to ignite the flame.
- 5 Gas burners
- Left front: Economy burner up to 1 KW (depending on gas type)
- Left rear: Standard burner up to 1.75 KW (depending on gas type)
- Center front: Wok burner up to 4 KW (depending on gas type)
- Right rear: Rapid burner up to 3 KW (depending on gas type)
- Right front: Standard burner up to 1.75 KW (depending on gas type)
- Flame failure safety device: prevents unwanted gas flow when flame goes out.
- Preset for natural gas (20mbar)
- Nozzle set for Liquid gas nozzles (28-30/37mbar) included. Nozzles for all other gas types can be ordered via the customer service. For nozzle change, please contact the customer service.
- Dimensions of the product (HxWxD mm): 58 x 752 x 520




PRA3A6D70
Serie | **8**
Domino Gas hob, 30 cm, Ceramic

- Ceramic glass surface, black
- Facette front, rear and side profiles, aluminum
- Cast iron continuous pan supports
- Flat burner design: elegant burner design with less pieces
- FlameSelect: precisely adjust the flame in nine defined and repeatable levels.
- Digital display: see the selected power level and the residual heat.
- Pan supports dishwasher proof: clean without effort in the dishwasher.
- Sword control knobs: easily access knobs in front with strong grip for effortless turning.
- 1 Hand ignition: just push and turn the knob to ignite the flame.
- 1 gar burner
- Including Dual wok burner: use an extra wide power range, separately controlling two flame rings.
- Center front: Wok burner up to 6 KW (depending on gas type)
- Flame failure safety device: prevents unwanted gas flow when flame goes out.
- Residual heat indicator: indicates which burner parts and pan supports are still hot.
- Preset for natural gas (20mbar)



PRS9A6D70
Serie | **8**
Gas hob, 90 cm, Ceramic

- Ceramic glass surface, black
- Facette front, rear and side profiles, aluminum
- Cast iron continuous pan supports
- Flat burner design: elegant burner design with less pieces
- FlameSelect: precisely adjust the flame in nine defined and repeatable levels.
- Digital display: see the selected power level and the residual heat.
- Pan supports dishwasher proof: clean without effort in the dishwasher.
- Sword control knobs: easily access knobs in front with strong grip for effortless turning.
- 1 Hand ignition: just push and turn the knob to ignite the flame.
- 5 Gas burners
- Including Dual wok burner: use an extra wide power range, separately controlling two flame rings.
- Left: Wok burner up to 6 KW (depending on gas type)
- Center front: Standard burner up to 1.9 KW (depending on gas type)
- Center rear: Economy burner up to 1.1 KW (depending on gas type)
- Right rear: Rapid burner up to 2.8 KW (depending on gas type)
- Right front: Standard burner up to 1.9 KW (depending on gas type)
- Flame failure safety device: prevents unwanted gas flow when flame goes out.



PRB3A6D70
Serie | **8**
Domino Gas hob, 30 cm, Ceramic

- Ceramic glass surface, black
- Facette front, rear and side profiles, aluminum
- Cast iron continuous pan supports
- Flat burner design: elegant burner design with less pieces
- FlameSelect: precisely adjust the flame in nine defined and repeatable levels.
- Digital display: see the selected power level and the residual heat.
- Pan supports dishwasher proof: clean without effort in the dishwasher.
- Sword control knobs: easily access knobs in front with strong grip for effortless turning.
- 1 Hand ignition: just push and turn the knob to ignite the flame.
- 2 Gas burners
- Center front: Standard burner up to 1.9 KW (depending on gas type)
- Center rear: Rapid burner up to 2.8 KW (depending on gas type)
- Flame failure safety device: prevents unwanted gas flow when flame goes out.
- 2-fold residual heat indicator: indicates which burner parts and pan supports are still hot.
- Preset for natural gas (20mbar)



PRP6A6D70
Serie | **8**
Gas hob, 60 cm, Ceramic

- Ceramic glass surface, black
- Facette front, rear and side profiles, aluminum
- Cast iron continuous pan supports
- Flat burner design: elegant burner design with less pieces
- FlameSelect: precisely adjust the flame in nine defined and repeatable levels.
- Digital display: see the selected power level and the residual heat.
- Pan supports dishwasher proof: clean without effort in the dishwasher.
- Sword control knobs: easily access knobs in front with strong grip for effortless turning.
- 1 Hand ignition: just push and turn the knob to ignite the flame.
- 4 Gas burners
- Left front: Standard burner up to 1.9 KW (depending on gas type)
- Left rear: Economy burner up to 1.1 KW (depending on gas type)
- Right rear: Rapid burner up to 2.8 KW (depending on gas type)
- Right front: Standard burner up to 1.9 KW (depending on gas type)
- Flame failure safety device: prevents unwanted gas flow when flame goes out.
- 4-fold residual heat indicator: indicates which burner parts and pan supports are still hot.




Mixed Hobs

PBY6C2B80Q
Serie | 2
**Mixed hob (gas and electric),
60 cm, White**



- 1 rapid, 1 standard, 1 economy burner, 1 electric cooking zone
- Front left: Rapid burner up to 3 KW (depending on gas type)
- Rear left: standard cooking zone up to 1 KW (depending on gas type)
- Rear right: Standard burner up to 1.7 KW (depending on gas type)
- Front right: Economy burner up to 1 KW (depending on gas type) 1 Hand ignition
- Flame failure safety device
- Steel continuous pan supports
- Connecting cable 1 m with plug
- Preset for natural gas (20mbar)
- Liquid gas nozzles (28-30/37mbar) included



PBY6C5B600
Serie | 2
**Mixed hob (gas and electric),
60 cm, Stainless steel**

- 1 rapid, 1 standard, 1 economy burner, 1 electric cooking zone
- Front left: Rapid burner up to 3 KW (depending on gas type)
- Rear left: standard cooking zone up to 1 KW (depending on gas type)
- Rear right: Standard burner up to 1.7 KW (depending on gas type)
- Front right: Economy burner up to 1 KW (depending on gas type)
- 1 Hand ignition
- Flame failure safety device
- Cast iron finish pan support with rubber feet
- Connecting cable 1 m with plug
- Preset for natural gas (20mbar)
- Liquid gas nozzles (28-30/37mbar) included



PBY6C6B600
Serie | 2
**Mixed hob (gas and electric),
60 cm, Black**



- 1 rapid, 1 standard, 1 economy burner, 1 electric cooking zone
- Front left: Rapid burner up to 3 KW (depending on gas type)
- Rear left: standard cooking zone up to 1 KW (depending on gas type)
- Rear right: Standard burner up to 1.7 KW (depending on gas type)
- Front right: Economy burner up to 1 KW (depending on gas type)
- 1 Hand ignition
- Flame failure safety device
- Cast iron finish pan support with rubber feet
- Connecting cable 1 m with plug
- Preset for natural gas (20mbar)
- Liquid gas nozzles (28-30/37mbar) included



PRY6A6B70Q
Serie | 8
**Mixed hob (gas and electric), 60
cm, Ceramic**

- Ceramic glass
- FlameSelect
- Sword control knobs
- 1 Hand ignition
- Cast iron continuous pan supports
- Pan supports dishwasher proof
- 3 Gas burners
- 3 Gas burners and 1 Electric cooking zone
- 1 Rapid-, 1 Normal-, 1 Economy burner, 1 Electric cooking zone
- Left rear: Economy burner up to 1.1 KW (depending on gas type)
- Right rear: Rapid burner up to 2.8 KW (depending on gas type)
- Left front: Dual-circuit zone up to 0.7 KW, 1.8 KW (depending on gas type)
- Right front: Standard burner up to 1.9 KW (depending on gas type)
- Flame failure safety device
- Preset for natural gas (20mbar). Also usable for NG H/E 20mbar, E+ 20/25mbar
- Liquid gas G30,31 28-30/37mbar. For the use of these gas types nozzles need to be changed. Please check if the required nozzles are included (see Accessories).
- Power cord length 1m
- Nozzle set for Liquid gas nozzles (28-30/37mbar) included. Nozzles for all other gas types can be ordered via the customer service.



Perfect match with your kitchen and your performance expectations.

No more frying or cooking smells in your home! Bosch hoods don't just suck in bad smells, they also prevent grease deposits and maintain the air quality. A multitude of solutions exist to adapt perfectly to all kitchens. What they have in common: suction power and the silence. Feel the difference, without hearing a thing!

Grease filtration level:

Filters out over 85% of the grease from kitchen air. Ducted and recirculation hoods require metal grease filters to filter grease and other solid particles out of the extracted air. To keep these filters operating at maximum efficiency, clean them about once a month either by hand or in the dishwasher.

Enjoy supremely quiet operation and excellent durability.

Sometimes you don't even get to enjoy the sizzling sound of the pan because the cooker hood is too loud. Driven by a permanent magnet, the EcoSilence Drive™ motor generates no mechanical friction, thus operating at 0% power loss. This means that it's extremely efficient, robust and durable. Because it uses a high-performance blower with EcoSilence Drive™ motor technology, you save energy, without sacrificing performance. In addition, it's also very quiet. You can really hear the difference.



Chimney Hoods



DWA06E652
Serie | **4**
wall-mounted cooker hood, 60 cm, clear glass

Technical information

- Wall Hood Brushed steel
- 60 cm wide
- Wall mounted hood
- Glass plate clear glass
- Suitable for ducted or recirculated extraction
- For recirculated extraction standard recirculation kit (accessory) needed
- Electronic controls via Push button controls with digital display
- 3 speeds plus intensive setting
- Automatic revert setting
- Twin channel high performance fan motor
- 2 x LED spot 2,1W
- Metal grease filter, dishwasher safe
- Saturation indicator for grease filter and odor filter
- Extraction rate according to EN 61591 ø 15 cm: max. Normal use 480 m³/h Intensive 625 m³/h
- Extraction rate exhaust air according to EN 61591: max. normal use 480 m³/h, intensive 625 m³/h
- Noise level according to EN 60704-2-13 exhaust air: Max. normal use: 65 dB(A) re 1 pW Intensive: 71 dB(A) re 1 pW



DWA06E662
Serie | **4**
wall-mounted cooker hood, 60 cm, clear glass

Technical information

- Wall Hood Brushed steel
- 60 cm wide
- Wall mounted hood
- Glass plate clear glass
- Suitable for ducted or recirculated extraction
- For recirculated extraction standard recirculation kit (accessory) needed
- Electronic controls via Push button controls with digital display
- 3 speeds plus intensive setting
- Automatic revert setting
- Twin channel high performance fan motor
- 2 x LED spot 2,1W
- Metal grease filter, dishwasher safe
- Saturation indicator for grease filter and odor filter
- Extraction rate according to EN 61591 ø 15 cm: max. Normal use 480 m³/h Intensive 625 m³/h
- Extraction rate exhaust air according to EN 61591: max. normal use 480 m³/h, intensive 625 m³/h
- Noise level according to EN 60704-2-13 exhaust air: Max. normal use: 65 dB(A) re 1 pW Intensive: 71 dB(A) re 1 pW



DWP64CC20T
Serie | **2**
wall-mounted cooker hood, 60 cm, White

Design:

- 60 cm Chimney hood, White
- Wall mounted hood

Environment and safety:

- Energy Efficiency Class: D (at a range of energy efficiency classes from A+++ to D)
- Average Energy Consumption: 72.5 kWh/ year
- Blower Efficiency Class: E
- Lighting Efficiency Class: A
- Grease Filtering Efficiency Class: C

Comfort:

- Metal grease filter, dishwasher safe

Technical information

- 3 speeds
- push buttons
- 2 x LED 5W
- Power rating: 135 W



DWP64CC60T
Serie | **2**
wall-mounted cooker hood, 60 cm, Black

Design:

- 60 cm Chimney hood, black
- Wall mounted hood

Environment and safety:

- Energy Efficiency Class: D (at a range of energy efficiency classes from A+++ to D)
- Average Energy Consumption: 72.5 kWh/ year
- Blower Efficiency Class: E
- Lighting Efficiency Class: A
- Grease Filtering Efficiency Class: C

Comfort:

- Metal grease filter, dishwasher safe

Technical information

- 3 speeds
- 2 x LED 5W
- Power rating: 135 W
- push buttons

Measures:

- 150 mm diameter pipe
- Dimensions exhaust air (HxWxD): 790 - 1015 x 598 x 470 mm
- Dimensions recirculating (HxWxD): 790 - 1015 x 598 x 470 mm
- Suitable for ducted or re-circulated extraction
- Extraction rate exhaust air according to EN 61591 max. 380 m³/h
- Noise min./max. Normal Level: 53/64 dB
- Noise level according to EN 60704-2-13 at max. normal use exhaust air: Noise, max. speed in normal us: 64 dB dB(A) re 1 pW



DWG66CD50T
Serie | **4**
wall-mounted cooker hood, 60 cm, clear glass

Technical information

- 2 X 1W LED Illumination
- Suitable for ducted or re-circulated extraction
- 3 speeds plus intensive setting
- Metal grease filter, dishwasher safe
- Extraction rate exhaust air according to
- EN 61591: max. normal use 620 m³/h, intensive 700 m³/h
- Noise level according to EN 60704-2-13 exhaust air: Max. normal use: 68 dB(A) re 1 pW Intensive: 71 dB(A) re 1 pW
- Energy Efficiency Class: B (at a range of energy efficiency classes from A+++ to D)
- Diameter pipe Ø 150 mm (Ø 150 mm enclosed)
- Power rating: 252 W
- Dimensions exhaust air (HxWxD): 778-938 x 598 x 520 mm



DWG66CD60T
Serie | **4**
wall-mounted cooker hood, 60 cm, clear glass

Technical information

- 2 X 1W LED Illumination
- Suitable for ducted or re-circulated extraction
- 3 speeds plus intensive setting
- Metal grease filter, dishwasher safe
- Extraction rate exhaust air according to
- EN 61591: max. normal use 620 m³/h, intensive 700 m³/h
- Noise level according to EN 60704-2-13 exhaust air: Max. normal use: 68 dB(A) re 1 pW Intensive: 71 dB(A) re 1 pW
- Energy Efficiency Class: B (at a range of energy efficiency classes from A+++ to D)



DWP94CC50T
Serie | **2**
Wall-mounted cooker hood, 90 cm, Stainless steel

Design:

- 90 cm Chimney hood, Brushed steel
- Wall mounted hood

Environment and safety:

- Energy Efficiency Class: D (at a range of energy efficiency classes from A+++ to D)
- Blower Efficiency Class: E
- Lighting Efficiency Class: A
- Grease Filtering Efficiency Class: C
- Average Energy Consumption: 72.5 kWh/year

Comfort:

- push buttons
- Metal grease filter, dishwasher safe

Technical information

- Suitable for ducted or re-circulated extraction
- 3 speeds
- 2 x LED 5W
- Power rating: 135 W

Measures:

- 150 mm diameter pipe
- Extraction rate exhaust air according to EN 61591 max. 380 m³/h
- Dimensions exhaust air (HxWxD): 790 - 1015 x 898 x 470 mm
- Dimensions recirculating (HxWxD): 790 - 1015 x 898 x 470 mm
- Noise level according to EN 60704-2-13 at max. normal use exhaust air: Noise, max. speed in normal us: 64 dB dB(A) re 1 pW
- Noise min./max. Normal Level: 53/64 dB
- Light Intensity: 1000 lux
- Colour Temperature: 4000 K




Chimney Hoods



DWK065G60T
Serie | **4**
Wall-mounted cooker hood, 60 cm, clear glass black printed

- Inclined Hood black
- 60 cm wide
- black with glass canopy
- Suitable for ducted or re-circulated extraction
- TouchControl with Electronic display
- Electronic controls via TouchControl with Electronic display
- 3 speeds
- 2 x 3W led light
- Filter cover glass
- Metal grease filter, dishwasher safe
- Dimensions exhaust air (HxWxD): 750 - 1080 x 596 x 386 mm
- Dimensions recirculating (HxWxD): 860 - 1080 x 596 x 386 mm
- Power rating: 216 W
- Wall mounted hood
- For recirculated extraction standard recirculation kit (accessory) needed
- Technical information**
- RimVentilation
- Twin channel high performance fan motor
- Diameter pipe Ø 150 mm (Ø 120 mm enclosed)



DWK66AJ60T
Serie | **4**
wall-mounted cooker hood, 60 cm, clear glass black

- 60 cm Chimney hood
- 60 cm wide
- black with glass canopy
- Suitable for ducted or re-circulated extraction
- For recirculated extraction standard recirculation kit (accessory) needed
- Wall mounted hood
- TouchControl with Electronic display
- Electronic controls via TouchControl with Electronic display
- 3 speeds
- 2 x 6 W
- Filter cover glass
- Metal grease filter, dishwasher safe
- Dimensions exhaust air (HxWxD): 750-1080 x 596 x 386 mm
- Dimensions recirculating (HxWxD): 860-1080 x 596 x 386 mm
- Diameter pipe Ø 150 mm (Ø 120 mm enclosed)



DWK095G60T
Serie | **2**
wall-mounted cooker hood, 90 cm, clear glass black printed


- Measures**
- 90 cm Chimney hood
 - 90 cm wide
 - black with glass canopy
 - Suitable for ducted or re-circulated extraction
 - For recirculated extraction standard recirculation kit (accessory) needed
 - Wall mounted hood
 - TouchControl with Electronic display
 - Electronic controls via TouchControl with Electronic display
 - 3 speeds
 - 2 x 3W led light
 - Filter cover glass
 - Metal grease filter, dishwasher safe
 - Dimensions exhaust air (HxWxD): 750-1080 x 896 x 386 mm
 - Dimensions recirculating (HxWxD): 860-1080 x 896 x 386 mm
 - Diameter pipe Ø 150 mm (Ø 120 mm enclosed)



DWK065G20T
Serie | **4**
wall-mounted cooker hood, 60 cm, clear glass white

- Measures:**
- 60 cm Chimney hood
 - 60 cm wide
 - White with glass canopy
 - Suitable for ducted or re-circulated extraction
 - For recirculated extraction standard recirculation kit (accessory) needed
 - Wall mounted hood
 - TouchControl with Electronic display
 - Electronic controls via TouchControl with
 - Electronic display
 - 3 speeds
 - 2 x 3W led light
 - Filter cover glass
 - Metal grease filter, dishwasher safe

Built Under Hoods




DFT63CA50Q
Serie | **2**
Telescopic cooker hood, 60 cm, Silver metallic

- Suitable for ducted or re-circulated extraction
- 3 speeds
- Single motor
- Extraction rate exhaust air according to EN 61591 max. 300 m³/h
- Pull-out vapour with glass
- Dimensions exhaust air (HxWxD): 175-175 x 600 x 280 mm
- Dimensions recirculating (HxWxD): 175-175 x 600 x 280 mm
- Metal grease filter, dishwasher safe
- Light Intensity: 100 lux
- Colour Temperature: 3000 K
- Noise level according to EN 60704-2-13 at max. normal use exhaust air: Noise, max. speed in normal us: 62 dB dB(A) re 1 pW
- Diameter pipe Ø 150 mm (Ø 150 mm enclosed)
- Power rating: 181 W
- Energy Efficiency Class: E (at a range of energy efficiency classes from A+++ to D)
- Average Energy Consumption: 116.4 kWh/year
- Blower Efficiency Class: F
- Lighting Efficiency Class: D
- Grease Filtering Efficiency Class: C
- Noise min./max. Normal Level: 50/62 dB
- 2 X 4 W LED Illumination




DFT63CA20Q
Serie | **2**
Telescopic cooker hood, 60 cm, White

- Suitable for ducted or re-circulated extraction
- 3 speeds
- Single motor
- Extraction rate exhaust air according to EN 61591 max. 300 m³/h
- Pull-out vapour with glass
- Dimensions exhaust air (HxWxD): 175-175 x 600 x 280 mm
- Dimensions recirculating (HxWxD): 175-175 x 600 x 280 mm
- White handle strip
- Metal grease filter, dishwasher safe
- Light Intensity: 100 lux
- Colour Temperature: 3000 K
- Noise level according to EN 60704-2-13 at max. normal use exhaust air: Noise, max. speed in normal us: 62 dB dB(A) re 1 pW
- Diameter pipe Ø 150 mm (Ø 150 mm enclosed)
- Power rating: 181 W
- Energy Efficiency Class: E (at a range of energy efficiency classes from A+++ to D)
- Average Energy Consumption: 116.4 kWh/year
- Blower Efficiency Class: F
- Lighting Efficiency Class: D
- Grease Filtering Efficiency Class: C
- Noise min./max. Normal Level: 50/62 dB
- 2 X 4 W LED Illumination



DFT63CA60Q
Serie | **2**
Telescopic cooker hood, 60 cm, Black

- Suitable for ducted or re-circulated extraction
- 3 speeds
- Single motor
- Extraction rate exhaust air according to EN 61591 max. 300 m³/h
- Pull-out vapour with glass
- Dimensions exhaust air (HxWxD): 175-175 x 600 x 280 mm
- Dimensions recirculating (HxWxD): 175-175 x 600 x 280 mm
- Black handle strip
- Metal grease filter, dishwasher safe
- Light Intensity: 100 lux
- Colour Temperature: 3000 K
- Noise level according to EN 60704-2-13 at max. normal use exhaust air: Noise, max. speed in normal us: 62 dB dB(A) re 1 pW
- Diameter pipe Ø 150 mm (Ø 150 mm enclosed)
- Power rating: 181 W
- Energy Efficiency Class: E (at a range of energy efficiency classes from A+++ to D)
- Average Energy Consumption: 116.4 kWh/year
- Blower Efficiency Class: F
- Lighting Efficiency Class: D
- Grease Filtering Efficiency Class: C
- Noise min./max. Normal Level: 50/62 dB
- 2 X 4 W LED Illumination



Box Design Hoods



DWB64BC52
Serie | **2**
Wall-mounted cooker hood, 60 cm, Stainless steel

- 60 cm, Chimney hood
- Box design
- Energy Efficiency Class: D (at a range of energy efficiency classes from A+++ to D)
- Average Energy Consumption: 53.1 kWh/year
- Blower Efficiency Class: E
- Lighting Efficiency Class: A
- Grease Filtering Efficiency Class: B
- Noise min./max. Normal Level: 48/63 dB

Technical information

- Wall Hood Brushed steel
- 60 cm Chimney hood, Brushed steel
- 60 cm Chimney hood
- 60 cm wide
- Suitable for ducted or re-circulated extraction
- For recirculated extraction standard recirculation kit or Clean Air Plus recirculation kit (accessory) needed
- Wall mounted hood
- push buttons
- 3 speeds via push buttons
- 3 speeds
- Twin channel high performance fan motor
- 2 x 1,5 W LED
- Light Intensity: 99 lux
- Colour Temperature: 3500 K



DWB66DM50
Serie | **4**
Wall-mounted cooker hood, 60 cm, Stainless steel

- Energy Efficiency Class: B (at a range of energy efficiency classes from A+++ to D)
- Average Energy Consumption: 48.1 kWh/year
- Blower Efficiency Class: A
- Lighting Efficiency Class: A
- Grease Filtering Efficiency Class: B
- Noise min./max. Normal Level: 48/60 dB

Technical information

- Wall Hood Brushed steel
- 60 cm Chimney hood, Brushed steel
- 60 cm Chimney hood
- 60 cm wide
- Suitable for ducted or re-circulated extraction
- For recirculated extraction standard recirculation kit or Clean Air Plus recirculation kit (accessory) needed
- Wall mounted hood
- TouchControl
- Electronic controls
- Electronic control via touch control
- TouchControl with Electronic display
- 3 speeds plus intensive setting via TouchControl
- Electronic controls via TouchControl with Electronic display
- TouchControl (3 speeds plus intensive setting) with Electronic display
- 3 speeds plus intensive setting
- Automatic revert setting, 6 minutes

Inclined Hoods



DWK67CM20
Serie | **4**
wall-mounted cooker hood, 60 cm, clear glass white

Technical information

- Inclined Hood White
- 60 cm
- 59 cm Chimney hood, White
- Glass plate: clear glass white printed
- Suitable for ducted or re-circulated extraction
- In recirculation operation chimless use possible
- For recirculated extraction a standard recirculation kit (accessory) is needed
- Wall mounted hood
- easy wall fixing system
- TouchControl (3 speeds plus intensive setting) with Electronic display
- 2 capture areas: front side and bottom side
- Automatic revert setting, 6 minutes easy to clean Innerframe



DWK67CM60
Serie | **4**
wall-mounted cooker hood, 60 cm, clear glass black

Technical information

- Inclined Hood black
- 60 cm
- 59 cm Chimney hood, black
- Glass plate: clear glass black printed
- Suitable for ducted or re-circulated extraction
- In recirculation operation chimless use possible
- For recirculated extraction a standard recirculation kit (accessory) is needed
- Wall mounted hood
- easy wall fixing system
- TouchControl (3 speeds plus intensive setting) with Electronic display
- 2 capture areas: front side and bottom side
- Automatic revert setting, 6 minutes

Other Designs



DWB96DM50
Serie | **4**
Wall-mounted cooker hood, 90 cm, Stainless steel

- Energy Efficiency Class: B (at a range of energy efficiency classes from A+++ to D)
- Average Energy Consumption: 48.5 kWh/year
- Blower Efficiency Class: A
- Lighting Efficiency Class: A
- Grease Filtering Efficiency Class: C
- Noise min./max. Normal Level: 48/60 dB

Technical information

- Wall Hood Brushed steel
- 90 cm Chimney hood, Brushed steel
- 90 cm Chimney hood
- 90 cm wide
- Suitable for ducted or re-circulated extraction
- For recirculated extraction standard recirculation kit or Clean Air Plus recirculation kit (accessory) needed
- Wall mounted hood
- TouchControl
- Electronic controls
- Electronic control via touch control
- TouchControl with Electronic display
- 3 speeds plus intensive setting via TouchControl
- Electronic controls via TouchControl with Electronic display
- TouchControl (3 speeds plus intensive setting) with Electronic display
- 3 speeds plus intensive setting
- Automatic revert setting, 6 minutes



DIB97IM50
Serie | **4**
Island cooker hood, 90 cm, Stainless steel

- Energy Efficiency Class: B (at a range of energy efficiency classes from A+++ to D)
- Average Energy Consumption: 73.6 kWh/year
- Blower Efficiency Class: B
- Lighting Efficiency Class: A
- Grease Filtering Efficiency Class: B
- Noise min./max. Normal Level: 45/57 dB

Technical information

- Island Hood Brushed steel
- 90 cm wide
- 90 cm Island chimney hood, Brushed steel
- Suitable for ducted or re-circulated extraction
- For recirculated extraction standard recirculation kit or Clean Air Plus recirculation kit (accessory) needed
- Ceiling mounted hood
- TouchControl
- Electronic controls
- TouchControl with Electronic display
- 3 speeds plus intensive setting via TouchControl
- Electronic controls via TouchControl with Electronic display
- TouchControl (3 speeds plus intensive setting) with Electronic display
- 3 speeds plus intensive setting
- Automatic revert setting, 6 minutes
- easy to clean Innerframe
- Energy efficient capacitor motor




DWF97RU60
Serie | **8**
Wall-mounted cooker hood, 90 cm, clear glass black printed

- Energy Efficiency Class: B (at a range of energy efficiency classes from A+++ to D)
- Average Energy Consumption: 40 kWh/year
- Blower Efficiency Class: B
- Lighting Efficiency Class: A
- Grease Filtering Efficiency Class: B
- Noise min./max. Normal Level: 43/57 dB

Technical information

- Wall Hood black
- 90 cm
- 89 cm Chimney hood, black
- Glass plate: clear glass black printed
- Suitable for ducted or re-circulated extraction
- In recirculation operation chimless use possible
- For recirculated extraction a standard recirculation kit or a Clean Air recirculation kit (accessory) is needed
- Wall mounted hood
- easy wall fixing system
- PowerBoost position
- TouchControl, Rotary swivel
- Electronic controls
- TouchControl, Rotary swivel with Electronic display, 2x7-Segment display
- 3 speeds plus 2 intensive via TouchControl, Rotary swivel

Effortless and ultra hygienic solutions.



AquaSensor

Stain detection for shiny dishes with the regulation of water consumption according to the type and degree of soiling. Based on the food, grease or detergent particles remaining in the water, the system determines whether the washing process should be continued.



HygienePlus option

HygienePlus is a new option that can be activated in many programmes, and guarantees maximum hygiene thanks to antibacterial cleaning. This effect is achieved by a higher temperature level of up to 70°C during rinsing, sustained for approximately 10 minutes. HygienePlus is therefore ideal for people with high hygiene standards, for instance in households with small children or allergy sufferers.



EcoSilence Drive™: powerful, durable, quiet and efficient.

Keeping the house clean can be difficult. Keeping it quiet can sometimes feel impossible. Our dishwashers with EcoSilence Drive deliver high-performance cleaning with low noise emission. Equipped with a brushless, energy-saving motor that optimally reduces friction noise, the EcoSilence Drive ensures a much smoother, quieter operation. Now you can enjoy a home that is as quiet as it is clean.



Rackmatic

Thanks to the triple rackmatic system, the height of the top basket can easily be adjusted by up to 5 cm. And you can do this when it's fully loaded. That means even more adjustment options and thus maximum flexibility.



ActiveWater technology: less water, less energy, more performance.

This innovative rinsing technology maximises efficiency and ensures environmentally friendly rinsing for excellent cleaning results. The water and energy is saved through targeted water distribution, optimised filter technology, faster heating and higher pump performance for increased water circulation.



Source: Euromonitor International Limited, volume sales, 2020

No matter how big your dishes are, all of them are clean and dry like brand new.

Do you have lots of dirty dishes after a good meal? Thanks to Bosch, you don't have to do handwash any of it. VarioDrawer feature helps you to place even the biggest dishes and cups into your dishwasher. After the cleaning, Zeolith® Drying feature allows your Bosch dishwasher to perfectly dry the dishes using 3D air flow, even the plastic ones.



Zeolith® Drying:

Perfect drying results thanks to 3D air flow, even on plastic dishes.



VarioDrawer: Now your dishwasher features high-level flexibility.

Save space in your dishwasher and increase flexibility with the modular drawers from Bosch. This makes it easier for you to load dishes even if they come in different shapes and sizes. Become a Storage Ace!



Source: Euromonitor International Limited, volume sales, 2020

Dishwashers



- SMS43D02ME**
Serie | **4**
ActiveWater 60 cm Dishwasher
- Capacity: 12 place settings
 - Energy Efficiency Class: A+
 - Water consumption in programme Eco 50: 11.7 l
 - Noise level: 48 dB(A) re 1 pW, built-under
 - 4 programmes: Intensive 70 °C, Quick Wash 65 °C, Eco 50 °C, Quick Wash 45 °C
 - 2 special options: Half Load, Extra hygiene
 - DosageAssist
 - EcoSilence Drive
 - AquaSensor, Load-Sensor
 - VarioFlex basket system
 - Rackmatic height-adjustable top basket (3 stage)
 - Multiple water protection
 - Dimensions of the product (HxWxD): 84.5 x 60 x 60 cm



- SMS43D08ME**
Serie | **4**
ActiveWater 60 cm Dishwasher
- Capacity: 12 place settings
 - Energy Efficiency Class: A+
 - Water consumption in programme Eco 50: 11.7 l
 - Noise level: 48 dB(A) re 1 pW, built-under
 - 4 programmes: Intensive 70 °C, Quick Wash 65 °C, Eco 50 °C, Quick Wash 45 °C
 - 2 special options: Half Load, Extra hygiene
 - DosageAssist
 - EcoSilence Drive
 - AquaSensor, Load-Sensor
 - VarioFlex basket system
 - Rackmatic height-adjustable top basket (3 stage)
 - Multiple water protection
 - Dimensions of the product (HxWxD): 84.5 x 60 x 60 cm



- SMS46JW10Q**
Serie | **4**
ActiveWater 60cm Dishwasher
- Capacity: 12 place settings
 - Energy Efficiency Class: A++
 - Water consumption in programme Eco 50 °C: 9.5 l
 - Noise level: 44 dB(A) re 1 pW, built-under
 - 6 programmes: Intensive 70 °C, Auto 45-65 °C, Eco 50 °C, Glass 40 °C, Quick wash 65 °C, Pre-Rinse
 - 3 special options: Half Load, HygienePlus,
 - Machine Care Programme
 - ActiveWater hydraulic system
 - DosageAssist
 - EcoSilence Drive
 - AquaSensor, Load-Sensor
 - VarioFlex basket system
 - Rackmatic height-adjustable top basket (3 stage)
 - AquaStop with guarantee
 - Precise glass protection technology
 - Childproof door lock
 - Dimensions of the product (HxWxD): 84.5 x 60 x 60 cm



- SMS46JI10Q**
Serie | **4**
ActiveWater 60cm Dishwasher
- Capacity: 12 place settings
 - Energy Efficiency Class: A++
 - Water consumption in programme Eco 50 °C: 9.5 l
 - Noise level: 44 dB(A) re 1 pW, built-under
 - 6 programmes: Intensive 70 °C, Auto 45-65 °C, Eco 50 °C, Glass 40 °C, Quick wash 65 °C, Pre-Rinse
 - 3 special options: Half Load, HygienePlus,
 - Machine Care Programme
 - ActiveWater hydraulic system
 - DosageAssist
 - EcoSilence Drive
 - AquaSensor, Load-Sensor
 - VarioFlex basket system
 - Rackmatic height-adjustable top basket (3 stage)
 - AquaStop with guarantee
 - Childproof control lock
 - Precise glass protection technology
 - Dimensions of the product (HxWxD): 84.5 x 60 x 60 cm



- SMS45DI10Q**
Serie | **4**
Free-standing dishwasher, 60 cm, Stainless steel, lacquered
- Capacity: 12 place settings
 - Energy Efficiency Class: A+ (on an Energy Efficiency Class scale from A+++ to D)
 - Energy consumption in programme Eco 50 °C: 290 kWhper year, based on 280 standard cleaning cycles using cold water fill and the consumption of the low power modes. Actual energy consumption will depend on how the appliance is used.
 - Energy consumption in programme Eco 50 °C: 1.02 kWh
 - Power consumption off-mode / left-on mode: 0.1 W / 0.1 W
 - Water consumption in programme Eco 50 °C: 2660 litres per year, based on 280 standard cleaning cycles. Actual water consumption will depend on how the appliance is used.
 - Drying efficiency class A on a scale from G (least efficient) to A (most efficient)
 - The information relates to the programme Eco 50 °C. This programme is suitable to clean normally soiled tableware and is the most efficient programme in terms of combined energy and water consumption.
 - Programme time in programme Eco 50 °C: 210 min
 - Noise level: 46 dB(A) re 1 pW



- SMS45DW10Q**
Serie | **4**
ActiveWater 60cm Dishwasher
- Capacity: 12 place settings
 - Energy Efficiency Class: A+
 - Water consumption in programme Eco 50 °C: 9.5 l
 - Noise level: 46 dB(A) re 1 pW, built-under
 - 5 programmes: Intensive 70 °C, Auto 45-65 °C, Eco 50 °C, Quick wash, Pre-Rinse
 - 3 special options: Half Load, HygienePlus,
 - ActiveWater hydraulic system
 - DosageAssist
 - EcoSilence Drive
 - AquaSensor, Load-Sensor
 - Vario basket system
 - Rackmatic height-adjustable top basket (3 stage)
 - AquaStop with guarantee
 - Childproof control lock
 - Glass protection technology
 - Dimensions of the product (HxWxD): 84.5 x 60 x 60 cm



- SMS23BW01T**
Serie | **2**
ActiveWater 60 cm Dishwasher
- Capacity: 12 place settings
 - Energy Efficiency Class¹: F
 - Water consumption in programme Eco 50°C: 10.5 l
 - Programme time in programme Eco 50 °C: 210 min
 - Noise level: 52 dB(A) re 1 pW
 - Noise level (silence programme):not available(A) re 1 pW
 - 3 programmes: Intensive 70 °C, Eco 50°C, Quick wash 65 °C
 - 1 special option: Half Load
 - 3 cleaning temperatures
 - ActiveWater hydraulic system
 - DosageAssist
 - Load-Sensor
 - Detergent Automation
 - Regenerative electronics
 - Self-cleaning filter system with 3-fold corrugated filter
 - Colour of indicators: red
 - LED salt refill indicator
 - LED rinse aid refill indicator
 - EcoSilence Drive
 - Interior tub material: Stainless Steel/Polinox
 - Programme selector with integrated start button
 - Vario basket system
 - silver/dark grey
 - Height adjustable top basket
 - 2 foldable plate racks in bottom basket
 - Cutlery basket in bottom basket
 - 2 adjustable cup shelves in top basket



- SMS4HMB60T**
Serie | **4**
ActiveWater 60cm Dishwasher
- Energy Efficiency Class¹: D
 - Energy² / Water³: 84 kWh / 9.5 litres
 - Capacity: 13 place settings
 - Programme duration#: 4:55 (h:min)
 - Noise level: 44 dB(A) re 1 pW
 - Noise Efficiency Class: B
 - Noise level (silence programme): not available(A) re 1 pW
 - Home Connect enabled via WLAN
 - 6 programmes: Eco 50 °C, Auto 45-65 °C, Intensive 70 °C, Express 65 °C, Express 45 °C, Pre-Rinse
 - Favourite Program
 - 4 special options: Remote Start, Intensive Zone, Extra Rinse, SpeedPerfect+
 - Machine Care
 - Silence on Demand (via app)
 - Heat exchanger.
 - AquaSensor, Load Sensor
 - DosageAssist
 - EcoSilence Drive
 - Detergent Automation
 - Self-cleaning filter system with 3-fold corrugated filter
 - Interior tub material: Stainless Steel
 - VarioFlex basket system
 - VarioDrawer
 - Low friction wheels on bottom basket and 3rd loading level
 - Rack Stopper to prevent derailing of bottom basket

*Only available in Jordan

Dishwashers



- SMS6HMW27Q**
Serie | 6
ActiveWater 60 cm Dishwasher
- Energy Efficiency Class: A++ (on an Energy Efficiency Class scale from A+++ to D)
 - Noise level (silence programme): 42 dB(A) re 1 pW
 - Connectivity: Wi-Fi 1
 - 7 programmes: Eco 50 °C, Auto 45-65 °C,
 - Intensive 70 °C, Quick L 65 °C, Quick S 45 °C, Delicate 40 °C, Night Program
 - 6 special options: Remote Start, Intensive Zone, Half Load, Hygiene+, SpeedPerfect+, Machine Care
 - Silence on Demand (via app)
 - AquaSensor, Load Sensor
 - DosageAssist
 - EcoSilence Drive
 - Detergent Automation
 - Self-cleaning filter system with 3-fold corrugated filter
 - Interior tub material: Stainless Steel
 - VarioDrawer
 - Low friction wheels on bottom basket and 3rd loading level
 - Rack Stopper to prevent derailing of bottom basket
 - Rackmatic height-adjustable top basket (3 stage)

*Only available in Jordan



- SMS6HMI27Q**
Serie | 6
ActiveWater 60 cm Dishwasher
- Energy Efficiency Class: A++ (on an Energy Efficiency Class Scale from A+++ to D)
 - Noise level (silence programme): 42 dB(A) re 1 pW
 - Connectivity: Wi-Fi
 - 7 programmes: Eco 50 °C, Auto 45-65 °C, Intensive 70 °C, Quick L 65 °C, Quick S 45 °C, Delicate 40 °C, Night Program
 - 6 special options: Remote Start, Intensive Zone, Half Load, Hygiene+, SpeedPerfect+, Machine Care
 - Silence on Demand (via app)
 - AquaSensor, Load Sensor
 - DosageAssist
 - EcoSilence Drive
 - Detergent Automation
 - Self-cleaning filter system with 3-fold corrugated filter
 - Interior tub material: Stainless Steel
 - VarioDrawer
 - Low friction wheels on bottom basket and 3rd loading level
 - Rack Stopper to prevent derailing of bottom basket
 - Rackmatic height-adjustable top basket (3 stage)

*Only available in Jordan



- SMS8ZDI48Q**
Serie | 8
ActiveWater 60cm Dishwasher
- Connectivity: Wi-Fi
 - Energy consumption in programme Eco 50 °C: 0.82 kWh
 - Water consumption in programme Eco 50 °C: 9.5 l
 - Capacity: 13 place settings
 - Programme time in programme Eco 50 °C: 235 min
 - Noise level: 40 dB(A) re 1 pW
 - Noise level (silence programme): 38 dB(A) re 1 pW
 - 8 Programmes: Eco 50 °C, Auto 45-65 °C, Intensive 70 °C, Express 65 °C, Express 45 °C, Glass 40 °C, Silence 50 °C, Pre-Rinse
 - Favourite Program
 - 6 special options: Remote Start, Extra Dry, Half Load, Hygiene+, SpeedPerfect+, Machine Care
 - Machine Care
 - Silence on Demand (via app)
 - Zeolith-Drying
 - Heat exchanger.
 - AquaSensor, Load Sensor
 - DosageAssist
 - EcoSilence Drive
 - Detergent Automation
 - Self-cleaning filter system with 3-fold corrugated filter
 - Interior tub material: Stainless Steel

*Only available in Jordan



Your loved ones are in safe hands.



Semi Integrated



SMI50D05TR
Serie | **4**
semi-integrated dishwasher,
60 cm, Stainless steel

- Capacity: 12 place settings
- Energy Efficiency Class: A+ (on an Energy
- Efficiency Class scale from A+++ to D)
- Energy consumption in programme Eco 50 °C: 290 kWhper year, based on 280 standard cleaning cycles using cold water fill and the consumption of the low power modes. Actual energy consumption will depend on how the appliance is used.
- Energy consumption in programme Eco 50 °C: 1.02 kWh
- Power consumption off-mode / left-on mode: 0.1 W / 0.1 W
- Water consumption in programme Eco 50 °C: 3920 litres per year, based on 280 standard cleaning cycles. Actual water consumption will depend on how the appliance is used.
- Water consumption in programme Eco 50 °C: 14 l
- Drying efficiency class A on a scale from G (least efficient) to A (most efficient)
- The information relates to the programme Eco 50 °C. This programme is suitable to clean normally soiled tableware and is the most efficient programme in terms of combined energy and water consumption.



SMI46KS00T
Serie | **4**
semi-integrated dishwasher,
60 cm, Stainless steel

- Capacity: 13 place settings
- Energy Efficiency Class: A+ (on an Energy
- Efficiency Class scale from A+++ to D)
- Energy consumption in programme Eco 50 °C: 294 kWhper year, based on 280 standard cleaning cycles using cold water fill and the consumption of the low power modes. Actual energy consumption will depend on how the appliance is used.
- Energy consumption in programme Eco 50 °C: 1.03 kWh
- Power consumption off-mode / left-on mode: 0.1 W / 0.1 W
- Water consumption in programme Eco 50 °C: 2660 litres per year, based on 280 standard cleaning cycles. Actual water consumption will depend on how the appliance is used.
- Water consumption in programme Eco 50 °C: 9.5 l
- Drying efficiency class A on a scale from G (least efficient) to A (most efficient)
- The information relates to the programme Eco 50 °C. This programme is suitable to clean normally soiled tableware and is the most efficient programme in terms of combined energy and water consumption.

Fully Integrated



SMV25CX10Q
Serie | **2**
fully-integrated dishwasher,
60 cm

- Capacity: 12 place settings
- Energy Efficiency Class: A+ (on an Energy
- Efficiency Class scale from A+++ to D)
- Energy consumption in programme Eco 50 °C: 290 kWhper year, based on 280 standard cleaning cycles using cold water fill and the consumption of the low power modes. Actual energy consumption will depend on how the appliance is used.
- Energy consumption in programme Eco 50 °C: 1.02 kWh
- Power consumption off-mode / left-on mode: 0.1 W / 0.1 W
- Water consumption in programme Eco 50 °C: 3360 litres per year, based on 280 standard cleaning cycles. Actual water consumption will depend on how the appliance is used.
- Water consumption in programme Eco 50 °C: 12 l
- Drying efficiency class A on a scale from G (least efficient) to A (most efficient)
- The information relates to the programme Eco 50 °C. This programme is suitable to clean normally soiled tableware and is the most efficient programme in terms of combined energy and water consumption.



SMV24AX00K
Serie | **2**
fully-integrated dishwasher,
60 cm

- ActiveWater 60 cm dishwasher
- Fully integrated
- Capacity: 12 place settings
- Energy Efficiency Class: A+ (on an Energy
- Efficiency Class scale from A+++ to D)
- Energy consumption in programme Eco 50 °C: 290 kWhper year, based on 280 standard cleaning cycles using cold water fill and the consumption of the low power modes. Actual energy consumption will depend on how the appliance is used.
- Energy consumption in programme Eco 50 °C: 1.02 kWh
- Water consumption in programme Eco 50 °C: 3300 litres per year, based on 280 standard cleaning cycles. Actual water consumption will depend on how the appliance is used.
- Water consumption in programme Eco 50 °C: 11.7 l
- Drying efficiency class A on a scale from G (least efficient) to A (most efficient)
- The information relates to the programme Eco 50 °C. This programme is suitable to clean normally soiled tableware and is the most efficient programme in terms of combined energy and water consumption.

*Only available in Jordan



SMV4HMX26Q
Serie | **4**
fully-integrated dishwasher,
60 cm

- Energy Efficiency Class: A++ (on an Energy Efficiency Class scale from A+++ to D)
- Connectivity: Wi-Fi ¹
- 6 programmes: Eco 50 °C, Auto 45-65 °C, Intensive 70 °C, Quick L 65 °C, Quick S 45 °C, Delicate 40 °C
- 4 special options: Remote Start, Intensive Zone, Half Load, Hygiene+
- Silence on Demand (via app)
- Heat exchanger.
- AquaSensor, Load Sensor
- DosageAssist
- EcoSilence Drive
- Detergent Automation
- Self-cleaning filter system with 3-fold corrugated filter
- Interior tub material: Stainless Steel
- Rack Stopper to prevent derailing of bottom basket
- Low friction wheels on bottom basket and 3rd loading level
- VarioFlex basket system
- Low friction wheels on bottom basket
- Rackmatic height-adjustable top basket (3 stage)

*Only available in Jordan



SMV6ECX51E
Serie | **6**
fully-integrated dishwasher,
60 cm

- Energy Efficiency Class¹: C
- Energy² / Water³: 74 kWh / 9.5 litres
- Capacity: 13 place settings
- Programme duration#: 4:35 (h:min)
- Noise level: 44 dB(A) re 1 pW
- Noise Efficiency Class: B
- Noise level (silence programme): 41 dB(A) re 1 pW
- Home Connect enabled via WLAN
- 8 Programmes: Eco 50 °C, Auto 45-65 °C, Intensive 70 °C, Express 65 °C, Express 45 °C, Glass 40 °C, Silence 50 °C, Pre-Rinse
- Favourite Program
- 4 special options: Remote Start, Efficient Dry, Intensive Zone, SpeedPerfect+
- Machine Care
- Silence on Demand (via app)
- AquaSensor, Load Sensor
- DosageAssist
- EcoSilence Drive
- Detergent Automation
- Self-cleaning filter system with 3-fold corrugated filter
- Interior tub material: Stainless Steel

*Only available in Jordan

Less time for laundry. More time for your loved ones.



i-Dos system

Once activated, the i-DOS system doses the detergent automatically, precise down to the nearest milliliter. Integrated sensors detect the type of fabric, the load volume in the drum and the degree of soiling, and individually adjust the detergent dosing accordingly. This means you achieve perfect washing results while saving water and detergent.



ActiveWater Plus: For highly efficient use of water even with small loads

Our ActiveWater Plus technology delivers perfect results while only using the precise amount of water needed for every wash - even with small loads. The integrated sensors automatically adjust the water consumption according to the fabric type and load size.



EcoSilence Drive: Perfect for your laundry and your ears.

Our washing machines with EcoSilence Drive deliver high performance washing with low noise emission. Equipped with a brushless, energy saving motor that optimally reduces friction noise, EcoSilence Drive ensures a smoother, quieter operation. So you can relax and enjoy your time at home even more. Savour the silence.



Reload function

The reload function in our washing machines lets you simply add missed out clothes or remove clothes even during a wash cycle*. Just pause the running cycle and open the door, to simply reload your forgotten items into the drum and continue the wash. (*Reloading is not possible when suds temperature is higher than 50°C or when water level is too high.)



2 Years Warranty

All Bosch appliances have a two year manufacturer's warranty as standard to protect against any manufacturing and material faults and defects during this warranty period.



Washing Machines



- WAJ20170ME**
Serie | 2
Automatic Washing Machines
- Capacity: 7 kg
 - Max. spin speed: 1000 rpm
 - Energy Efficiency Class: A+++
 - EcoSilence Drive: quiet motor with long lifetime
 - 10 years guaranty on EcoSilence Drive
 - Special programmes: , Dark wash, Drum Clean, curtain, shirts/blouses, sportswear, quick/mixture, allergy plus, Quick 15'/30', Duvet, wool, delicates/silk
 - VarioPerfect: time- or energy optimized programs with perfect wash performance
 - Reload function: Be flexible in adding laundry items even after start of the wash cycle.
 - VarioDrum™: gentle or intensive washing
 - AntiVibration Design: more stability and quietness
 - 3D AquaSpar wash system with cascade for faster water penetration
 - Continuous automatic load adjustment system
 - Loading introduction
 - Foam detection system
 - Unbalanced load detection
 - Easy cleaning detergent drawer
 - Overdosage indication
 - Child-proof lock
 - Dimensions (H x W x D): 84.8 cm x 59.8 cm x 59.0 cm



- WAJ2017SME**
Serie | 2
Automatic Washing Machines
- Capacity: 7 kg
 - Max. spin speed: 1000 rpm
 - Energy Efficiency Class: A+++
 - EcoSilence Drive: quiet motor with long lifetime
 - 10 years guaranty on EcoSilence Drive
 - Special programmes: , dark wash, Drum Clean, curtain, shirts/blouses, sportswear, quick/mixture, allergy plus, Quick 15'/30', Duvet, wool, delicates/silk
 - VarioPerfect: time- or energy optimized programs with perfect wash performance
 - Reload function: Be flexible in adding laundry items even after start of the wash cycle.
 - VarioDrum™: gentle or intensive washing
 - AntiVibration Design: more stability and quietness
 - 3D AquaSpar wash system with cascade for faster water penetration
 - Continuous automatic load adjustment system
 - Loading introduction
 - Foam detection system
 - Unbalanced load detection
 - Easy cleaning detergent drawer
 - Overdosage indication
 - Child-proof lock
 - Dimensions (H x W x D): 84.8 cm x 59.8 cm x 59.0 cm



- WAJ2018SME**
Serie | 2
Automatic Washing Machines
- Engine power and consumption**
- ated capacity: 8 kg
 - Energy Efficiency Class: A+++ at a range of energy efficiency classes from A+++ to D
 - Energy consumption 157 kWh per year, based on 220 standard washing cycles for cotton programmes at 60°C and 40°C at full and partial load, and the consumption of the low power modes. Actual energy consumption will depend on how the appliance is used.
 - energy consumption of the standard 60 °C cotton programme 0.92 kWh at full load and 0.72 kWh at partial load and of the standard 40 °C cotton programme 0.35 kWh at partial load
 - weighted power consumption off-mode / left-on mode: 0.12 W / 0.5 W
 - Water consumption 11000 litres per year, based on 220 standard washing cycles for cotton programmes at 60°C and 40°C at full and partial load. Actual water consumption will depend on how the appliance is used.
 - Spin-drying efficiency class: C
 - max.spin speed 1000 rpm



- WAJ20180ME**
Serie | 2
Frontloader, Fullsize
- Capacity: 8 kg
 - Max. spin speed: 1000 rpm
 - Energy Efficiency Class: A+++
 - EcoSilence Drive: quiet motor with long lifetime
 - 10 years guaranty on EcoSilence Drive
 - Special programmes: Dark wash, Drum Clean, curtain, shirts/blouses, sportswear, quick/mixture, allergy plus, Quick 15'/30', Duvet, wool, delicates/silk
 - VarioPerfect: time- or energy optimized programs with perfect wash performance
 - Reload function: Be flexible in adding laundry items even after start of the wash cycle.
 - VarioDrum™: gentle or intensive washing
 - AntiVibration Design: more stability and quietness
 - 3D AquaSpar wash system with cascade for faster water penetration
 - Continuous automatic load adjustment system
 - Loading introduction
 - Foam detection system
 - Unbalanced load detection
 - Dimensions (H x W x D): 84.8 cm x 59.8 cm x 59 cm



Washing Machines



WAV28MX0ME
Serie | 8
Washing machine, frontloader fullsize, 9 kg, 1400 rpm

- Housing in silver inox
- Engine power and consumption**
- rated capacity: 9 kg
- Energy Efficiency Class: A+++ at a range of energy efficiency classes from A+++ to D
- Energy consumption 152 kWh per year, based on 220 standard washing cycles for cotton programmes at 60°C and 40°C at full and partial load, and the consumption of the low power modes. Actual energy consumption will depend on how the appliance is used.
- 30% more economical (152kWh/year) than the standard value (217 kWh/year) of energy efficiency class A+++ in category 9 kg according to the EU-order 1061/2010
- energy consumption of the standard 60 °C cotton programme 0.95 kWh at full load and 0.45 kWh at partial load and of the standard 40 °C cotton programme 0.52 kWh at partial load
- weighted power consumption off-mode / left-on mode: 0.12 W / 0.5 W
- Water consumption 11220 litres per year, based on 220 standard washing cycles for cotton programmes at 60°C and 40°C at full and partial load. Actual water consumption will depend on how the appliance is used.



WAV28L90ME
Serie | 8
Automatic Washing Machine

- Housing in White
- Engine power and consumption**
- rated capacity: 9 kg
- Energy Efficiency Class: A+++ at a range of energy efficiency classes from A+++ to D
- Energy consumption 152 kWh per year, based on 220 standard washing cycles for cotton programmes at 60°C and 40°C at full and partial load, and the consumption of the low power modes. Actual energy consumption will depend on how the appliance is used.
- 30% more economical (152kWh/year) than the standard value (217 kWh/year) of energy efficiency class A+++ in category 9 kg according to the EU-order 1061/2010
- energy consumption of the standard 60 °C cotton programme 0.95 kWh at full load and 0.45 kWh at partial load and of the standard 40 °C cotton programme 0.52 kWh at partial load
- weighted power consumption off-mode / left-on mode: 0.12 W / 0.5 W
- Water consumption 11220 litres per year, based on 220 standard washing cycles for cotton programmes at 60°C and 40°C at full and partial load. Actual water consumption will depend on how the appliance is used.



WAV28M80ME
Serie | 8
Washing machine, frontloader fullsize, 9 kg, 1400 rpm

- Housing in White
- Engine power and consumption**
- rated capacity: 9 kg
- Energy Efficiency Class: A+++ at a range of energy efficiency classes from A+++ to D
- Energy consumption 152 kWh per year, based on 220 standard washing cycles for cotton programmes at 60°C and 40°C at full and partial load, and the consumption of the low power modes. Actual energy consumption will depend on how the appliance is used.
- 30% more economical (152kWh/year) than the standard value (217 kWh/year) of energy efficiency class A+++ in category 9 kg according to the EU-order 1061/2010
- energy consumption of the standard 60 °C cotton programme 0.95 kWh at full load and 0.45 kWh at partial load and of the standard 40 °C cotton programme 0.52 kWh at partial load
- weighted power consumption off-mode / left-on mode: 0.12 W / 0.5 W
- Water consumption 11220 litres per year, based on 220 standard washing cycles for cotton programmes at 60°C and 40°C at full and partial load. Actual water consumption will depend on how the appliance is used.
- Spin-drying efficiency class: B
- Overdosage indication
- Unbalanced load detection



WAV28K90ME
Serie | 8
Automatic Washing Machine

- Housing in White
- Engine power and consumption**
- rated capacity: 9 kg
- Energy Efficiency Class: A+++ at a range of energy efficiency classes from A+++ to D
- Energy consumption 152 kWh per year, based on 220 standard washing cycles for cotton programmes at 60°C and 40°C at full and partial load, and the consumption of the low power modes. Actual energy consumption will depend on how the appliance is used.
- 30% more economical (152kWh/year) than the standard value
- (217 kWh/year) of energy efficiency class A+++ in category 9 kg according to the EU-order 1061/2010
- energy consumption of the standard 60 °C cotton programme 0.95 kWh at full load and 0.45 kWh at partial load and of the standard 40 °C cotton programme 0.52 kWh at partial load
- Water consumption 11220 litres per year, based on 220 standard washing cycles for cotton programmes at 60°C and 40°C at full and partial load. Actual water consumption will depend on how the appliance is used.



WAT28682ME
Seri | 6
washing machine, frontloader fullsize, 9 kg,

Engine power and consumption

- rated capacity: 9 kg
- Energy Efficiency Class: A+++ at a range of energy efficiency classes from A+++ to D
- 30% more economical (152kWh/year) than the standard value (217 kWh/year) of energy efficiency class A+++ in category 9 kg according to the EU-order 1061/2010
- Energy consumption 152 kWh per year, based on 220 standard washing cycles for cotton programmes at 60°C and 40°C at full and partial load, and the consumption of the low power modes. Actual energy consumption will depend on how the appliance is used.
- i-DOS: automatic dosing of liquid detergent and softener
- TouchControl buttons

Programmes

- Special programmes: allergy plus,
- Automatic Intensive, Drum Clean (with reminder), dark wash, curtain, Family Mix, rinse/spin/drain, Duvet, Quick 15'/30', delicate/silk, wool / hand wash



WAT28S48ME
Serie | 6
Automatic Washing Machine

- i-DOS: automatic dosing of liquid detergent and softener
- EcoSilence Drive: quiet motor with long lifetime
- 10 years guaranty on EcoSilence Drive
- Capacity: 9 kg
- Max. spin speed: 1400 rpm
- Energy Efficiency Class: A+++
- Special programmes: Standard cold - 60°C, single rinse, dark wash, quick/mixture, Drain / Spin, automatic, allergy plus, Quick 15'/30', Duvet, Drum Clean (with reminder), curtain, wool, delicates/silk
- VarioPerfect: time- or energy optimized programs with perfect wash performance
- Reload function: Be flexible in adding laundry items even after start of the wash cycle.
- VarioDrum: gentle and efficient washing
- Comfort lock
- AntiVibration Design: more stability and quietness
- AquaSensor for optimum rinse results
- Flow sensor for optimal wateruse
- ActiveWater™Plus: resource gentle watermanagement
- Child-proof lock
- Dimensions (H x W x D): 84.8 cm x 59.8 cm x 59.0 cm



WGA242X0ME
Serie | 4
Automatic Washing Machine

- Automatic Washing Machine, , built-under
- EcoSilence Drive: quiet motor with long lifetime
- 10 years guaranty on EcoSilence Drive
- Engine power and consumption**
- rated capacity: 9 kg
- Energy Efficiency Class: A+++ at a range of energy efficiency classes from A+++ to D
- Energy consumption 174 kWh per year, based on 220 standard washing cycles for cotton programmes at 60°C and 40°C at full and partial load, and the consumption of the low power modes. Actual energy consumption will depend on how the appliance is used.
- energy consumption of the standard 60 °C cotton programme 1.04 kWh at full load and 0.6 kWh at partial load and of the standard 40 °C cotton programme 0.56 kWh at partial load
- weighted power consumption off-mode / left-on mode: 0.12 W / 0.5 W



WGA242XVME
Serie | 4
Automatic Washing Machine

- WGA242XVME
- Automatic Washing Machine, , built-under
- EcoSilence Drive: quiet motor with long lifetime
- 10 years guaranty on EcoSilence Drive
- Engine power and consumption**
- rated capacity: 9 kg
- Energy Efficiency Class: A+++ at a range of energy efficiency classes from A+++ to D
- Energy consumption 174 kWh per year, based on 220 standard washing cycles for cotton programmes at 60°C and 40°C at full and partial load, and the consumption of the low power modes. Actual energy consumption will depend on how the appliance is used.
- energy consumption of the standard 60 °C cotton programme 1.04 kWh at full load and 0.6 kWh at partial load and of the standard 40 °C cotton programme 0.56 kWh at partial load
- weighted power consumption off-mode / left-on mode: 0.12 W / 0.5 W

Washing Machines



WGA254X0ME
Serie | **4**
Automatic Washing Machine

- WGA254X0ME
- Frontloader XL Washer, , built-under
- EcoSilence Drive: quiet motor with long lifetime
- 10 years guaranty on EcoSilence Drive

Engine power and consumption

- rated capacity: 10 kg
- Energy Efficiency Class: A+++ at a range of energy efficiency classes from A+++ to D
- Energy consumption 191 kWh per year, based on 220 standard washing cycles for cotton programmes at 60°C and 40°C at full and partial load, and the consumption of the low power modes. Actual energy consumption will depend on how the appliance is used.
- energy consumption of the standard 60 °C cotton programme 1.2 kWh at full load and 0.6 kWh at partial load and of the standard 40 °C cotton programme 0.6 kWh at partial load
- weighted power consumption off-mode / left-on mode: 0.1 W / 0.5 W



WGA254XVME
Serie | **4**
Automatic Washing Machine

- WGA254XVME
- Frontloader XL Washer, , built-under
- EcoSilence Drive: quiet motor with long lifetime
- 10 years guaranty on EcoSilence Drive

Engine power and consumption

- rated capacity: 10 kg
- Energy Efficiency Class: A+++ at a range of energy efficiency classes from A+++ to D
- Energy consumption 191 kWh per year, based on 220 standard washing cycles for cotton programmes at 60°C and 40°C at full and partial load, and the consumption of the low power modes. Actual energy consumption will depend on how the appliance is used.
- energy consumption of the standard 60 °C cotton programme 1.2 kWh at full load and 0.6 kWh at partial load and of the standard 40 °C cotton programme 0.6 kWh at partial load
- weighted power consumption off-mode / left-on mode: 0.1 W / 0.5 W

Washer Dryers



WDU285900E
Serie | **6**
Wash&Dry

Main Characteristics

- Capacity: 10 kg washing - 6 kg drying
- Non-stop wash and dry programme 6 kg
- Spin speed selection 1400 to 400 rpm
- AquaStop: Bosch' warranty in case of water damage – for the lifetime of the appliance.
- Drum volume: 70 l
- Label: Energy efficiency A at a range of energy efficiency classes from A to G / Washing performance A
- Energy consumption wash and dry 6.82 kWh, waterconsumption wash and dry 125 l in label-/ normprogramme
- VarioDrum™: gentle or intensive washing
- VarioPerfect: time- or energy optimized programs with perfect wash performance
- Made in China

Programmes & Technology

- Standard programmes for washing: cottons, easy care, delicates/silk, wool / hand wash
- standard programmes for drying: cotton, easy care
- Most common washing programmes can be used as solodrying programme or as washing and drying in one go programme



WNA14400BY
Serie | **6**
Wash&Dry

Engine power and consumption

- Energy Efficiency Class Wash and Dry¹: E
- Energy Efficiency Class Washing²: C
- Energy³ / Water⁴ Wash and Dry: 372 kWh / 84 litres
- Energy⁵ / Water⁶ Washing: 64 kWh / 41 litres
- Load capacity Wash and Dry / Washing: 1 - 6 kg / 1 - 9 kg
- Programme duration⁷ Wash and Dry / Washing: 7:45 h:min / 3:45 h:min
- Spin drying efficiency class: B
- Spin power / spin speed: 400 - 1400 U/min
- Noise level: 69 dB (A) re 1 pW
- Noise efficiency class: A
- Programmes
- Standard programmes for washing: cottons, easy care, delicates/silk, wool / hand wash
- Special programmes washing: allergy plus, quick 15', mixed load, Spin / Drain, single rinse
- Most common washing programmes can be used as solodrying programme or as washing and drying in one go programme
- standard programmes for drying: cotton, easy care
- Special programmes drying: Intensive dry, MyTime Dry, Low heat drying, Wash & Dry 60', Refresh



WGA254A0ME
Serie | **4**
Automatic Washing Machine

- Frontloader XL Washer, , built-under
- EcoSilence Drive: quiet motor with long lifetime
- 10 years guaranty on EcoSilence Drive

Engine power and consumption

- rated capacity: 10 kg
- Energy Efficiency Class: A+++ at a range of energy efficiencyclasses from A+++ to D
- Energy consumption 191 kWh per year, based on 220 standard washing cycles for cotton programmes at 60°C and 40°C at full and partial load, and the consumption of the low power modes. Actual energy consumption will depend on how the appliance is used.
- energy consumption of the standard 60 °C cotton programme 1.2 kWh at full load and 0.6 kWh at partial load and of the standard 40 °C cotton programme 0.6 kWh at partial load weighted power consumption off-mode / left-on mode: 0.1 W /0.5 W
- Water consumption 12100 litres per year, based on 220 standard washing cycles for cotton programmes at 60°C and 40°C at full and partial load. Actual water consumption will depend on how the appliance is used.



WAT28781ME
Serie | **6**
washing machine, frontloader fullsize, 9 kg

- Housing in White
- Capacity: 9 kg 1400 r/min

Engine power and consumption

- rated capacity: 9 kg
- Energy Efficiency Class: A+++ -30%
- 30% more economical (152kWh/year) than the standard value (217 kWh/year) of energy efficiency class A+++ in category 9 kg according to the EU-order 1061/2010

options

- VarioPerfect: time- or energy optimized programs with perfect wash performance

comfort and safety

- XXL Drum volume: 63 l
- interior drum light: LED
- VarioDrum: gentle and efficient washing
- DrumClean with reminder function
- 32 cm porthole, 171° swing door
- comfort lock
- pause / reload function
- EcoSilence Drive: quiet motor with long lifetime
- AntiVibration Design: more stability and quietness
- Sound insulation by bottom cover
- Flow sensor for optimal wateruse
- ActiveWater™Plus: resource gentle watermanagement
- Multiple water protection
- Continuous automatic load adjustment system
- Indication of water and energy consumption prior to start of programme



WKD28542EU
Serie | **6**
Wash&Dry

Engine power and consumption

- Energy Efficiency Class Wash and Dry¹: E
- Energy Efficiency Class Washing²: E
- Energy³ / Water⁴ Wash and Dry: 266 kWh / 68 litres
- Energy⁵ / Water⁶ Washing: 77 kWh / 44 litres
- Load capacity Wash and Dry / Washing: 1 - 4 kg / 1 - 7 kg
- Programme duration⁷ Wash and Dry / Washing: 5:30 h:min / 2:50 h:min
- Spin drying efficiency class: B
- Spin power / spin speed: 600 - 1355 U/min
- Noise level: 72 dB (A) re 1 pW
- Noise efficiency class: A
- Programmes
- Special programmes: night wash, allergy plus, quick 15', Fluff clean, mixed load, Spin / Drain, sportswear, Rinsing/Spinning, delicate/silk, wool / hand wash
- Special programmes drying: Fluff cleanoptions
- buttons: Start, Temperature, drying, menue, Spin speed selection, Start time delay, Modify and 24 h Start time delay



WNA14400BY/WNA14400ME*
Serie | **6**
Wash&Dry

Engine power and consumption

- Energy Efficiency Class Wash and Dry¹: E
- Energy Efficiency Class Washing²: C
- Energy³ / Water⁴ Wash and Dry: 372 kWh / 84 litres
- Energy⁵ / Water⁶ Washing: 64 kWh / 41 litres
- Load capacity Wash and Dry / Washing: 1 - 6 kg / 1 - 9 kg
- Programme duration⁷ Wash and Dry / Washing: 7:45 h:min / 3:45 h:min
- Spin drying efficiency class: B
- Spin power / spin speed: 400 - 1400 U/min
- Noise level: 69 dB (A) re 1 pW
- Noise efficiency class: A
- Programmes
- Standard programmes for washing: cottons, easy care, delicates/silk, wool / hand wash
- Special programmes washing: allergy plus, quick 15', mixed load, Spin / Drain, single rinse
- Most common washing programmes can be used as solodrying programme or as washing and drying in one go programme
- standard programmes for drying: cotton, easy care
- Special programmes drying: Intensive dry, MyTime Dry, Low heat drying, Wash & Dry 60', Refresh

Tumble Dryers



- WQG14200ME**
Serie | **4**
heat pump dryer, 9 kg
- SelfCleaning Condenser
 - Tumble Dryer with Heat Pump
 - Housing in White
 - Engine power and consumption**
 - Energy Efficiency Class¹: A++
 - Energy²: 259 kWh
 - Capacity: 1 - 9 kg
 - Programme time³: 238 min
 - Noise level: 64 dB (A) re 1 pW
 - Condensation efficiency class#: B
 - Condensation efficiency#: 85 %
 - Programmes**
 - Special programmes: Cotton, Shirts/ blouses, Cotton Eco, Down wear, Delicates, Towels, Mixed Load, Super Quick 40 minutes program, Sportswear, Duvet, Synthetic, Wool Finish, Timed Program Cold, Timed Program Warm options
 - Anti crease cycle 60 min at the end of the programme
 - Touch control buttons: Start / Reload / Pause, Low Heat, Signal, less ironing, 24 h end time delay comfort and safety
 - Easy clean filter for easy maintenance
 - AutoDry technology
 - Fully electronic control dial for sensor drying programmes, timed and special programmes



- WQG242A0ME**
Serie | **6**
Heat Pump Dryer
- Engine power and consumption**
 - Energy Efficiency Class: A++
 - Energy: 258 kWh
 - Capacity: 1 - 9 kg
 - Programme time: 225 min
 - Noise level: 64 dB (A) re 1 pW
 - Condensation efficiency class: B
 - Condensation efficiency: 83 %
 - Programmes**
 - Standard programmes: cotton, easy care
 - Iron Assist
 - Special programmes: Cotton, Shirts/blouses, Cotton Eco, Down wear, Delicates, Towels, ColdRefresh_1piece,
 - ColdRefresh_5pieces, Mixed Load, Super Quick 40 minutes program, Sportswear, Duvet, Synthetic, Timed Program Warm
 - Options**
 - Anti crease cycle 60 min at the end of the programme
 - Touch control buttons: Iron dry, Cupboard dry, Cupboard dry +, end time delay, Half load, less ironing, Low Heat, Signal, Start / Reload / Pause, 24 h end time delay



- WTW85461BY**
Serie | **6**
Heat Pump Dryer
- Capacity: 9 kg
 - Energy efficiency class: A++
 - Special programmes: Cottons and Easy Care, Wool Finish, Mixed Load, Towels, Timed Program Warm, Timed Program Cold, Sportswear, Super Quick 40 minutes program, shirts/blouses, Delicates
 - Anti crease cycle 60 min at the end of the programme
 - SelfCleaning Condenser
 - AutoDry technology
 - Soft dial
 - Large LED-Display for remaining time and 24 h end time delay, programme status indication, special functions.
 - Sensitive Drying System: Big Stainless steel drum with textile care structure, soft design paddles
 - AntiVibration Design: more stability and quietness
 - Drum interior light: LED
 - Child-proof lock
 - Comfort lock
 - Dimensions (H x W x D): 84.2 cm x 59.8 cm x 59.9 cm



- WTG8641XME**
Serie | **4**
Condenser dryer
- Engine power and consumption**
 - Capacity: 8 kg
 - Dryer type: Condenser
 - Energy Efficiency Class: B at a range of energy efficiency classes from A+++ to D
 - Energy consumption 561 kWh per year, based on 160 drying cycles of the standard cotton programme at full and partial load, and the consumption of the low-power modes. Actual energy consumption per cycle will depend on how the appliance is used
 - Programmes**
 - Special programmes: allergy plus, Down wear, Mixed Load, shirts 15, Super Quick 40 minutes program, Sportswear, Wool Finish, Timed Program Cold, Timed Program Warm
 - Options**
 - Anti crease cycle 120 min at the end of the programme
 - Touch control buttons: end time delay, less ironing, programme length, Low Heat, Signal, Start / Reload / Pause, Fine-tuning of drying aim, 24 h end time delay
 - comfort and safety**
 - AutoDry technology
 - Large LED-Display for remaining time and 24 h end time delay, programme status indication, special functions.



- WQG242ATME**
Serie | **6**
Heat Pump Dryer
- Engine power and consumption**
 - Energy Efficiency Class: A++
 - Energy: 258 kWh
 - Capacity: 1 - 9 kg
 - Programme time: 225 min
 - Noise level: 64 dB (A) re 1 pW
 - Condensation efficiency class: B
 - Condensation efficiency: 83 %
 - Programmes**
 - Standard programmes: cotton, easy care
 - Iron Assist
 - Special programmes: Cotton, Shirts/blouses, Cotton Eco, Down wear, Delicates, Towels, ColdRefresh_1piece,
 - ColdRefresh_5pieces, Mixed Load, Super Quick 40 minutes program, Sportswear, Duvet, Synthetic, Timed Program Warm
 - Options**
 - Anti crease cycle 60 min at the end of the programme
 - Touch control buttons: Iron dry, Cupboard dry, Cupboard dry+, end time delay, Half load, less ironing, Low Heat, Signal, Start / Reload / Pause, 24 h end time delay



- WTX87M90ME**
Serie | **8**
Heat Pump Dryer
- Engine power and consumption**
 - Capacity: 9 kg
 - Dryer type: Condenser
 - Energy Efficiency Class: A++ at a range of energy efficiency classes from A+++ to D
 - Programmes**
 - standard programmes: cotton, easy care
 - Iron Assist
 - smartFinish
 - Cold, Timed Program Warm
 - options**
 - Anti crease cycle 120 min at the end of the programme
 - Touch control buttons: end time delay, Anti-crease 60 min., Anti-crease 120 min., Child lock 3 sec., Power button, Low Heat, Signal, Start / Reload / Pause, Fine-tuning of drying aim, drying aim, 24 h end time delay
 - comfort and safety**
 - AutoClean
 - AutoDry technology
 - control dial with integrated On-/ Off mode
 - TFT-Clear text display for easy use
 - Large LED-Display for remaining time and
 - 24 h end time delay, programme status indication, special functions.
 - Sensitive Drying System: Big Stainless steel drum with textile care structure, soft design paddles
 - AntiVibration Design: more stability and quietness



- WTN85423ME**
Serie | **4**
Condenser dryer
- Engine power and consumption**
 - Capacity: 8 kg
 - Dryer type: Condenser
 - Energy Efficiency Class: B at a range of energy efficiency classes from A+++ to D
 - Energy consumption 560 kWh per year, based on 160 drying cycles of the standard cotton programme at full and partial load, and the consumption of the low-power modes. Actual energy consumption per cycle will depend on how the appliance is used
 - Programmes**
 - Special programmes: allergy plus, Delicates, Mixed Load, shirts 15, Super Quick 40 minutes program, Sportswear, Wool Finish, Timed Program Cold, Timed Program Warm options
 - Anti crease cycle 120 min at the end of the programme
 - Touch control buttons: end time delay, less ironing, programme length, Low Heat, Start / Reload / Pause, Finetuning of drying aim, 24 h end time delay
 - comfort and safety**
 - AutoDry technology
 - Fully electronic control dial for sensor drying programmes, timed and special programmes
 - LED-Display for remaining time and 24 h end time delay, programme status indication, special functions



- WTN8543SME**
Serie | **4**
Condenser dryer
- Engine power and consumption**
 - Capacity: 8 kg
 - Dryer type: Condenser
 - Energy Efficiency Class: B at a range of energy efficiency classes from A+++ to D
 - Energy consumption 560 kWh per year, based on 160 drying cycles of the standard cotton programme at full and partial load, and the consumption of the low-power modes. Actual energy consumption per cycle will depend on how the appliance is used
 - Programmes**
 - Special programmes: Mixed Load, allergy plus, Down wear, Delicates, shirts 15, Super Quick 40 minutes program, Sportswear, wool drying in basket, Timed Program Warm
 - Options**
 - Anti crease cycle 120 min at the end of the programme
 - Touch control buttons: end time delay, less ironing, programme length, Low Heat, Fine-tuning of drying aim, Start / Reload / Pause, 24 h end time delay
 - comfort and safety**
 - AutoDry technology
 - Fully electronic control dial for sensor drying programmes, timed and special programmes
 - Wool drying basket

Service you can depend on.

For help with your home appliance,
trust authorized Bosch Customer Service.

Bosch authorized Customer Service guarantees:



Original spare parts.

Original Bosch spare parts, accessories and care products are used in all our services.



Professional Staff.

Professional Bosch staff has the best knowledge of your appliance.



Accessories and cleaning & care products.

Bosch has a range of tested and approved cleaning products which help you keep your appliance looking good and performing at its best.



Professional Training.

Professional Bosch training seminars for technicians for deeper product knowledge.

**Tehaco Sal**

Adress: Dora, Dora roundabout Tehini Hana Building, Lebanon Phone: 009611255211
After Sales Phone: 009611877451

Diab Qawasmi & Sons Co.

Adress: Abdallah Ghosheh Street Bld #45, Amman – Jordan
Phone: +962 (6) 5866717 E-mail: Boschjo@yahoo.com After Sales Phone: +962 (6) 4652650
After Sales Telefax: +962 (6) 4658505 / After Sales Email Address: Diabqawasmi_sonsco@yahoo.com

Tahboub for Home Appliances

Adress: Mecca st. 247, Amman, Jordan
Website: www.tahboubonline.com Phone: +962 6 582 34 77 E-mail: Sales@tahboub.jo
After Sales Phone: +96265861555 After Sales E-mail: crm@tahboub.jo

First Ideal

King Abdullah II Road, 137 Massanat Plaza. P.O. Box 851441 Amman – Jordan
Website: www.exclusivejo.com Phone: +962 (6) 5331800 E-mail: info@exclusivejo.com
After Sales Phone: +962 (6) 5331800

Andrea's design N Art

Adress: Zahran Gate-Floor B1, 25 Isma'eel Haqqi Abdo st, Al suwaifia
Phone: +962 6 5856669 / +962 795298282

This brochure is current as from the publication date and supersedes all previous brochures for these products. Every effort has been made to ensure the information in it is correct at the time of going to press. Due to a policy of continuous development, Bosch reserves the right to modify technical data without notice.

All rights reserved. No part of this publication may be reproduced in any form or by any means without the prior written permission of BSH Ev Aletleri Sanayi ve Ticaret A.Ş. All colour variations are due to the limitations of the printing process.

®Registered Trade Mark

©2022 by BSH Ev Aletleri Sanayi ve Ticaret A.Ş.

100%Bosch
100%Quality

 /BoschHomeJordan

 /boschhomejordan