

36" Industrial Style Induction Range

800 Series – Stainless Steel HIS8655C



BOSCH
Invented for life



HIS8655C
Stainless Steel

The 36" 5 element industrial-style induction range delivers power and performance in a commercial-inspired design.

Features & Benefits

Combi Zone™ lets you combine two cooking zones into one large zone for longer pans and grills.

Convection Multi-Rack combines a third heating element with a back fan for even browning and time savings by using multiple racks at one time.

A full extension telescopic rack offers easy access to the oven cavity.

Dampened hinges softly guide the QuietClose® door shut so the oven door never slams.

Easy to view, ergonomic tilted display.

Induction cooking is faster and more efficient than gas or electric.

Best-in-class 5.5 kW element for maximum power.

General Properties

Cooking modes	Bake, Convection Bake, Broil, Convection Broil, Convection Roast, Pizza, Proof, Convection Multi-Rack, Sabbath Mode
---------------	---

Cleaning type	Catalytic cleaning
---------------	--------------------

Type of surface	Ceramic Glass
-----------------	---------------

Knob material	Metal
---------------	-------

Interior light	1
----------------	---

Kitchen timer	Yes
---------------	-----

Oven Performance

Bake / broil element watts	1,700 / 2,900 W
----------------------------	-----------------

Convection element watts	2,500 W
--------------------------	---------

Burner Performance

Total induction elements	5
--------------------------	---

Power of back left element watts	1,850 W (3,000 w/ boost)
----------------------------------	--------------------------

Power of front left element watts	1,850 W (3,000 w/ boost)
-----------------------------------	--------------------------

Power of front right element watts	2,300 W (3,700 w/ boost)
------------------------------------	--------------------------

Power of back right element watts	1,400 W (2,200 w/ boost)
-----------------------------------	--------------------------

Power of center element watts (1 generator)	1,850 W (2,600 w/ boost)
---	--------------------------

Power of center element watts (both generators)	3,000 W (5,500 w/ boost)
---	--------------------------

Technical Details

Watts	8,400 W
-------	---------

Circuit breaker	50 A
-----------------	------

Volts	208V / 240V
-------	-------------

Frequency	60 Hz
-----------	-------

Power cord length	1.5 meter
-------------------	-----------

Plug type	208/240V - 4 prong
-----------	--------------------

Energy source	Electric
---------------	----------

Dimensions & Weight

Overall appliance dimensions (HxWxD)	36" x 35 15/16" x 24 15/16" (26 1/2" with bull nose)
--------------------------------------	--

Required cutout size (HxWxD)	36" x 36" x 25"
------------------------------	-----------------

Adjustable range height	35 3/4" Min. 36 3/4" Max.
-------------------------	------------------------------

Oven cavity size	3.7 cu. ft.
------------------	-------------

Overall oven interior dimensions (HxWxD)	15 1/32" x 28 7/16" x 17 9/16"
--	--------------------------------

Usable oven interior dimensions (HxWxD)	14 9/16" x 26 15/16" x 16 1/8"
---	--------------------------------

Net weight	215 lbs
------------	---------

Accessories—Included

Use and care manual, installation guide, temperature probe, 1 standard rack, 1 telescopic rack

Accessories—Optional



HEZ9YZ04UC
Side Panel Extension Kit
Stainless Steel



HEZ9TK36UC
36" Toe Kick
Stainless Steel



HEZ9LLUC
Metal Pedestal Feet
Stainless Steel



† To be fully ADA compliant, these units must be installed according to ADA guidelines. Please check current ADA requirements for guidance on installation.

Accessories: To purchase Bosch accessories, cleaners & parts please call 1-800-944-2904 (Mon to Fri 5 am to 6 pm PST, Sat 6 am to 3 pm PST).

Notes: All height, width and depth dimensions are shown in inches. BSH reserves the absolute and unrestricted right to change product materials and specifications, at any time, without notice. Consult the product's installation instructions for final dimensional data and other details prior to making cutout.

Warranties: Please see Use & Care manual or Bosch website for statement of limited warranty.

For more information on our entire line of products, go to www.bosch-home.ca or call 1-800-944-2904

© BSH Home Appliances Corporation. All rights reserved. Bosch is a registered trademark of Robert Bosch GmbH.

1/25 CA

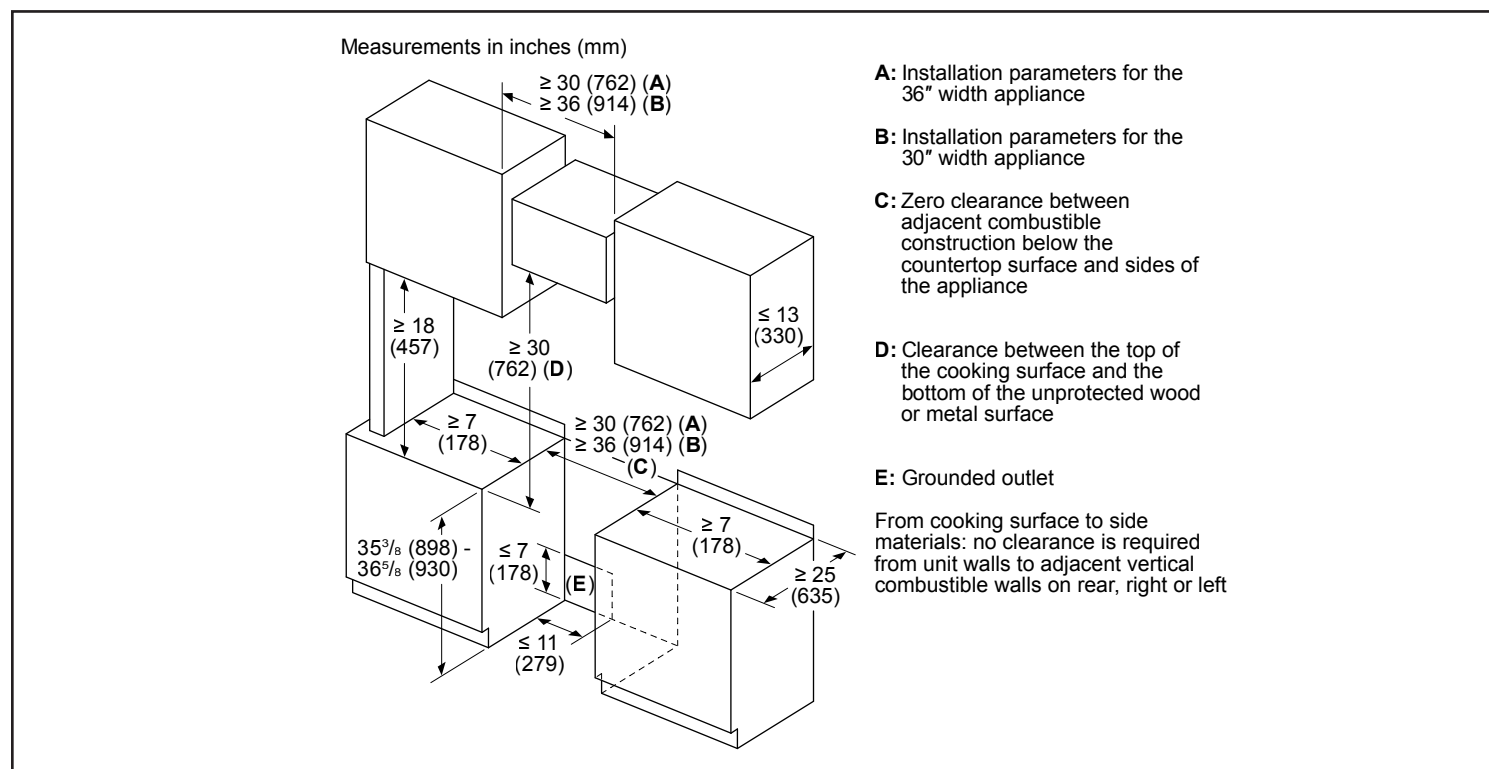
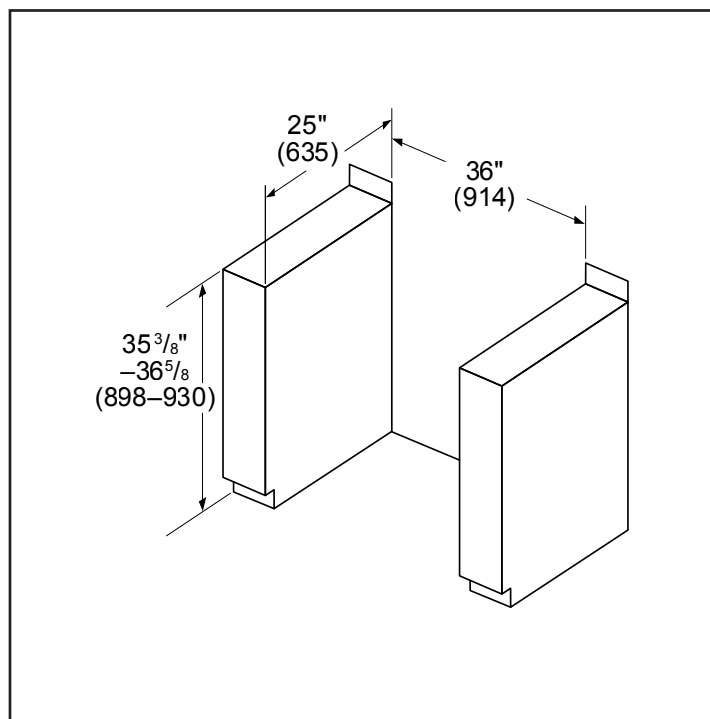
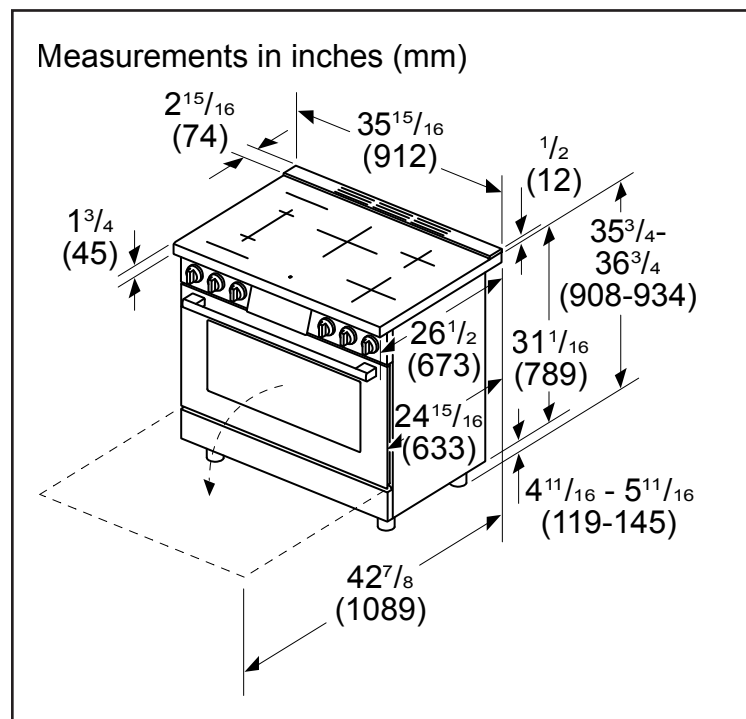
36" Industrial Style Induction Range

800 Series – Stainless Steel HIS8655C



BOSCH
Invented for life

Installation Details



Accessories: To purchase Bosch accessories, cleaners & parts please call 1-800-944-2904 (Mon to Fri 5 am to 6 pm PST, Sat 6 am to 3 pm PST).

Notes: All height, width and depth dimensions are shown in inches. BSH reserves the absolute and unrestricted right to change product materials and specifications, at any time, without notice. Consult the product's installation instructions for final dimensional data and other details prior to making cutout.

Warranties: Please see Use & Care manual or Bosch website for statement of limited warranty.

For more information on our entire line of products, go to www.bosch-home.ca or call 1-800-944-2904

© BSH Home Appliances Corporation. All rights reserved. Bosch is a registered trademark of Robert Bosch GmbH.

1/25 CA