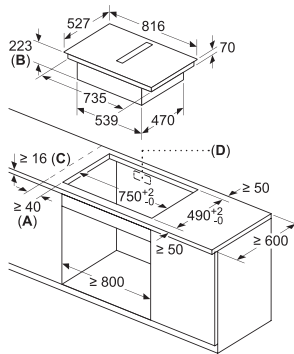





BOSCH

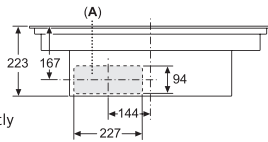
Invented for life



- A:** Minimum distance from the hob cut-out to the wall
- B:** Recessing depth
- C:** The worktop into which the hob is installed must withstand loads of approx. 60kg; suitable substructures must be used if required.
- D:** Cut-out in back panel required for pipework. Exact size and position can be taken from specific drawing.

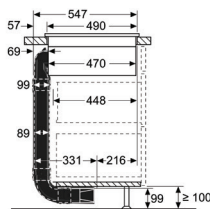
Ducted recirculation planning:

Front view



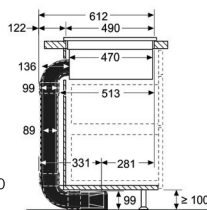
A: Connected directly at the rear

With cooktop ≥ 60 cm



* Accessory HEZ9VDKR1 required.

With cooktop ≥ 70 cm



* Accessory HEZ9VDKR0 required.



Discover more:

PXX875D67E

\$48,800

80cm Induction Hob with Integrated Ventilation Module



Performance

- 4 induction cooking zones
- 2 Extended FlexZone
- 17 stages of power setting
- 17+2 stages of ventilation power

Function

- combines best induction with best ventilation technology for perfect results

Features

Induction:

- PerfectCook: Precise temperature control prevents boiling over
- PerfectFry: Ensure perfect browning of roasted foods
- DirectSelect Premium: Direct and simple selection
- Automatic setting transfer
- MoveMode with 3 power levels
- PowerBoost: Up to 50% more power for faster heating
- PanBoost for added quickness
- 3-in-1 timer: count-up, count-down, kitchen timer

Ventilation:

- PerfectAir: fully automatic ventilation thanks to sensor technology.
- EcoSilence Drive™: powerful, efficient and quiet BLDC motor technology

Design

- SCHOTT CERAN® ceramic glass
- ComfortProfil: Bevelled front and rear with side profiles
- Can be combined with all hobs in comfort design

Safety functions

- Digital 2-stage residual heat indicator for each zone
- Small cookware detection
- Main switch
- Safety switch off
- Anti-overflow protection
- Wipe protection
- Childproof lock

Technical information

- Cooking zone output

Zone	Output (kW)	Output without booster (kW)	Dimensions (mm)
Left FlexZone	3.7	3.3	400 x 240
Right FlexZone	3.7	3.3	400 x 240
Front left	3.7	2.2	200 x 240
Front right	3.7	2.2	200 x 240
Rear left	3.7	2.2	200 x 240
Rear right	3.7	2.2	200 x 240

- Extraction / Recirculation capacity: 622/615 m³/h (EN61591)
- Total connected load: 7.4kW (220V/40A single phase or 380V/20A two-phase connection)

Dimensions:

- Appliance (H x W x D): 223* x 816 x 527 mm
- Cut out (W x D): 750 x 490 mm

*excl. glass thickness, please reserve extra 100mm beneath appliance for overflow container

Supplied accessory

- Unducted recirculation kit (4 charcoal filters with 1 slider)

Optional accessories

- Recirculating kit (HEZ9VDKR1 Price: \$1,400)
- Recirculation kit (HEZ9VDKR0 Price: \$1,400)
- PerfectCook wireless sensor (set) (HEZ39050 Price: \$1,800)
- Griddle Plate (HEZ390522 Price: \$3,800)
- Teppan Yaki (HEZ390512 Price: \$3,200)
- Induction roaster (HEZ390011 Price: \$3,000)
- Steaming rack for Induction roaster (HEZ390012 Price: \$1,030)
- System pan: 21cm (HEZ390230 Price: \$1,550)

Country of origin

- Spain

* Indent Order

Measurements in mm