

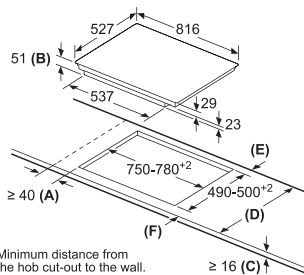


# BOSCH

Invented for life

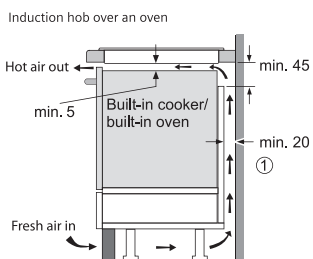
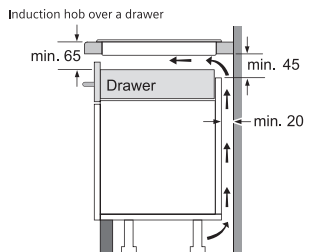
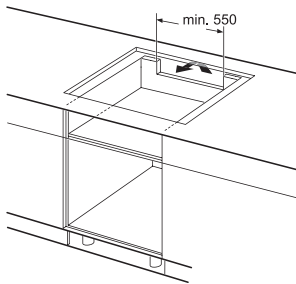


Complimentary accessory: PerfectCook sensor (HEZ39050) (Limited offer)



A: Minimum distance from the hob cut-out to the wall.  
 B: Recessed depth.  
 C: The clearance between the surface of the worktop and the top of the front of the oven must be 30 mm. See space requirements for the oven.

D	E	F
585-600	50	≥ 35
> 600	≥ 50	≥ 50



① Ventilation gap must be present

PXY875KW1E

\$38,800

80cm Extended FlexZone Hob with PerfectCook & PerfectFry



<b>Performance</b>	<ul style="list-style-type: none"> <li>4 induction cooking zones</li> <li>2 Extended FlexZone</li> <li>17 stages of power setting</li> <li>TFT-touchdisplay</li> </ul>																												
<b>Functions</b>	<ul style="list-style-type: none"> <li>QuickStart</li> <li>ReStart</li> </ul>																												
<b>Features</b>	<ul style="list-style-type: none"> <li>CruiseControl: Fresh air assured automatically – thanks to the integrated Wi-Fi module, now the hob talks to the hood*</li> <li>PerfectCook: Precise temperature control prevents boiling over</li> <li>PerfectFry: For perfect browning of roasted foods</li> <li>TFT-touchdisplay: Vivid graphics provide intuitive control</li> <li>Assist: 100+ recipes integrated to meet every needs</li> <li>Extended FlexZone: Automatically extends to fit any cookware</li> <li>Automatic setting transfer</li> <li>MoveMode with 3 power levels</li> <li>PowerBoost: Up to 50% more power for faster heating</li> <li>PanBoost for added quickness</li> <li>Energy Consumption display</li> <li>Count-down timer for each zone</li> <li>Kitchen timer</li> <li>Count-up timer for each zone</li> </ul> <p>* only with compatible hoods: DWB98PR50</p>																												
<b>Design</b>	<ul style="list-style-type: none"> <li>SCHOTT CERAN® ceramic glass</li> <li>ComfortProfil: Beveled front and rear with side profiles</li> <li>Can be combined with all hobs in comfort design</li> </ul>																												
<b>Safety functions</b>	<ul style="list-style-type: none"> <li>Digital 2-stage residual heat indicator for each zone</li> <li>Small cookware detection</li> <li>Main switch</li> <li>Safety switch-off</li> <li>Anti overflow protection</li> <li>Wipe protection</li> <li>Childproof lock</li> </ul>																												
<b>Technical information</b>	<ul style="list-style-type: none"> <li>Cooking zone output</li> </ul> <table border="1"> <thead> <tr> <th>Zone</th> <th>Output (kW)</th> <th>Output without booster (kW)</th> <th>Dimensions (mm)</th> </tr> </thead> <tbody> <tr> <td>Left FlexZone</td> <td>3.7</td> <td>3.3</td> <td>400 x 230 extendable to 300</td> </tr> <tr> <td>Front left</td> <td>3.7</td> <td>2.2</td> <td>200 x 230</td> </tr> <tr> <td>Rear left</td> <td>3.7</td> <td>2.2</td> <td>200 x 230</td> </tr> <tr> <td>Right FlexZone</td> <td>3.7</td> <td>3.3</td> <td>400 x 230 extendable to 300</td> </tr> <tr> <td>Front right</td> <td>3.7</td> <td>2.2</td> <td>200 x 230</td> </tr> <tr> <td>Rear right</td> <td>3.7</td> <td>2.2</td> <td>200 x 230</td> </tr> </tbody> </table> <ul style="list-style-type: none"> <li>Total connected load: 7.4kW (220V/40A single phase or 380V/20A three-phase connection)</li> <li>Dimensions:           <ul style="list-style-type: none"> <li>- Appliance (H x W x D): 51* x 816 x 527 mm *excl. glass thickness</li> <li>- Cut out (W x D): 750-780 x 490-500 mm</li> </ul> </li> </ul>	Zone	Output (kW)	Output without booster (kW)	Dimensions (mm)	Left FlexZone	3.7	3.3	400 x 230 extendable to 300	Front left	3.7	2.2	200 x 230	Rear left	3.7	2.2	200 x 230	Right FlexZone	3.7	3.3	400 x 230 extendable to 300	Front right	3.7	2.2	200 x 230	Rear right	3.7	2.2	200 x 230
Zone	Output (kW)	Output without booster (kW)	Dimensions (mm)																										
Left FlexZone	3.7	3.3	400 x 230 extendable to 300																										
Front left	3.7	2.2	200 x 230																										
Rear left	3.7	2.2	200 x 230																										
Right FlexZone	3.7	3.3	400 x 230 extendable to 300																										
Front right	3.7	2.2	200 x 230																										
Rear right	3.7	2.2	200 x 230																										
<b>Optional accessories</b>	<ul style="list-style-type: none"> <li>Connection strip (HEZ394301 Price: \$900)</li> <li>PerfectCook wireless sensor (set) (HEZ39050 Price: \$1,800)</li> <li>Griddle Plate (HEZ390522 Price: \$3,800)</li> <li>Teppan Yaki (HEZ390512 Price: \$3,200)</li> <li>Induction roaster (HEZ390011 Price: \$3,000)</li> <li>Steaming rack for Induction roaster (HEZ390012 Price: \$1,030)</li> <li>System pan: 21cm (HEZ390230 Price: \$1,550)</li> </ul>																												
<b>Country of origin</b>	<ul style="list-style-type: none"> <li>Spain</li> </ul>																												

Measurements in mm