



BOSCH

Invented for life

accent | **line**

Built-in appliances that stand out.

accent | line

accent|line impresses with modern design. Carbon Black elements are discreetly incorporated, such as the handle and operating ring, adding an extra premium feel.

At the same time, the high-quality stainless steel control ring, creates a visual relationship between the appliances, thus enabling the perfect design match.

This new elegant design of Carbon Black has already been awarded two design prizes.





Scan here to
download your
digital copy



Superior cooking with a superior look.

TFT Touch display

Easy to operate thanks
to the control ring with
text and images/icons.

Steam cooking

For gentle and healthy
food preparation.

Added Steam function


Makes foods crispy on the
outside and juicy on the inside.

PerfectRoast Plus meat probe

Lets you know when your roast is perfectly tender
and how many minutes you still need to wait.

PerfectBake Plus sensor

Automatically adjusts baking settings and tells you
exactly when to remove dishes from the oven.





Cake

Small baked
items

Biscuits



Cake, bread
Selection

Bread &
bread rolls

Savoury cakes,
quiche



start



stop

Bosch Assist

Automatically sets the optimal cooking mode, temperature, and time for countless dishes.

Microwave function

For fast warming of food or use in combination with convection for quick cooking.

Meet our new hero model with top of the range features.



Added Steam function

Say Goodbye to taking moisture into your own hands, no more using too much or too little water at the wrong stage of the cooking process. Thanks to the Bosch Added Steam function, dishes such as breads and roasts become crispy on the outside and juicy on the inside. Vegetables stay crisp, poultry and fish become juicy and tender.



Microwave function

For fast warming of food or use in combination with convection for quick cooking. Heat up your dishes using the microwave function with up to 800 watts and a choice of five power levels.



Bosch Assist

This advanced sensor technology offers an extensive menu of food categories that help create your perfect meal. Simply select the desired dish, press start and your oven automatically sets the ideal heating mode, temperature and length of time, monitoring and modifying the cooking as required.



PerfectRoast Plus Meat Probe

Achieve the perfect roast lamb, Christmas turkey, stuffed meats and fish. The PerfectRoast Plus meat probe measures in three spots to accurately determine the meat's core temperature before calculating the residual cooking time. Thanks to artificial intelligence you will be told the time remaining until your roast is cooked to perfection.



The trifecta of cooking.



HNG8764C7



Intelligent combination of convection heating, microwave functionally and Added Steam in one appliance – versatile and powerful cooking.

And thanks to the pyrolytic self-cleaning function, cleaning is a breeze.

60cm Ovens

Serie | 8



HomeConnect



HomeConnect



HomeConnect



HNG8764C7 **Pyrolytic Oven** **with Microwave and Added Steam**

Key Features

- ▶ TFT Touch Graphic Display
- ▶ 18 heating modes
- ▶ 67 litres (net) capacity
- ▶ Bosch Assist
- ▶ Pyrolytic self-cleaning
- ▶ 1 level telescopic rail (pyro proof)
- ▶ SoftMove door
- ▶ PerfectRoast Plus meat probe
- ▶ PerfectBake Plus baking sensor
- ▶ Added Steam function
- ▶ Microwave function (800W)
- ▶ Home Connect

Supplied accessories

- ▶ 1 wire rack
- ▶ 1 universal pan
- ▶ 1 grill tray

HSG856XC7 **EcoClean Direct Oven** **with Full Steam and Added Steam**

Key Features

- ▶ TFT Touch Graphic Display
- ▶ 17 heating modes
- ▶ 71 litres (net) capacity
- ▶ Bosch Assist
- ▶ EcoClean Direct (ceiling, rear & side walls)
- ▶ 3 level telescopic rails
- ▶ SoftMove door
- ▶ PerfectRoast Plus meat probe
- ▶ PerfectBake Plus baking sensor
- ▶ Full Steam & Added Steam function
- ▶ Home Connect

Supplied accessories

- ▶ 1 wire rack
- ▶ 1 universal pan
- ▶ 1 grill tray
- ▶ 1 non-perforated steam tray
- ▶ 2 perforated steam trays

HRG8769C7 **Pyrolytic Oven** **with Added Steam**

Key Features

- ▶ TFT Touch Graphic Display
- ▶ 17 heating modes
- ▶ 71 litres (net) capacity
- ▶ Bosch Assist
- ▶ Pyrolytic self-cleaning
- ▶ 3 level telescopic rails (pyro proof)
- ▶ SoftMove door
- ▶ PerfectRoast Plus meat probe
- ▶ PerfectBake Plus baking sensor
- ▶ Added Steam function
- ▶ Home Connect

Supplied accessories

- ▶ 1 wire rack
- ▶ 1 universal pan
- ▶ 1 grill tray

Dimensions (HxWxD) 595 x 594 x 548mm



HBG8755C0 **Pyrolytic Oven**

Key Features

- ▶ TFT Touch Symbol Display
- ▶ 13 heating modes
- ▶ 71 litres (net) capacity
- ▶ AutoPilot 10
- ▶ Pyrolytic self-cleaning
- ▶ 3 level telescopic rails (pyro proof)
- ▶ SoftMove door

Supplied accessories

- ▶ 1 wire rack
- ▶ 1 universal pan
- ▶ 1 grill tray

Dimensions (HxWxD)
595 x 594 x 548mm



on




off

menu



Meal
Chicken





Cooking in the
best of company.

Lots of enjoyment in a small space.

Built-in coffee machine

Bosch barista technology at the touch of a button for the fullest aroma and perfect crema.

Warming drawer

For keeping plates or food warm, slow cooking, defrosting, dough proving, or drying fruit.





Compact ovens

The perfect solution for people with smaller kitchens and bigger ideas. Bosch compact ovens are ideal for installation in high cupboards and offer a full range of features.

 **BOSCH**

 **BOSCH**

 **BOSCH**

 **BOSCH**

45cm Compact appliances

Serie | 8



Home Connect



CMG8764C7 Pyrolytic Combination Microwave Oven

Key Features

- ▶ TFT Touch Graphic Display
- ▶ 14 heating modes
- ▶ 45 litres (net) capacity
- ▶ Bosch Assist
- ▶ Pyrolytic self-cleaning
- ▶ 1 level telescopic rail (pyro proof)
- ▶ Microwave function (900W)
- ▶ SoftMove door
- ▶ PerfectRoast Plus meat probe
- ▶ PerfectBake Plus baking sensor
- ▶ Home Connect

Supplied accessories

- ▶ 1 wire rack
- ▶ 1 universal pan

Dimensions (HxWxD) 455 x 594 x 548mm



CMG836NC1 EcoClean Direct Combination Microwave Oven

Key Features

- ▶ TFT Touch Graphic Display
- ▶ 14 heating modes
- ▶ 45 litres (net) capacity
- ▶ Bosch Assist
- ▶ EcoClean Direct (rear wall)
- ▶ 1 level telescopic rail
- ▶ Microwave function (900W)
- ▶ SoftMove door

Supplied accessories

- ▶ 1 wire rack
- ▶ 1 universal pan



Home Connect



CTL836EC6 Built-in Coffee Machine

Key Features

- ▶ TFT Touch Graphic Display
- ▶ My Coffee 8 – save 8 favourites
- ▶ OneTouch preparation
- ▶ AromaDouble Shot – Extra-strong coffee with less bitterness
- ▶ SilentCeram Drive: Quiet, premium ceramic grinder
- ▶ SensoFlow system – fast heating
- ▶ AutoMilk Clean
- ▶ Home Connect

Supplied accessories

- ▶ Insulated milk container, assembly screws, connection hose for milk frother, milk pipe, scoop, test strip, water filter cartridge

Dimensions (HxWxD)
455 x 594 x 375mm

Warming drawer



BIC830NC0 **Warming Drawer**

Key Features

- ▶ 20 litre net capacity
- ▶ 40°C to 80°C temperature control
- ▶ Push-pull mechanism
- ▶ Fully extendable telescopic drawer
- ▶ Easy to clean ceramic-glass base element
- ▶ Suitable for: plate warming, keep warm, slow cooking, defrost and proving dough

Dimensions (HxWxD)
140 x 594 x 548mm



Illuminated cooking zones

Only when switched on, red LEDs enable the illumination of the cooking zones. Thus, you can easily recognise which part of the zone is active.

DirectSelect Premium

Intuitive operation allows you to select cooking zones with ease and directly set the desired temperature for each zone.

PerfectCook sensor

Prevents foods from boiling over or overcooking thanks to precise temperature control.

PerfectFry sensor

Fried food is perfectly browned thanks to sensor control on the individual power levels.





Decorative LED illumination

For atmospheric lighting in your kitchen.
Choose your favourite colour via the
Home Connect app.

Seamless Design

Perfect design match of GlassDraft
module and FlexInduction cooktop.

PerfectAir sensor

Automatically detects cooking
intensity and adjusts power level.

GuidedAir

Perfect extraction performance
regardless of pot height and
pot position.

Lights up your day.

FlexInduction cooktop



PXY898DX6E 80cm FlexInduction Cooktop

Key Features

- ▶ 4 Induction Zones: 2 FlexInduction zones + extended FlexZone
- ▶ 17 power levels
- ▶ DirectSelect Premium touch controls
- ▶ PerfectCook sensor – prevents over-boiling
- ▶ PerfectFry sensor with 5 automatic frying programs
- ▶ PowerBoost for each zone
- ▶ Energy consumption display
- ▶ MoveMode 3 automatic power levels
- ▶ Cook to Hood control (with DDW88MM66)
- ▶ Home Connect
- ▶ Zonelight – illuminated cooking zones

Dimensions (HxWxD)

51 x 816 x 527mm



Home Connect



Expanded FlexInduction creates two FlexZones for pots up to 30cm in diameter or 40cm long pans. This is done using unique technology to combine zones into one large cooking area providing even heating across the entire FlexZone.



PerfectCook sensor automatically controls and regulates pot temperatures during cooking, preventing overcooking and boiling over. Simply attach to the pot using the silicone patch. The PerfectCook sensor will maintain the desired temperature by sending information to the cooktop.



Cook to Hood

Control the GlassDraft module via your cooktop. When the cooktop is turned on, ventilation automatically switches on and thanks to PerfectAir, automatically extracts at the correct power level. If preferred, the GlassDraft can be controlled manually.

GlassDraft ventilation

Installation accessories


Sold separately




DSZ1WW1I6
Recirculation kit with CleanAir Plus filter
for recirculation mode installation



DSZ1WW1J1
Regenerative Long Life filter



DSZ1WW1M1
Remote motor installation kit – install motor
up to 3m away from ventilation unit



DSZ8WW1Y2
Mounting kit for seamless
installation



DDW88MM66 **80cm GlassDraft – Integrated Downdraft Ventilation**

Key Features

- ▶ 3 Speed levels + 2 intensive settings
- ▶ 775m³/h maximum extraction capacity (intensive setting)*
- ▶ GuidedAir: perfect extraction performance
- ▶ EcoSilence Drive motor
- ▶ Whisper quiet: 50dB at max. normal mode**
- ▶ Retractable glass panel with LED illuminated edges
- ▶ PerfectAir sensor
- ▶ Dishwasher safe metal grease filters
- ▶ Automatic run-on time of 10mins
- ▶ Cook to Hood control (with PXY898DX6E)
- ▶ Home Connect
- ▶ Metal soft-touch controls with LED indicators
- ▶ Ducted or recirculation mode installation possible

Dimensions (HxWxD)
709 x 816 x 140mm

Not compatible with gas cooktops. Refer to GlassDraft brochure for full overview and specifications including technical diagrams and ducting elements.

**Extraction rate according to EN 61591 ø15cm **Noise level according to EN 60704-3 exhaust air*

Scan for
GlassDraft
installation
brochure



Dishwasher



Home Connect

SBT8ZD801A

XXL TallTub Fully-integrated Dishwasher

Key Features

- ▶ 14 place settings
- ▶ 4 star energy rating
- ▶ 5 star WELS water rating
- ▶ Zeolith Drying Technology
- ▶ Door OpenAssist
- ▶ High definition TFT display screen
- ▶ Extra Clean Zone
- ▶ Very quiet: only 42dB
- ▶ Extra Space 3rd basket: redesigned top basket
- ▶ EmotionLight
- ▶ Gap Illumination
- ▶ Ball bearing wheels on all levels
- ▶ Home Connect

Dimensions (HxWxD)

865 x 598 x 550mm

Door panel not included

Zeolith Drying Technology

Absorbs moisture and converts it to heat using the natural mineral Zeolite. This results in a quicker and more efficient dry.

Gap Illumination



Operation is so quiet (42dB) we've added a discreet light in the cabinetry gap to let you know when the program is still running.

Redefine dishwashing, with accent |line.

EmotionLight

Internal lighting for increased visibility.

Door OpenAssist

The dishwasher can be opened even without a handle.

VarioHinge

Ensures minimum gap between cabinetry for a seamless look as well as flexibility to install at a higher level.





Smart today. Smart tomorrow.

With Home Connect, it's easy to control and monitor your Bosch home appliances via the Home Connect app on your smartphone or tablet, no matter where you happen to be. Home Connect is constantly being enhanced with new partnerships, helpful functions, and useful services. So the home appliance you buy today is already equipped for a smart future.



**Scan to learn more
about Home Connect**

URL: <https://www.bosch-home.com.au/experience-bosch/home-connect>

