



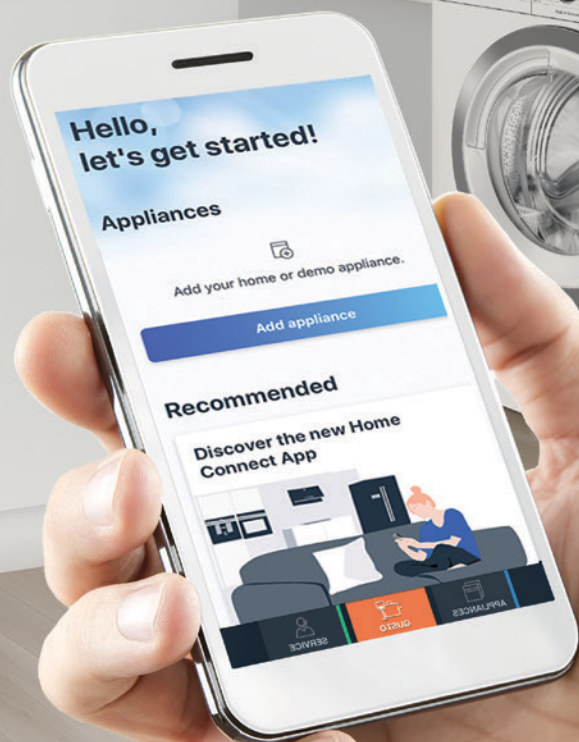
BOSCH

Invented for life

Master your day, in your own way.

Discover the connected suite of
appliances powered by Home Connect.

www.bosch-home.com/ae



CONNECTED BY

Home Connect

*Based on a survey conducted by Kantar in 2019. Source: Kantar Branding & Strategy, 2019.

Welcome to a connected life.

At Bosch, we believe that a smart home is one that's built around you and your needs. That's why we've designed a new range of appliances that work seamlessly together to bring convenience to your home – made possible with Home Connect. With just an app on your smartphone or tablet, you can now remotely control and monitor your appliances at home, leaving you with more time to spend on more important things: like spending quality time with the ones you love.



Master your day, in your own way.

You know the feeling when some days just go your way? That's the philosophy behind Bosch appliances with Home Connect. Now you can intelligently manage and organize household tasks through the simple convenience of the Home Connect ecosystem.



Connectivity, for your kind of control.

Whether you want to simplify daily tasks, set your chores on auto pilot, or take the worry out of everyday life, with Home Connect, the day becomes yours.



Peace of mind

Because sometimes you just want the reassurance that nothing can go wrong.



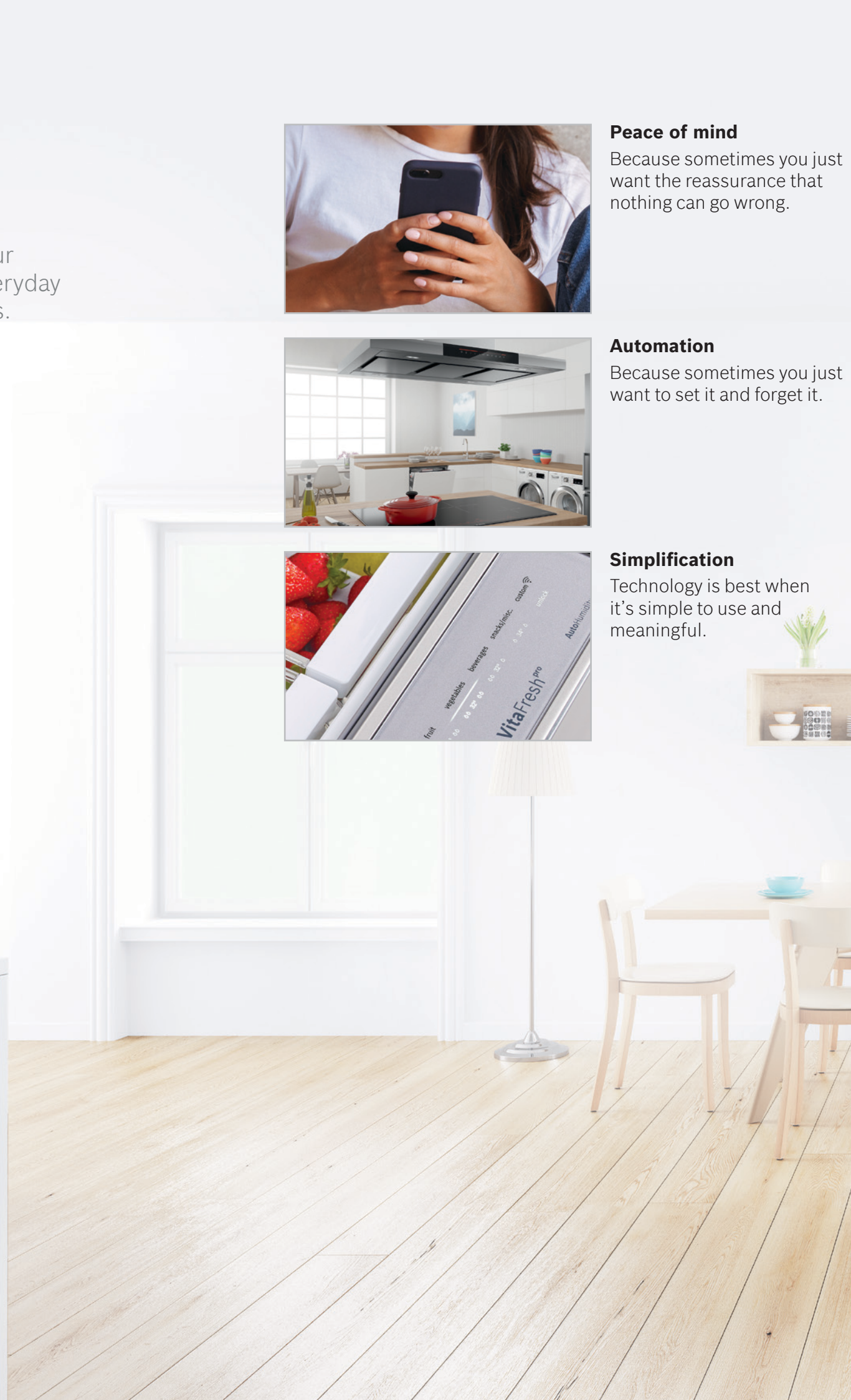
Automation

Because sometimes you just want to set it and forget it.



Simplification

Technology is best when it's simple to use and meaningful.



Keep an eye on things even when you're not home.

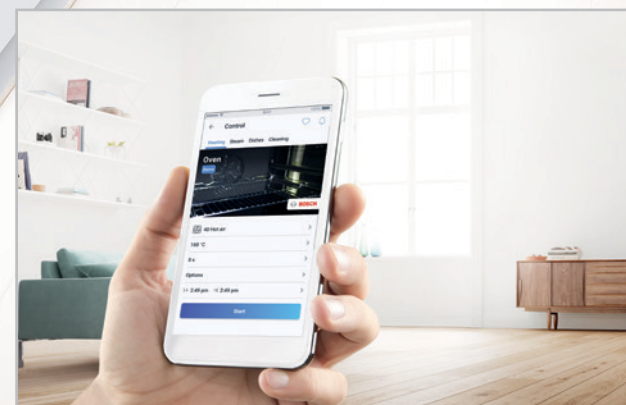
You shouldn't have to feel tied down at home when using your Bosch appliances. From your oven to dishwasher, washer to dryer, remotely monitor your Bosch appliances with Home Connect from the office, the soccer field, or anywhere else.*

 Your washing cycle is done.

Focus on the things that matter, and we'll take care of the rest.

In small, helpful ways, Home Connect can help take your mind off things. Home Connect will send a notification to your phone if you accidentally left the refrigerator door ajar. Or get help when something goes wrong. With Remote Diagnostics you can get your appliances back up on running quicker – because we know you have more important things to do than spend your afternoon troubleshooting appliances.

 Did I turn my oven off?



*Connectivity and speed vary based on network and Wi-Fi levels.

Peace of mind.

Ever wonder if you left the oven or cooktop on? Or if the fridge door is still open? With the Home Connect app, simply check-up on your appliances with your smartphone from wherever you are.* You can also turn your smart appliances on or off with Home Connect whenever you want, so you always have control over your appliances when you're not there.

What's easier than the touch of a button? No button at all.

With Bosch home appliances and Home Connect, you can preheat the oven, check the status of your dinner, start the dishwasher, or serve up a cappuccino all at your own convenience and from anywhere you are via the app. Because life should be this easy.

In a hurry to get dinner on the table? Preheat from anywhere.

With remote preheat, you can conveniently start your oven from anywhere, saving you time and hassle at home.





It's 7:30 am. Turning On.
Ready to brew a flat white.



What's for dinner?
We think we've found
an answer.

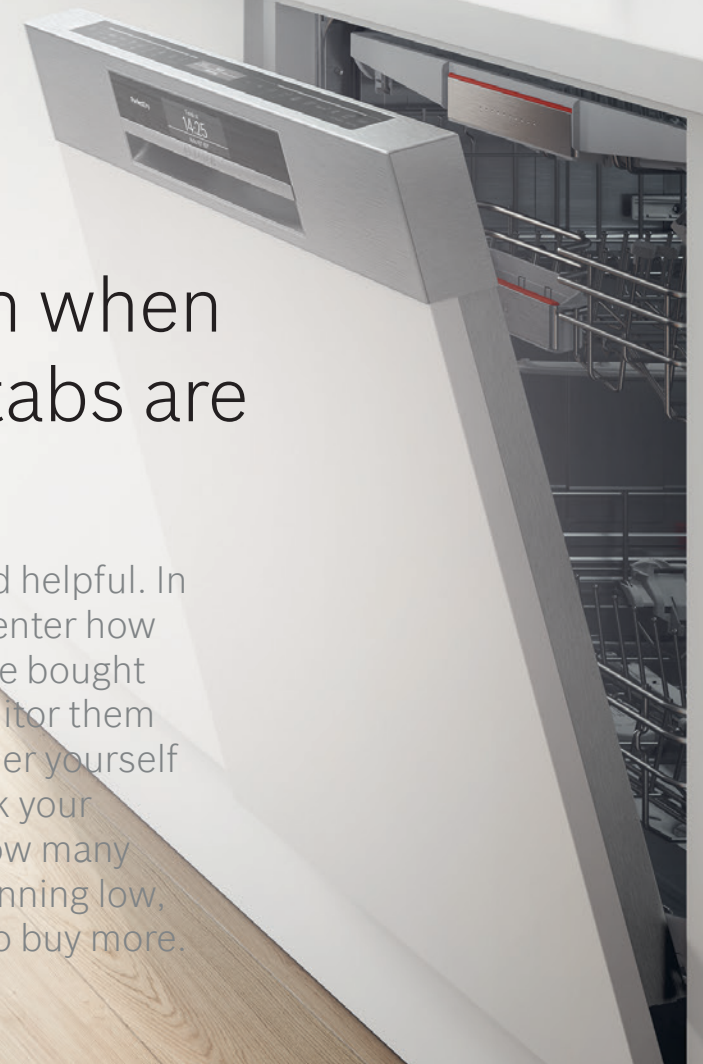
Spend less time thinking about what's for dinner, and more time getting inspired. Discover a host of delicious, easy recipes conveniently located in the Home Connect app.



5 Dishwasher tabs remaining.

Get a notification when the dishwasher tabs are running out.

The tab counter is convenient and helpful. In your Home Connect app, simply enter how many dishwasher tablets you have bought and get the tablet counter to monitor them – whether you start the dishwasher yourself or via the app. You can then check your smartphone at any time to see how many tablets you have left. If you are running low, you are automatically reminded to buy more.



Connected refrigerators.

The Home Connect app allows you to remotely monitor and control your Bosch refrigerator from your smartphone. Control the temperature from wherever you are – for the ultimate convenience.*



Door-ajar notifications

Receive a notification on your phone should you accidentally leave your refrigerator door open for an extended time.



Remote diagnostics

Should you ever encounter a problem, the Bosch customer service team can use remote diagnostics to connect to your refrigerator, helping you find a solution quickly.



Connected dishwashers.

From remote monitoring, to cycle status notifications, to running diagnostics from the comfort of your home, the Home Connect app allows you to remotely monitor and control your Bosch dishwasher from your smartphone for greater convenience.



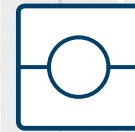
Remote monitoring

The Home Connect app can notify you once your dishwasher's cycle is complete, so you'll know when it's ready to be unloaded.



Leak protection

In the rare event a leak should occur, your Bosch connected dishwasher will immediately send an alert on your smartphone ensuring a little problem doesn't become a bigger one.



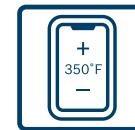
The dishwasher that keeps count for you.

The Tab-Count feature on the Home Connect app tracks your consumption and informs you via a push notification when you're down to your last five tablets according to your last purchase.



Connected cooking.

Let Home Connect enhance the experience of cooking. From preheating your oven from the office, to never needing to manually adjust your hood vent, to discovering new recipes — then cooking them to perfection.



Remote preheat

Get meals on the table sooner and be efficient with your time using remote preheat. Preheat your oven from anywhere* using the Home Connect app so the oven is ready to cook when you are.



Automatic cooktop-hood control

Home Connect enabled hoods automatically activate when the cooktop is turned on and adjust the blower speed to match the level of heat detected while cooking.



World of recipes

Access a world of healthy, delicious recipes from the Home Connect app, then send the appropriate settings straight to your wall oven.

Connected coffee.

Coffee lovers will appreciate all the ways Bosch coffee machines with Home Connect elevate the art of at-home coffee. Have guests over? Send a playlist of drinks to your machine. Feel like sleeping in? Start brewing your latte from bed. Bosch coffee machines with Home Connect is like having your own personal barista – only better.



Remote brewing

The Home Connect app lets you order coffee from anywhere*, using your smartphone. So now it's easier than ever to start your mornings off right.



CoffeeWorld

The Bosch built-in coffee maker allows you to access the world of coffee without leaving your kitchen. With CoffeeWorld, explore different brew variations from around the globe. Order directly from the Home Connect app to have your coffee freshly made when you get home.



Coffee playlist

Take the hard work out of entertaining with a Bosch connected coffee machine. You can program customized coffee and tea beverages for all your guests. So while you're busy entertaining, your coffee machine is brewing the perfect cup. When it's finished, the coffee machine will alert you on the app.



*Connectivity and speed vary based on network and Wi-Fi levels.

Connected laundry.

Bosch appliances with Home Connect allow you to control your laundry, rather than the other way around. Specify the time you need your favorite pair of jeans to be done, take the guesswork out of selecting the right cycle, and start your washer or dryer from anywhere.* Home Connect can even help you select the right programme to remove chocolate.



EasyStart

Thanks to Home Connect, you don't have to guess which setting to select for your clothes. EasyStart recommends the best programme based on the types of clothes you select in the app.



Remote monitoring

With Home Connect, your device can send you status updates, including when a cycle is complete, so you can master your day.



Energy usage

Home Connect provides energy and water consumption information for each laundry programme to stay on top of your energy and water consumption.



*Connectivity and speed vary based on network and Wi-Fi levels.

Connected appliances.



	Serie 6 Fridge/Freezer Combination KGN56HI30M	Built-In Wall Chimney Hood DWF97RV60B
Description	Product name/family: Bottom Freezer, Nofrost	Installation typology: Wall-mounted
	-	Type of control: Electronic
	Type of control setting and signalling devices: Economy setting / Holiday mode, Super setting for freezer, Super setting fridge, Temperature display fridge, Temperature for freezer, Warning function freezer sect., Warning signal door open, Warning signal for malfunction	Type of control setting and signalling devices: 2x7-Segment, LED, TouchControl
	-	Type of automatic control devices: Air quality sensor
	-	Number of speed settings: 3-stage + 2 intensive
	-	Maximum output air extraction (m3/h): 394
	Total unit gross capacity (l): 559	Noise level (dB): 57
	Total unit net capacity (l): 505	Height of the product (mm): 1019-1289/1079-1349
	Refrigerator gross capacity (l): 417	Width of the product (mm): 890
	Freezer gross capacity (l): 142	Depth of the product (mm): 263
	Star rating: 3	Filter system: Rim ventilation
	Country of origin: TR	Type of motor: BLDC for ventilation
	Highlights: Camera in cooling compartment, EcoMode, VitaFresh plus, VitaFresh plus 0 degree, NoFrost, AirFresh filter, EasyAccess Shelf, MultiAirflow system, BigBox, SuperCooling, TouchControl, VarioZone	Country of origin: DE
Home Connect: Camera inside fridge	Connectivity type: Wi-Fi	
Home Connect: Remote update for maintenance	Home Connect: Remote monitoring and control	

Connected appliances.



	Serie 8 Built-In Fully Automatic Coffee Machine CTL636ES6	Serie 8 Built-In Oven HBG6764S6M
Description	Display panel: Touch - TFT display	Connection rating (W): 3600
	Number of programmes: 9	Timer: Yes
	List of programmes: Caffe Latte, Cappuccino, Coffee, Espresso, Espresso Macchiato, Hot water, Latte Macchiato, Ristretto, Warm milk	Number of heating modes: 13
	Connection rating (W): 1600	Cooking method: Bottom heat, Conventional heat, Defrost, Full width grill, Half width grill, Hot Air-Eco, Hot air grilling, Low temperature cooking, Pizza setting, Pre-heating, 4D hot air, Warming
	One-touch function for: Cappuccino, Espresso Macchiato, Latte Macchiato, Personalised milk mix beverage, White coffee	Safety device: Childproof lock, Residual heat indicator, Safety switch-off function oven, Start button
	Material of grinder: Ceramic	Integrated cleaning system: Pyrolytic
	Milk container present: Yes	Dimensions of the product (mm): 595 x 594 x 548
	Capacity of water container (l): 2.4	Electronic functions: Actual temperature display, autom. Temperature proposal, Heating-up control, Sabbath function
	Capacity of milk container (l): 0.50	Pull-out system: 1 level telescopic rail
	Capacity of bean container (g): 500	-
	Pump pressure (bar): 19	-
	Dimensions of the product (mm): 455 x 594 x 375	-
	Required niche size for installation (HxWxD) (mm): 449 x 558 x 356	-
	Available languages display: Arabic, Chinese, Czech, Danish, Dutch, English, Finnish, French, German, Greek, Italian, Norwegian, Polish, Portuguese, Russian, Slovenian, Spanish, Swedish, Turkish, Ukrainian	-
	Optional accessories: TCZ7003, TCZ8001N, TCZ8002N, TCZ8004, TCZ8009N	Connectivity type: Wi-Fi
	Country of origin: SI	Country of origin: DE
Highlights: Intelligent heater inside, AromaDouble shot, 8 favourite beverages, Ceramic grinder	Highlights: ActiveClean, Childproof lock, Fast pre-heating function	
Home Connect features	Home Connect features: iService remote, Remote monitoring and control	

	Serie 8 Built-In Fully Integrated Dishwasher SMV88TX46M	Serie 8 Freestanding Dishwasher SMS88TI46M
Number of place settings	14	14
Number of programmes	8	8
List of programmes	Auto 45-65°C, Economy, Glass, Intensive, Night programme, Pre-rinse, Quick wash 15, Quick wash 45	Auto 45-65°C, Economy, Glass, Intensive, Night programme, Pre-rinse, Quick wash, Short
Number of options	6	6
Additional options	Extra dry, Half load, HygienePlus, Machine care, Remote start, VarioSpeedPlus	Extra dry, Half load, HygienePlus, Machine care, Remote start, VarioSpeedPlus
Drying system	Heat exchanger, Zeolith®	Heat exchanger, Zeolith®
Noise level (dB)	42	42
Star rating (ESMA)	Energy - 5 stars Water - 4 stars	Energy - 5 stars Water - 4 stars
Water consumption (l)	9.0	9.0
Dimensions of the product (HxWxD) (mm)	815 x 598 x 550	-
Required niche size for installation (HxWxD) (mm)	815-875 x 600 x 550	-
Country of origin	DE	DE
Highlights	TFT display, TimeLight, VarioDrawer, Zeolith®	TFT display, VarioDrawer, Zeolith®, Home Connect, Emotion light
Home connect features	Remote diagnosis, Easy start, Remote monitoring and control, Tab counter, Energy management	Remote diagnosis, Easy start, Remote monitoring and control, Tab counter, Energy management

Connected appliances.



	Serie 4 Freestanding Dishwasher SMS4HMI26M	Serie 4 Freestanding Dishwasher SMS4HMW26M
Number of place settings	13	13
Number of programmes	6	6
List of programmes	Auto 45-65°C, Delicate, Eco, Intensive, Quick	Auto 45-65°C, Delicate, Eco, Intensive, Quick
Number of options	5	5
Additional options	Extra rinse, Half load, HygienePlus, Machine care, Remote start	Extra rinse, Half load, HygienePlus, Machine care, Remote start
Drying system	Heat exchanger	Heat exchanger
Noise level (dB)	44	44
Star rating (ESMA)	Energy - 4 stars Water - 4 stars	Energy - 4 stars Water - 4 stars
Water consumption (l)	10.1	10.1
Dimensions of the product (HxWxD) (mm)	845 x 600 x 600	845 x 600 x 600
Required niche size for installation (HxWxD) (mm)	-	-
Country of origin	TR	TR
Highlights	VarioDrawer, VarioFlex	VarioDrawer, VarioFlex
Home Connect features	Remote diagnosis, Easy start, Remote monitoring and control, Tab counter	Remote diagnosis, Easy start, Remote monitoring and control, Tab counter

	Serie 6 Freestanding Dishwasher SMS6ECI38M	Serie 6 Freestanding Dishwasher SMS6ECW38M	Serie 6 Freestanding Dishwasher SMS6HMI27M	Serie 8 Freestanding Dishwasher SMS8ZDI48M
Number of place settings	13	13	13	13
Number of programmes	8	8	7	8
List of programmes	Auto 45-65°C, Delicate, Eco, Intensive, Quick, Silence	Auto 45-65°C, Delicate, Eco, Intensive, Quick, Silence	Auto 45-65°C, Delicate, Eco, Intensive, Quick	Auto 45-65°C, Delicate, Eco, Intensive, Quick, Silence
Number of options	6	6	6	6
Additional options	Half load, HygienePlus, Machine care, Remote start	Half load, HygienePlus, Machine care, Remote start	Half load, HygienePlus, Intensive Zone, Machine care, Remote start	Extra dry, Half load, HygienePlus, Machine care, Remote start
Drying system	Heat exchanger + drying assist	Heat exchanger + drying assist	Heat exchanger	Heat exchanger, Zeolith
Noise level (dB)	42	42	44	42
Star rating (ESMA)	Energy - 5 stars Water - 5 stars	Energy - 5 stars Water - 5 stars	Energy - 4 stars Water - 4 stars	Energy - 5 stars Water - 4 stars
Water consumption (l)	7.4	7.4	10.1	10.4
Dimensions of the product (HxWxD) (mm)	845 x 600 x 600	845 x 600 x 600	845 x 600 x 600	845 x 600 x 600
Required niche size for installation (HxWxD) (mm)	-	-	-	-
Country of origin	DE	DE	TR	DE
Highlights	VarioDrawer	VarioDrawer	VarioDrawer	Zeolith®
Home Connect features	Remote diagnosis, Easy start, Remote monitoring and control, Tab counter	Remote diagnosis, Easy start, Remote monitoring and control, Tab counter	Remote diagnosis, Easy start, Remote monitoring and control, Tab counter	Remote diagnosis, Easy start, Remote monitoring and control, Tab counter

Connected appliances.



	Serie 4 Built-in Fully Integrated Dishwasher SMV4HMX26M	Serie 8 Built-in Fully Integrated Dishwasher SMV8ZDX48M
Number of place settings	13	13
Number of programmes	6	8
List of programmes	Auto 45-65°C, Delicate, Eco, Intensive, Quick	Auto 45-65°C, Delicate, Eco, Intensive, Quick, Silence
Number of options	5	6
Additional options	Half load, HygienePlus, Intensive zone, Machine care, Remote start	Extra dry, Half load, HygienePlus, Machine care, Remote start
Drying system	Heat exchanger	Heat exchanger, Zeolith®
Noise level (dB)	44	42
Star rating (ESMA)	Energy - 4 stars Water - 4 stars	Energy - 5 stars Water - 4 stars
Water consumption (l)	10.1	10.4
Dimensions of the product (HxWxD) (mm)	815 x 598 x 550	815 x 598 x 550
Required niche size for installation (HxWxD) (mm)	815-875 x 600 x 550	815-875 x 600 x 550
Country of origin	TR	DE
Highlights	VarioDrawer, VarioFlex	Zeolith®
Home Connect features	Remote diagnosis, Easy start, Remote monitoring and control, Tab counter	Remote diagnosis, Easy start, Remote monitoring and control, Tab counter

Connected appliances.



	Serie 6 Washing Machine WAL28PH0GC	Serie 6 Washing Machine WAL28PH0GC
Type	Front loading, full size	Front loading, full size
Color / Material body	White	White
Capacity	10 kg	10 kg
Maximum spin speed (rpm)	1400	1400
Energy star rating (ESMA)	3 Stars	3 Stars
Country of origin	TR	TR
Highlight features	Home Connect, ActiveOxygen, EcoSilence Drive, SpeedPerfect, AquaStop, Interior drum light	Home Connect, ActiveOxygen, EcoSilence Drive, SpeedPerfect, AquaStop, Interior drum light
List of programmes	Cottons Eco 60-40 Cotton colour Easy care Delicates/Silk Wool Further Rinse Spin/Drain Super 30/'15' Duvet AllergyPlus Drum clean Refresh active oxygen	Cottons Eco 60-40 Cotton colour Easy care Delicates/Silk Wool Further Rinse Spin/Drain Super 30/'15' Duvet AllergyPlus Drum clean Refresh active oxygen
List of options	Active oxygen Temparture selection Spin speed selection Rinse plus Prewash Easy iron Child lock SpeedPerfect Ready in Remote start Start/Reload	Active oxygen Temparture selection Spin speed selection Rinse plus Prewash Easy iron Child lock SpeedPerfect Ready in Remote start Start/Reload


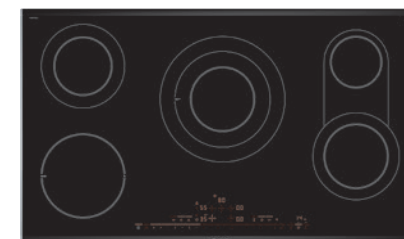

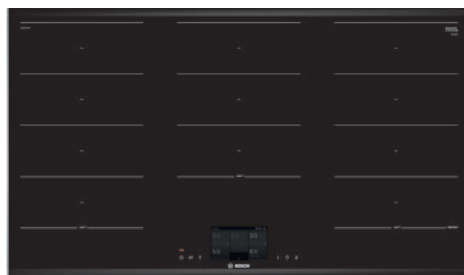
Connected appliances.



	Serie 8 Washing Machine WAV28KH0GC	Serie 8 Washing Machine WAV28KHXGC
Load size (kg)	9	9
Max spin speed (rpm)	1400	1400
i-Dos	Yes	Yes
Drum structure	WaveDrum	WaveDrum
Motor type	BLDC	BLDC
List of programmes	Cottons, Cottons eco, Easy care, Quick/Mixed 59', Delicate/Silk, Wool, Rinse, Spin/Drain, Drum clean, Super 15'/30', AllergyPlus, Shirts, Duvet, Automatic	Cottons, Cottons eco, Easy care, Quick/Mixed 59', Delicate/Silk, Wool, Rinse, Spin/Drain, Drum clean, Super 15'/30', AllergyPlus, Shirts, Duvet, Automatic
Additional features	SpeedPerfect, Intensive plus, Prewash, Extra rinse, Reload, Remote start	SpeedPerfect, Intensive plus, Prewash, Extra rinse, Reload, Remote start
Star rating (ESMA)	Energy - 3 stars Water - 2 stars	Energy - 3 stars Water - 2 stars
Country of origin	DE	DE
Home Connect	Yes	Yes
Dimensions (HxWxD) (mm)	848 x 598 x 590	848 x 598 x 590
Highlights	i-Dos, Home Connect, EcoSilence Drive, SpeedPerfect, WaveDrum, Reload, Drum light, AllergyPlus	i-Dos, Home Connect, EcoSilence Drive, SpeedPerfect, WaveDrum, Reload, Drum light, AllergyPlus
Home Connect features	Remote monitoring and control	Remote monitoring and control

	Serie 8 Tumble Dryer WTX88RH9GC	Serie 8 Tumble Dryer WTWH7560GC
	9	9
	-	-
	-	-
	-	-
	-	-
	Cottons, Easy care, Mixed load, Delicate/Silk, Wool in basket, Time programme warm, Smart dry, AllergyPlus, Super 40', Towels, Sportswear, Down wear, Duvet, Shirts	Cottons, Easy care, Mixed load, Delicate, Wool in basket, Time programme cold/warm, AllergyPlus, SuperQuick 40', Towels, Sportswear, Down wear, Duvet, Shirts/Business
	Remote start, Drying aim, Adjust drying level, Ready in, Anti-crease 60', Anti-crease 120', Gentle, Child lock, Signal, Start/Reload	Easy iron, Gentle dry, Remote start
	5 Stars	Heat pump: Yes
	PL	PL
	Yes	Yes
	-	842 x 598 x 599
	Home Connect, Smart dry, AutoClean, AutoDry, SensitiveDrying system, Wool basket, Interior drum light	Home Connect, SelfCleaning condenser, AutoDry, Drum light, AllergyPlus
	Remote monitoring and control	Remote monitoring and control

Connected appliances.



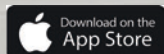
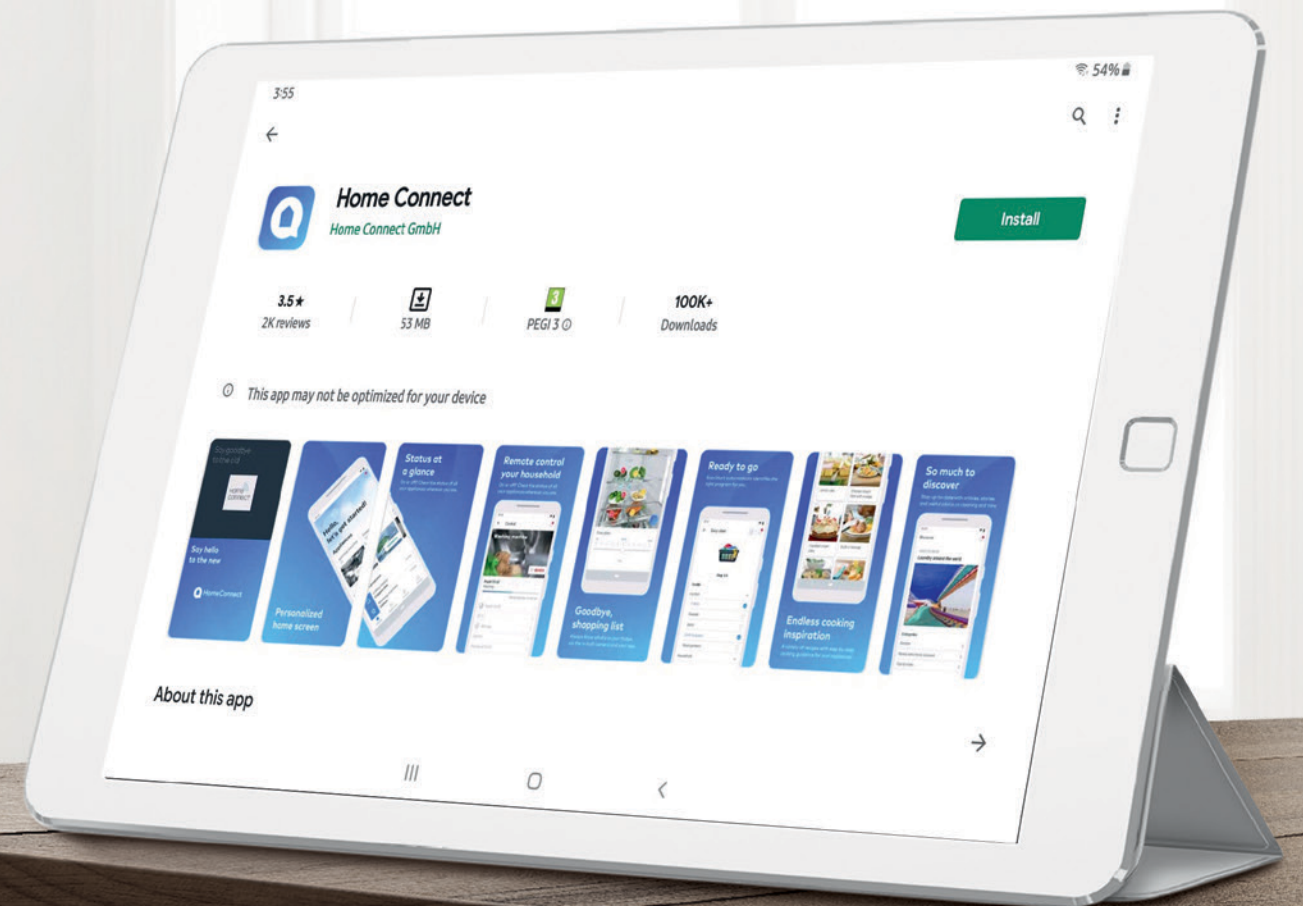
	Serie 8 Built-In Hob PXX975KW1E	Serie 8 Built-In Electric Hob PKN601DV1M
Type of control	Electronic	Electronic
Type of control setting and signalling devices	Front, Touchscreen	Direct Select 2.0, Front
Types of electrical connections	1 phase, 3 phases, Neutral conductor	1 phase, 2 phases, 3 phases, Neutral conductor
Electrical connection rating (W)	11100	7800
Type of frame	Facette fro+rear, Side profiles	Flush with surrounding surfaces
Automatic programme	Yes	Yes
Safety device	Childproof lock, Key lock, Pan recognition, Power management function, Safety time-switch-off	Type of heating element: Radiant heating
Type of heating element	Induction heating	Childproof lock, Key lock, Safety time-switch-off
Timer	Yes	Yes
Dimensions of the product (HxWxD) (mm)	51 x 916 x 527	51 x 572 x 512
Country of origin	ES	DE
Highlights	17 power levels, 5 frying levels, FlexInduction, FryingSensor plus, Keep warm function, PowerBoost	17 power levels, 5 frying levels, Direct select 2.0, FryingSensor plus, Keep warm function
Home Connect	Remote update for maintenance	iService remote, Remote monitoring and control

	Serie 8 Built-In Electric Hob PKV975DV1M	Serie 8 Built-In Hob PXX675DV1E
Type of control	Electronic	Electronic
Type of control setting and signalling devices	Direct Select 2.0, front	Direct Select 2.0, front, illuminated
Types of electrical connections	1 phase, 2 phases, 3 phases, Neutral conductor	1 phase, 3 phases, Neutral conductor
Electrical connection rating (W)	9000	7400
Type of frame	Facette fro+rear, Side profiles	Facette fro+rear, Side profiles
Automatic programme	Yes	Yes
Safety device	Type of heating element: Radiant heating	Type of heating element: Induction heating
Type of heating element	Childproof lock, Key lock, Safety time-switch-off	Childproof lock, Key lock, Pan recognition, Power management function, Safety time-switch-off
Timer	Yes	Yes
Dimensions of the product (HxWxD) (mm)	44 x 916 x 527	51 x 606 x 527
Country of origin	DE	ES
Highlights	17 power levels, 5 frying levels, Direct select 2.0, FryingSensor plus, Keep warm function	17 power levels, 5 frying levels, Direct select 2.0, FlexInduction, FryingSensor plus, Keep warm function, PowerBoost
Home Connect	iService remote, Remote monitoring and control	iService remote, Remote monitoring and control

Simple pairing with the Home Connect app.

We've made it easy to connect your appliances with a three-step process outlined below:

1. Download the Home Connect app
2. Scan QR Code on appliance or in user manual
3. Follow in-app instructions



Connected appliances for a connected life.

When intelligence meets connectivity: the Wi-Fi-enabled Bosch appliances that blend into your seamless life. Start managing your appliances whenever you want, from wherever you are – with Home Connect. Discover all new possibilities on www.home-connect.com/ae/en/



Remote control

Let your appliances adjust to your timetable. With the Home Connect app you can easily select the programme and start your Wi-Fi-enabled Bosch appliances whenever you want, from wherever you are.

Remote monitoring

Peace of mind is just a click away with Wi-Fi-enabled Bosch appliances and Home Connect. Monitor your appliance's settings and receive push notifications when the programmes are finished – from wherever you are.

Remote diagnostics*

Analysis and service can be this simple. Call the Home Connect hotline and arrange an appointment for remote diagnostics. With your permission, the customer service will obtain an online access to your Wi-Fi-enabled Bosch appliances, and may then be able to identify the cause of any problems and give you clear advices on what needs to be done.

*For selected WiFi-enabled appliances only.



BOSCH
HOME APPLIANCES
SERVICE

MyBosch



BSH Home Appliances FZE

Regional Headquarters:
Middle East and South Asia
P.O. Box 17312, Jebel Ali
Dubai, UAE

www.bosch-home.com/ae/experience-bosch/homeconnect

   BoschHomeGulf

