

24" Recessed Handle ADA-compliant Dishwasher



BOSCH
Invented for life

300 Series – Stainless Steel SGE53B55UC



SGE53B55UC
Stainless Steel

In the future, will be available in:

White SGE53B52UC
Black SGE53B56UC

This lower height dishwasher is ADA Compliant for ease of use.

Features & Benefits

46 dBA: dishwasher runs quietly so your kitchen conversations aren't interrupted.

Get hands-free voice operation with Amazon Alexa or Hey Google, smart reordering of detergent tabs via the Amazon Alexa app, plus so much more—all with the Home Connect™ app on your smartphone.

The RackMatic® adjustable upper rack can be lifted and lowered to fit taller dishes.

The Favorite button allows you to easily access your preferred cycle/option combination with 1 touch.

AquaStop Plus® detects leaks with a dual sensor system, and then contains them for premium protection.

General Properties

| | |
|---------------------------------|----------------------------------|
| Number of wash cycles | 5 |
| Number of options | 5 |
| Special Program | Machine Care |
| dBA | 46 |
| Drying system | PureDry |
| Third rack | No |
| Rack adjustability | 3-step RackMatic® |
| Tub material | Stainless steel |
| Control type | Buttons |
| Concealed water heating element | Yes |
| Leak protection system | 24/7 AquaStop® Plus |
| Water softener | Yes |
| Five-level wash | Yes |
| ChildLock | Yes |
| Home Connect™ (Wi-Fi enabled) | Yes |
| Special features | 24h delay start, Favorite button |

Efficiency

| | |
|---------------------------------------|---------|
| Water usage per cycle | 3.5 gal |
| ENERGY STAR® certified | No |
| Total annual energy consumption (kWh) | 269 |
| Total annual water consumption (g) | 489 |

Capacity

| | |
|--------------------------|----|
| Number of place settings | 13 |
|--------------------------|----|

Technical Details

| | |
|---|-----------------------------------|
| Watts (W) | 1440 W |
| Current (A) | 12 Amps |
| Volts (V) | 120 V |
| Frequency (Hz) | 60 Hz |
| Power cord full length | 67" |
| Power cord install length from edge of unit when facing the door (in) | Left – 47 1/4" Right – 47 1/4" |
| Minimum water pressure (lb/sin) | 7 |
| Length inlet hose (in) | 65" |
| Length outlet hose (in) | 74 3/4" |

Dimensions & Weight

| | |
|---|--------------------------------|
| Overall appliance dimensions (HxWxD) (in) | 32 1/16" x 23 9/16" x 22 9/16" |
| Required cutout size (HxWxD) (in) | 32 1/8" x 24" x 24" |
| Adjustable feet | Yes |
| Net weight (lbs) | 82 lbs |

Accessories—Optional

| | |
|--|------------|
| Junction Box | SMZPCJB1UC |
| Dishwasher Softener Salt (4.4 lbs) | SGZ9091UC |
| Dishwasher Drain Hose Extension 76 3/4" | SGZ1010UC |
| Accessory Kit | SMZ5000 |
| Anti-tarnish Silverware Cassette | SMZ5002UC |
| Edge Protector + Power Cord Clip Install Kit | SMZEPCC1UC |

Home Connect



Accessories: To purchase Bosch accessories, cleaners & parts please visit www.bosch-home.com/us/store or call 1-800-944-2904 (Mon to Fri 5 am to 6 pm PST, Sat 6 am to 3 pm PST).

Notes: All height, width and depth dimensions are shown in inches. BSH reserves the absolute and unrestricted right to change product materials and specifications, at any time, without notice. Consult the product's installation instructions for final dimensional data and other details prior to making cutout.

Warranties: Please see Use & Care manual or Bosch website for statement of limited warranty.

For more information on our entire line of products, go to www.bosch-home.com/us or call 1-800-944-2904

© BSH Home Appliances Corporation. All rights reserved. Bosch is a registered trademark of Robert Bosch GmbH.

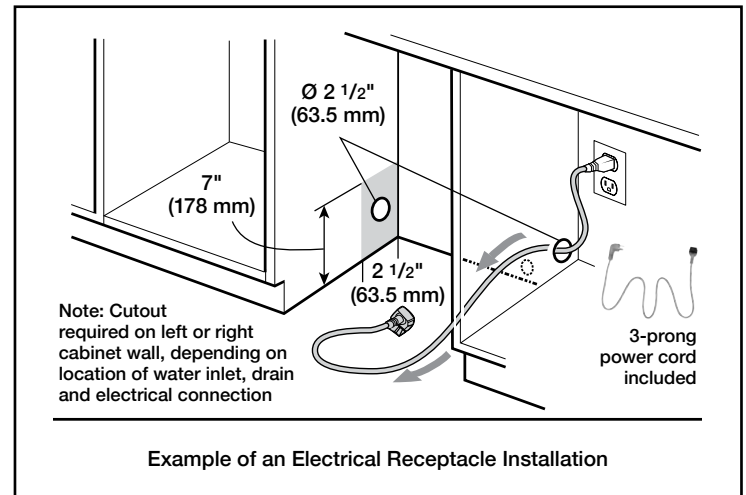
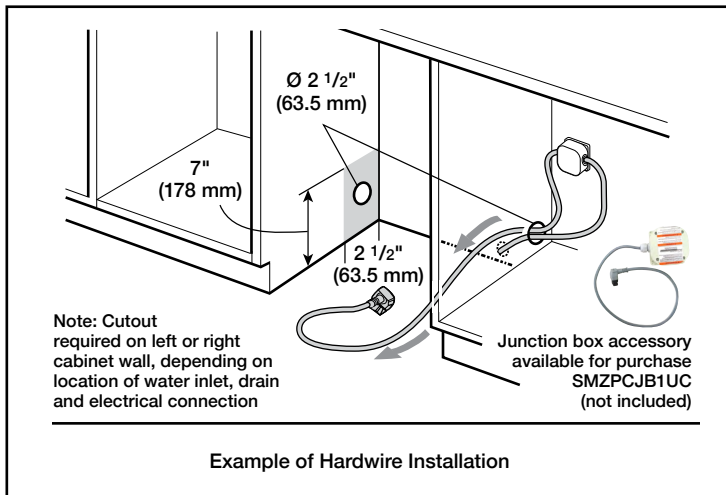
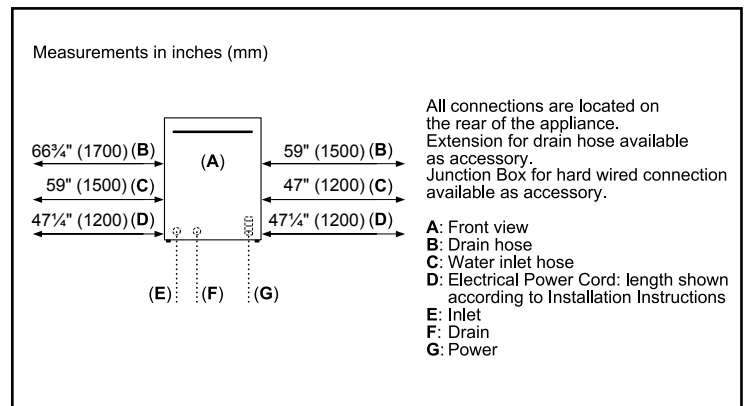
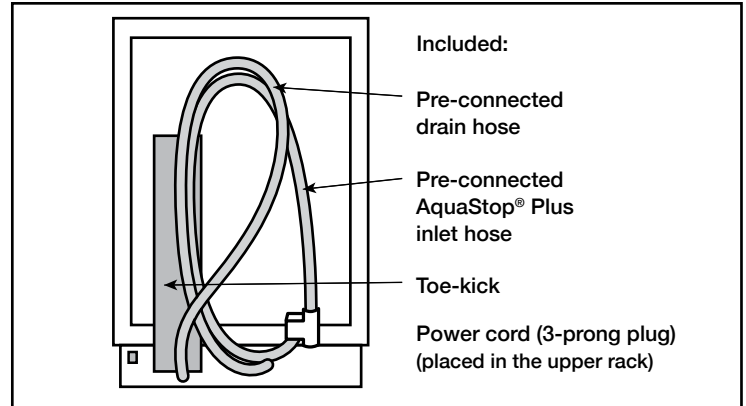
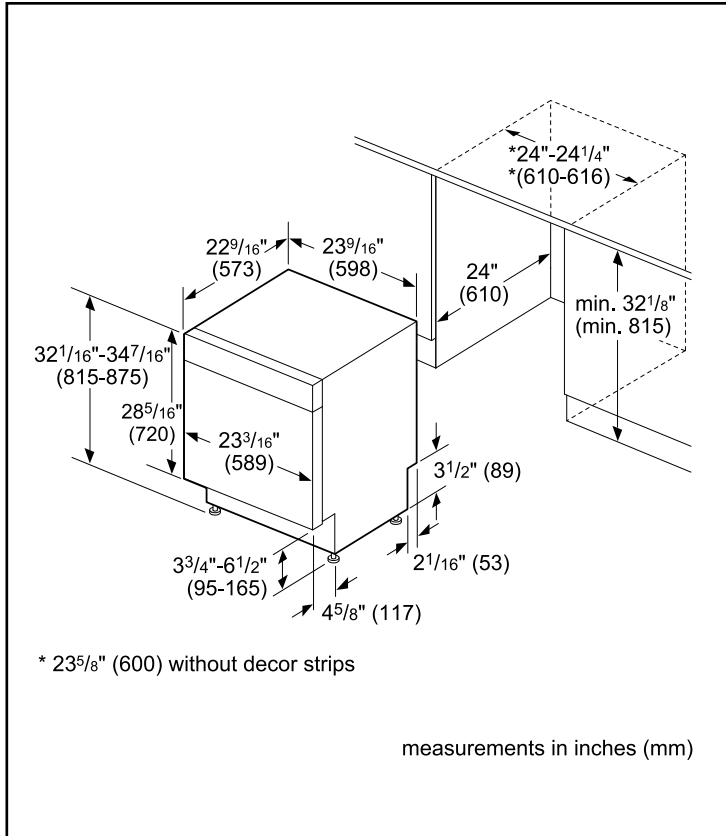
24" Recessed Handle ADA-compliant Dishwasher



BOSCH
Invented for life

300 Series – Stainless Steel SGE53B55UC

Installation Details



Accessories: To purchase Bosch accessories, cleaners & parts please visit www.bosch-home.com/us/store or call 1-800-944-2904 (Mon to Fri 5 am to 6 pm PST, Sat 6 am to 3 pm PST).

Notes: All height, width and depth dimensions are shown in inches. BSH reserves the absolute and unrestricted right to change product materials and specifications, at any time, without notice. Consult the product's installation instructions for final dimensional data and other details prior to making cutout.

Warranties: Please see Use & Care manual or Bosch website for statement of limited warranty.

For more information on our entire line of products, go to www.bosch-home.com/us or call 1-800-944-2904

© BSH Home Appliances Corporation. All rights reserved. Bosch is a registered trademark of Robert Bosch GmbH.

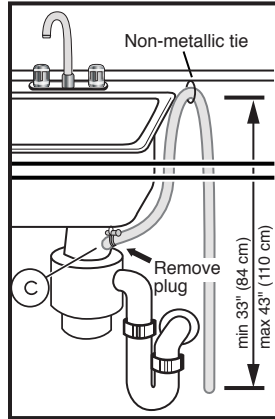
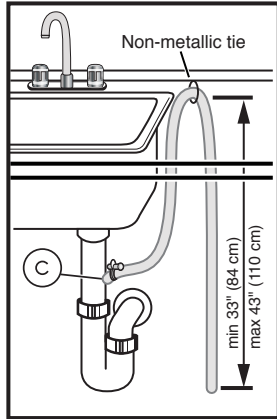
24" Recessed Handle ADA-compliant Dishwasher



BOSCH
Invented for life

300 Series – Stainless Steel SGE53B55UC

Installation Details



Note: Plumbing installations will vary - refer to local codes. Drain hose included is 79" (201 cm) and can be extended to a maximum of 155 3/4" (396 cm).

Always use the approved drain hose extension kit (SGZ1010UC).

Ensure a portion of the drain hose is raised between min. 33" (84 cm) and max. 43" (110 cm) above the cabinet floor.

Accessories: To purchase Bosch accessories, cleaners & parts please visit www.bosch-home.com/us/store or call 1-800-944-2904 (Mon to Fri 5 am to 6 pm PST, Sat 6 am to 3 pm PST).

Notes: All height, width and depth dimensions are shown in inches. BSH reserves the absolute and unrestricted right to change product materials and specifications, at any time, without notice. Consult the product's installation instructions for final dimensional data and other details prior to making cutout.

Warranties: Please see Use & Care manual or Bosch website for statement of limited warranty.

For more information on our entire line of products, go to www.bosch-home.com/us or call 1-800-944-2904

© BSH Home Appliances Corporation. All rights reserved. Bosch is a registered trademark of Robert Bosch GmbH.