

# 36" Industrial Style Dual Fuel Range

800 Series – Stainless Steel HDS8655C



**BOSCH**  
Invented for life



**HDS8655C**  
Stainless Steel

Also available in:

Black HDS8645C  
Stainless Steel

**First 36" Bosch range with six burners offering more flexibility in the way you cook.**

## Features & Benefits

Powerful 18,000 BTU double ring burner speeds cooking time.

Convection Pro combines a third heating element with a back fan for even browning and time savings by using multiple racks at one time.

Dishwasher safe grates for easy cleaning.

A full extension telescopic rack rail offers easy access to the oven cavity.

Dampened hinges softly guide the QuietClose® door shut so the oven door never slams.

## General Properties

Cooking modes	Bake, Convection Bake, Broil, Convection Broil, Convection Roast, Pizza, Proof, Convection Multi-Rack, Sabbath Mode
Cleaning type	Catalytic clean coating
Type of grate	Cast iron
Knob material	Metal
Interior light	1
Kitchen timer	Yes
Sealed burners	Yes

## Oven Performance

Bake / broil element watts	1,700 / 2,900 W
Convection element watts	2,500 W

## Burner Performance

Total cooktop burners	6
Total cooktop (NG / LP) BTU	63,000 / 63,000
Power of front left burner (NG / LP) BTU	18,000 / 18,000
Power of back left burner (NG / LP) BTU	5,000 / 5,000
Power of back center burner (NG / LP) BTU	10,000 / 10,000
Power of front center burner (NG / LP) BTU	10,000 / 10,000
Power of back right burner (NG / LP) BTU	10,000 / 10,000
Power of front right burner (NG / LP) BTU	10,000 / 10,000

## Technical Details

Circuit breaker	20 A
Volts	208V / 240V
Frequency	60 Hz
Power cord length	60"

## Technical Details (Continued)

Plug type	4 prong , NEMA 14-50
Energy source	Mixed Electric / Gas
Gas type	Natural gas 14.9 mbar (USA) [7" WC]
Alternative gas type	LP 27.4 mbar (USA) [11" WC]

## Dimensions & Weight

Overall appliance dimensions (HxWxD)	36" x 35 15/16" x 24 15/16" (26 1/2" with bull nose)
Required cutout size (HxWxD)	36" x 36" x 25"
Adjustable range height	35 19/32" Min. 36 39/64" Max.
Oven cavity size	3.7 cu. ft.
Overall oven interior dimensions (HxWxD)	15 1/32" x 28 7/16" x 17 9/16"
Usable oven interior dimensions (HxWxD)	14 9/16" x 26 15/16" x 16 1/8"
Net weight	219 lbs

## Accessories—Included

Use and care manual, installation guide, temperature probe, LP conversion kit, 1 standard rack, 1 telescopic rack

## Accessories—Optional

 <b>HEZ9GR41UC</b> Griddle	 <b>HEZ9GW23UC</b> Wok Ring	 <b>HEZ9Y236UC</b> 36" Low Backguard Stainless Steel
 <b>HEZ9Z236UC</b> 36" Rear Vent Trim Extension Stainless Steel	 <b>HEZ9Y204UC</b> Side Panel Extension Kit Stainless Steel	
 <b>HEZ9TK36UC</b> 36" Range Toe Kick Stainless Steel	 <b>HEZ9LLUC</b> Metal Pedestal Feet, Set of 4 Stainless Steel	



† To be fully ADA compliant, these units must be installed according to ADA guidelines. Please check current ADA requirements for guidance on installation.

**Accessories:** To purchase Bosch accessories, cleaners & parts please call 1-800-944-2904 (Mon to Fri 5 am to 6 pm PST, Sat 6 am to 3 pm PST).

**Notes:** All height, width and depth dimensions are shown in inches. BSH reserves the absolute and unrestricted right to change product materials and specifications, at any time, without notice. Consult the product's installation instructions for final dimensional data and other details prior to making cutout.

**Warranties:** Please see Use & Care manual or Bosch website for statement of limited warranty.

**For more information on our entire line of products, go to [www.bosch-home.ca](http://www.bosch-home.ca) or call 1-800-944-2904**

© BSH Home Appliances Corporation. All rights reserved. Bosch is a registered trademark of Robert Bosch GmbH.

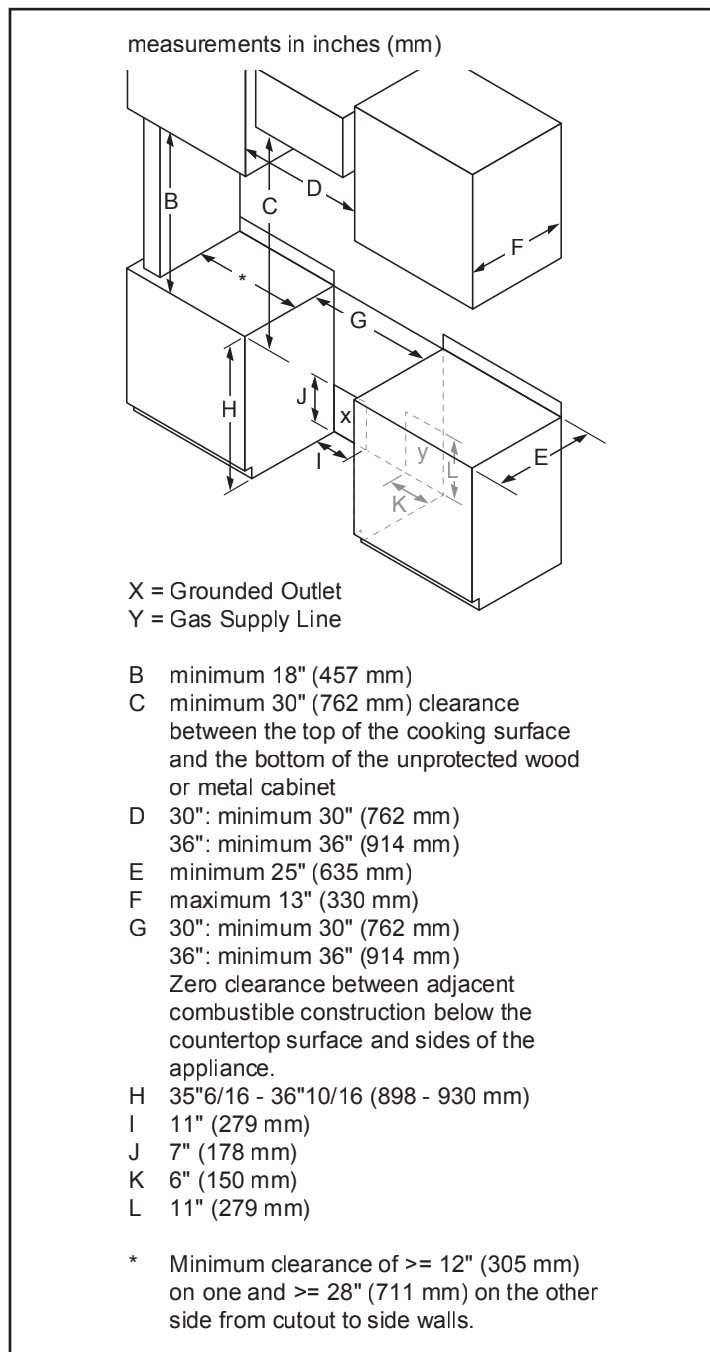
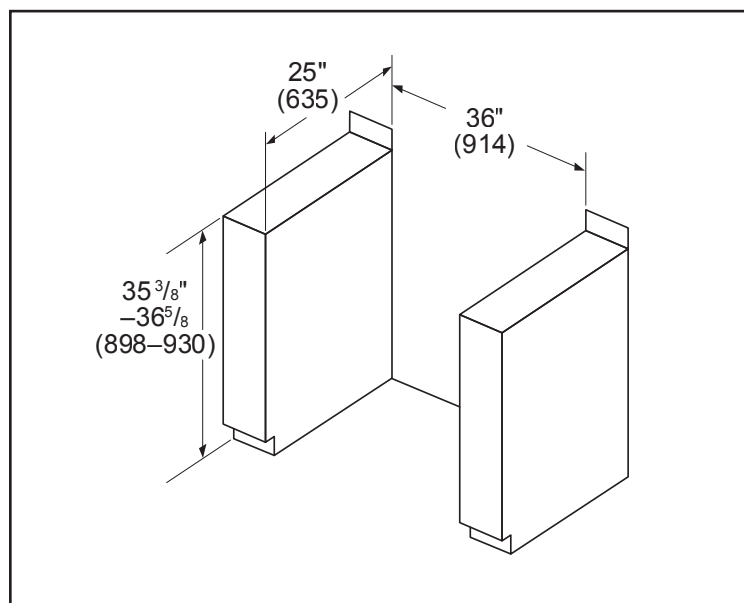
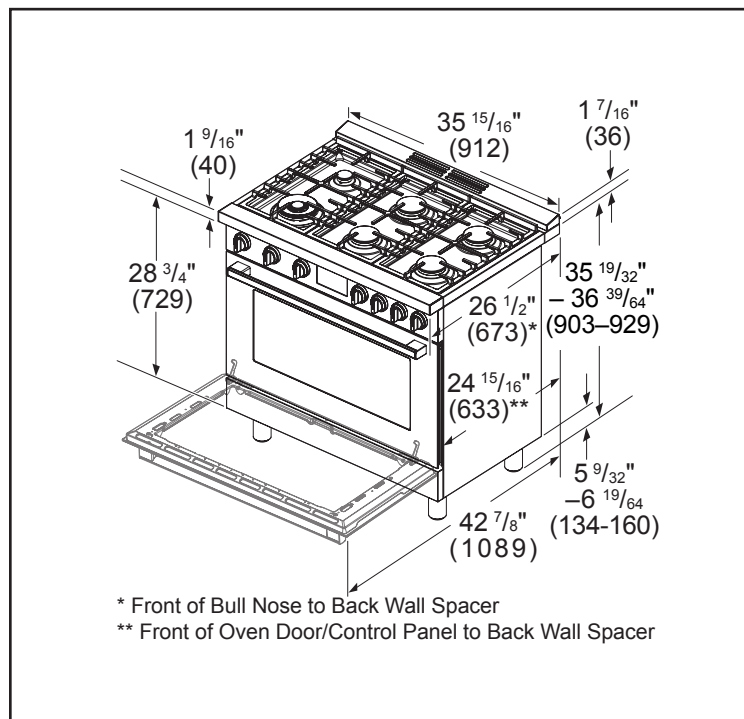
# 36" Industrial Dual Fuel Range

800 Series – Stainless Steel HDS8655C



**BOSCH**  
Invented for life

## Installation Details



**Accessories:** To purchase Bosch accessories, cleaners & parts please call 1-800-944-2904 (Mon to Fri 5 am to 6 pm PST, Sat 6 am to 3 pm PST).

**Notes:** All height, width and depth dimensions are shown in inches. BSH reserves the absolute and unrestricted right to change product materials and specifications, at any time, without notice. Consult the product's installation instructions for final dimensional data and other details prior to making cutout.

**Warranties:** Please see Use & Care manual or Bosch website for statement of limited warranty.

**For more information on our entire line of products, go to [www.bosch-home.ca](http://www.bosch-home.ca) or call 1-800-944-2904**

© BSH Home Appliances Corporation. All rights reserved. Bosch is a registered trademark of Robert Bosch GmbH.

1/25 CA