



BOSCH

Invented for life

Dishwashing Solutions

Get perfect washing results for your family's hygiene and convenience.

**WORLD'S
BRAND No.1***



*For dishwashers. Source: Euromonitor, volume sales, 2016



Contents

Introduction

- 6** Why Use a Dishwasher
- 8** Choose The Right Design

Unique Bosch Features


- 10** Bosch Asian Dishwasher
- 12** Mechanism of Bosch Dishwasher
- 14** Features and Benefits
- 18** Wash Programmes

Specifications

- 19** Freestanding Dishwasher
- 23** Semi-Integrated Dishwasher
- 24** Fully Integrated Dishwasher

Installation & Service

- 26** Installation Tips
- 27** Technical Diagrams
- 28** Service You Can Depend On



Bosch in every detail. German engineered.

Not a single appliance leaves our factory until it has been proven to meet our high standards of quality, performance and sustainability. Using the most advanced German technologies, we have created the most sustainable dishwasher engineered to provide you with an unsurpassed dishwashing experience.

Why Choose Bosch.



World's No. 1 Dishwasher brand*

With 50 years of innovation and success in dishwasher manufacturing, you can count on Bosch's brand promise of superior quality and reliability to deliver perfect washing results.



Bosch Quality

All Bosch products are manufactured to highest possible standards, using only premium quality materials. We undertake quality and endurance test for our products under continuous usage conditioning to further strengthen the customer's peace of mind.



10-year Anti-Rust through warranty for the inner tub

We have developed special surface treatment as well as production and joining technologies that are precisely tailored to the materials used in the interior of our dishwashers. We also use high-quality sheets of stainless steel. As a result, we are able to offer a 10-year warranty against interior rust-through on all our dishwashers as standard.

*For dishwashers. Source: Euro Monitor, Volume Sales, 2016.

Why use a dishwasher?

Because there are many more important things in life.



Time Saved

15 days of dishwashing time per year = 15 days of quality time with family



Better Hygiene

Kills 99% of harmful bacteria and germs at 70°C = Keep you and your family healthy



Protected Hands

Stay out of contact from detergent = Keep your hands smooth and supple

**DID YOU
KNOW**



You only spend \$0.26*
per wash with our
dishwasher!

*Calculation per wash is based on:
 $0.92\text{KWH} \times \$0.27 = \0.25
(Energy x Electricity Tariff)



$0.00065 \times \$1.19 = \0.0077
(based on 6.5L water consumption x rate/m³)





Choose the right design and fit for your kitchen.

Freestanding

Freestanding dishwashers can be **installed anywhere** in your kitchen

- Designed to stand alone
- Removable worktop (to accommodate benchtop height)
- Elegant curved fascia



Built-under

Built-under dishwashers **fit into a new or existing kitchen** with style

- Flat control panel
- Adjustable height for flush fit
- Option of continuous kick panel flush with kitchen cabinetry



Semi-integrated

Integrate your dishwasher for a **seamless look**

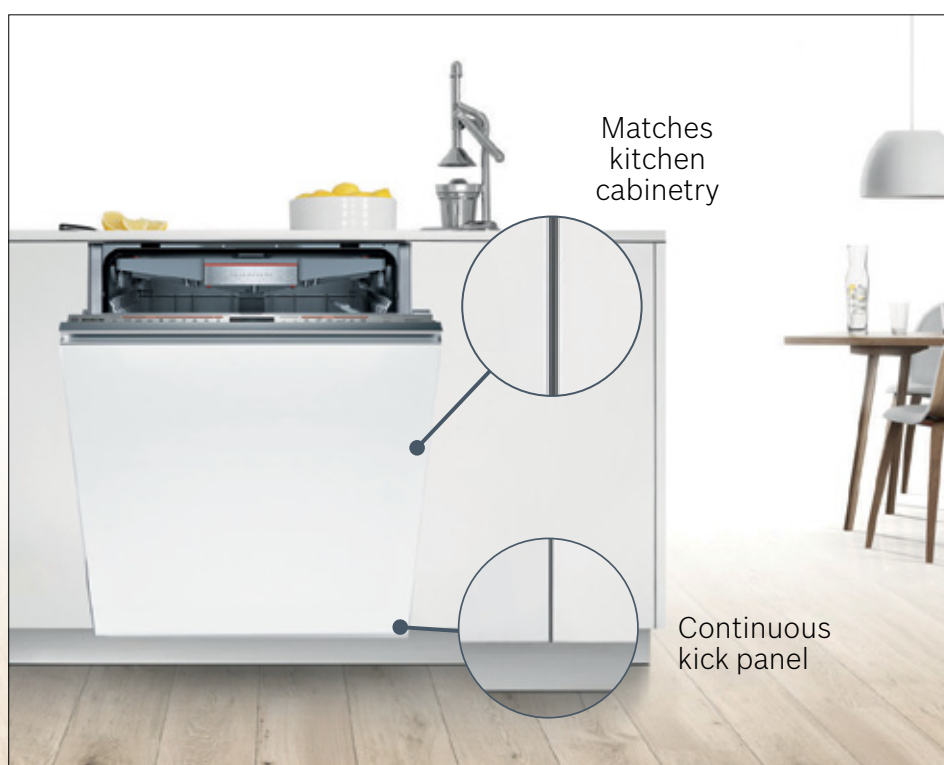
- Can be fitted with a door panel to match the design of your kitchen cabinetry[#]
- Continuous kick panel provides seamless integration



Fully integrated

A Bosch fully integrated dishwasher is designed to **fit your new kitchen to perfection**

- Can be concealed entirely behind a door panel to match the design of your kitchen cabinetry[#]
- Control panel neatly integrated into the top of the dishwasher door
- Continuous kick panel provides seamless integration
- Optional stainless steel front panel accessory



First Bosch Dishwasher Designed for Asia.

Special features for Asian cooking.




Wok Programme

The first programme especially designed for your heavily soiled woks and pots so you can do your Asian cooking without worrying about the dishwashing result. The result is spotlessly clean and dry dishes.



Hygiene Plus

You can now be assured of cleaner and more hygienic utensils with the Hygienic Plus option which removes 99.9% of bacteria and germs with the additional heating period and increased rinsing time.



Chopstick Holder / Duo Cutlery Basket

The chopstick holder placed in the lower basket keeps your chopsticks or cutlery organised in one place, saving time and allowing you for better storage management.



VarioSpeed

You can save up to 50% of wash time with the VarioSpeed™ option while maintaining the best cleaning and drying results for your utensils.



Do Your Dishes with A World Champion.

The World Record holder in water and energy efficiency – helping you save money and the environment at the same time.

ActiveWater Technology

– a world's first in water efficiency

Multiplies the cleaning power of every drop of water by 400 times, resulting in optimum dishwashing results with only 6.5 litres of water used per wash.

Zeolith™ Drying for lower energy usage

Only Bosch dishwashers contain Zeolite, reducing energy consumption by up to 30% compared to Energy Efficient Class A, Europe's highest standard.

Heat Exchanger

Maximises performance by using heat generated in the main washing cycle to pre-heat cold water used for the rinse cycle.



**AquaSensor**

Monitors the progress of the wash and decides the exact temperature, duration and amount of water used, saving 4 litres of water every cycle.

Load Sensor

The load weight is detected by a rotary speed sensor, which recognizes the water level. This optimizes water usage for half or partial loads, resulting in savings for your utility bills.

Advanced Filter System

An additional 50% of surface area allows up to 15% more water to be circulated through the system, providing a more effective cleaning performance.

Extraordinary is only our standard.

Our dishwashers have superior standards for safety, efficiency and convenience.



Performance



Superb Performance – EcoSilence™ Drive

Our advanced motor has been built to provide you with maximum efficiency, economy and durability while operating. EcoSilence™ Drive wash and drain pumps work without brushes, resulting in ultra-silent performance and top results.



VarioSpeed™ Plus – Express wash option

With this feature, you can look forward to 100% cleanliness in only up to 66% of dishwashing time, without sacrificing any washing and drying results.



DosageAssist detergent dispenser

Detergent tablets are dissolved efficiently in a special tray, preventing these tablets sticking in between dishes, pots and pans for an enhanced cleaning performance.



Half Load

Unlike other systems that only wash in either the top or bottom baskets, Half Load provides the best possible wash performance for dishes stacked anywhere within the dishwasher.

Convenience



TFT Display

The new high-resolution display presents all information on the activated cycles clearly for your easy viewing and benefit.



VarioDrawer™ and VarioDrawer™ Pro

A third loading level for cutlery and utensils. VarioDrawer™ Pro provides loading flexibility for larger items.



Time Light

The speed of dishwashing progress will always be displayed regardless of which programme you are on. The remaining time will also be projected from the base of the appliance onto the floor of your kitchen.



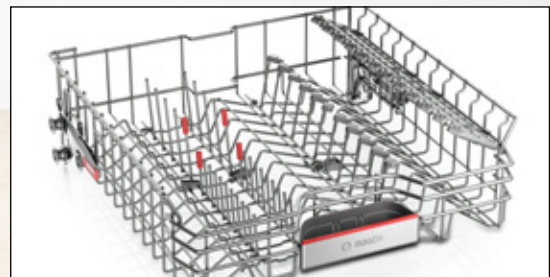
Rackmatic™ Rack

The loading height in the upper or lower basket can be varied by 5cm by manually adjusting the upper basket between 2 levels. Moreover this feature can still be utilized even with a full load.



Alternating Tines

They can be folded down to accommodate larger pots, pans and dishes by creating more space between the tines.



VarioFlex Baskets with touchpoints

Enhanced re-adjusting options, highlighted in red.

Safety



AquaStop™

The AquaStop™ system consists of a double-walled supply hose, a safety valve, as well as a floor sump with float switch, offering a 100% protection against water damage, provided the dishwasher is switched on.



Wash programmes for every need.



Heavy-Duty Cleaning

Intensive cleaning programmes to handle the toughest stains

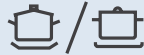
Pots and pans



Intensive 70°C

Perfect for heavily soiled pots, pans and dishes with high temperature wash for maximum hygiene.

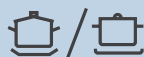
Woks, cutlery & utensils



Wok 70°C

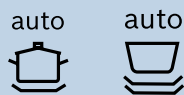
Remove stubborn food remnants from woks, pans and non-sensitive utensils and cutlery with high temperature wash for maximum hygiene.

Dishes



Intensive 70°C

Perfect for heavily soiled pots, pans and dishes with high temperature wash for maximum hygiene.



Auto 65-75°C and Auto 45-65°C (Savings)

Great for heavily soiled dishes (and also mixed loads using Auto 45-65°C) with AquaSensor* for best washing results. Enjoy energy and water savings (up to 25%)



Great options for Normal Everyday Washing

Tackle your daily washes your way

General Tableware



Normal 65°C (Best Results)

For all wash cycles for sparkling clean dishes.



Eco 50°C (Savings)

Enjoy energy and cost savings when washing normally soiled dishes.



Quickwash 45°C

Washes small loads and lightly soiled dishes in under 30 minutes for great time savings. Applicable for 6 place settings only.



Special Programmes for Special Needs

Customized programmes for items that need extra special care

Glass & Porcelain



Delicate 40°C

Carefully cleans your valuable dishes and decoratively patterned porcelain.

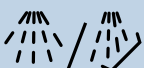
Temperature-sensitive



Auto 35-45°C

Cares for temperature-sensitive, slightly soiled dishes and cutlery with AquaSensor control for best results. Enjoy energy and water savings (up to 25%)

All items



Pre-Rinse

Pre-rinse dishes before main wash cycle for best results and prevention of unpleasant smells and encrustation of leftover food.

*between 65-75°C or 45-65°C for respective programmes.



Table Top	SKS51E26EU ActiveWater Compact Dishwasher - Black	
Household Size / Capacity	• 2 - 3 pax / 6 International Place Settings	
Consumption Rates	<ul style="list-style-type: none"> • A+ Energy Efficiency • 0.61kWh per Economy Wash • 8L Water Consumption per Economy Wash 	
Wash Programmes	<ul style="list-style-type: none"> • Intensive 70°C • Normal 65°C • Economy 50°C 	<ul style="list-style-type: none"> • Delicate 40°C • Quick Wash 45°C
Special Option	• Extra Dry	
Features	<ul style="list-style-type: none"> • EcoSilence™ Drive • Aqua Sensor • Load Sensor 	<ul style="list-style-type: none"> • Curved Spray Arm • Electronic Refill Indicator (Salt, Rinse Aid)
Baskets	• Flexible Basket System	
Safety	• Aqua Stop	
Convenience	• Quiet Operation: 48dB	
Specification	<ul style="list-style-type: none"> • Dimension (WxHxD): 55.1 x 45 x 50cm • Length of Inlet Hose: 150cm • Length of Outlet Hose: 225.5cm • Length of Electrical Supply Cord: 170cm • 10 AMP 	



Table Top	SKS62E22EU ActiveWater Compact Dishwasher - White	
Household Size / Capacity	• 2 - 3 pax / 6 International Place Settings	
Consumption Rates	<ul style="list-style-type: none"> • A+ Energy Efficiency • 0.61kWh per Economy Wash • 8L Water Consumption per Economy Wash 	
Wash Programmes	<ul style="list-style-type: none"> • Intensive 70°C • Auto 45 - 65°C • Economy 50°C 	<ul style="list-style-type: none"> • Delicate 40°C • Quick Wash 45°C • Pre-Rinse
Special Options	<ul style="list-style-type: none"> • VarioSpeed • Extra Dry 	
Features	<ul style="list-style-type: none"> • EcoSilence™ Drive • Aqua Sensor • Load Sensor • Curved Spray Arm 	<ul style="list-style-type: none"> • Electronic Refill Indicator (Salt, Rinse Aid) • Remaining Time Display
Baskets	• Flexible Basket System	
Safety	• Aqua Stop	
Convenience	<ul style="list-style-type: none"> • Time Delay: 1 - 24 hours • Quiet Operation: 48dB 	
Specification	<ul style="list-style-type: none"> • Dimension (WxHxD): 55.1 x 45 x 50cm • Length of Inlet Hose: 150cm • Length of Outlet Hose: 225.5cm • Length of Electrical Supply Cord: 170cm • 10 AMP 	



45cm Freestanding	SPS50E82EU ActiveWater Dishwasher - White	
Household Size / Capacity	• 3 - 4 pax / 9 International Place Settings	
Consumption Rates	<ul style="list-style-type: none"> • A+ Energy Efficiency • 0.78kWh per Economy Wash • 9.5L Water Consumption per Economy Wash 	
Wash Programmes	<ul style="list-style-type: none"> • Intensive 70°C • Auto 45 - 65°C • Economy 50°C 	<ul style="list-style-type: none"> • Quick Wash 45°C • Pre-Rinse
Special Options	<ul style="list-style-type: none"> • Half Load • VarioSpeed 	
Features	<ul style="list-style-type: none"> • Aqua Sensor • Load Sensor • Duo Power Spray Arm in Top Basket • Dosage Assist Basket 	<ul style="list-style-type: none"> • Heat Exchanger • Electronic Refill Indicator (Salt, Rinse Aid) • Remaining Time Display
Baskets	• Vario Basket System	
Safety	• Aqua Stop	
Convenience	<ul style="list-style-type: none"> • Time Delay: 1 – 24 hours • Quiet Operation: 48dB 	
Specification	<ul style="list-style-type: none"> • Dimension (WxHxD): 45 x 84.5 x 60cm • Length of Inlet Hose: 165cm • Length of Outlet Hose: 205cm • Length of Electrical Supply Cord: 175cm • 10 AMP 	



60cm Freestanding	SMS50E82EU ActiveWater, 60cm Freestanding - White	
Household Size / Capacity	• 4 - 5 pax / 12 + 1 International Place Settings	
Consumption Rates	<ul style="list-style-type: none"> • A+ Energy Efficiency • 1.03kWh per Economy Wash • 12L Water Consumption per Economy Wash 	
Wash Programmes	<ul style="list-style-type: none"> • Intensive 70°C • Auto 45 - 65°C • Economy 50°C 	<ul style="list-style-type: none"> • Quick Wash 45°C • Pre-Rinse
Special Options	<ul style="list-style-type: none"> • VarioSpeed • Half Load 	
Features	<ul style="list-style-type: none"> • EcoSilence™ Drive • Aqua Sensor • Load Sensor • Dosage Assist Basket 	<ul style="list-style-type: none"> • Electronic Refill Indicator (Salt, Rinse Aid) • Remaining Time Display
Baskets	• Vario Basket System	
Safety	• Aqua Stop	
Convenience	<ul style="list-style-type: none"> • Time Delay: 1 – 24 hours • Quiet Operation: 48dB 	
Specification	<ul style="list-style-type: none"> • Dimension (WxHxD): 60 x 84.5 x 60cm • Length of Inlet Hose: 165cm • Length of Outlet Hose: 190cm • Length of Electrical Supply Cord: 175cm • 10 AMP 	



60cm Freestanding	SMS63L02EA / SMS63L08EA ActiveWater Dishwasher - White / Silver Inox	
Household Size / Capacity	• 4 - 5 pax / 12 International Place Settings	
Consumption Rates	<ul style="list-style-type: none"> • A+ Energy Efficiency • 1.02kWh per Economy Wash • 11.8L Water Consumption per Economy Wash 	
Wash Programmes	<ul style="list-style-type: none"> • IntensivePlus 70°C • Normal 65°C • Auto 45 - 65°C 	<ul style="list-style-type: none"> • Economy 50°C • Quick Wash 45°C • Pre-Rinse
Special Options	• VarioSpeed	• HygienePlus
Features	<ul style="list-style-type: none"> • EcoSilence™ Drive • Aqua Sensor • Load Sensor • Dosage Assist Basket 	<ul style="list-style-type: none"> • Electronic Refill Indicator (Salt, Rinse Aid) • Remaining Time Display
Baskets	<ul style="list-style-type: none"> • VarioFlex Basket System • Rackmatic 3-stage Upper Basket 	
Safety	<ul style="list-style-type: none"> • Aqua Stop • Child Safety Devices 	
Convenience	<ul style="list-style-type: none"> • Time Delay: 1 – 24 hours • Quiet Operation: 52dB 	
Specification	<ul style="list-style-type: none"> • Dimension (WxHxD): 60 x 84.5 x 60cm • Length of Inlet Hose: 165cm • Length of Outlet Hose: 190cm • Length of Electrical Supply Cord: 175cm • 10 AMP 	



60cm Freestanding	SMS46MI05E ActiveWater Dishwasher - Silver Inox	
Household Size / Capacity	• 4 - 5 pax / 13 International Place Settings	
Consumption Rates	<ul style="list-style-type: none"> • A++ Energy Efficiency • 0.92kWh per Economy Wash • 6.5L Water Consumption per Economy Wash 	
Wash Programmes	<ul style="list-style-type: none"> • Intensive 70°C • Auto 45 - 65°C • Economy 50°C 	<ul style="list-style-type: none"> • Night Programme 50°C • Glass 40°C • Quick Wash 1h 65°C
Special Options	<ul style="list-style-type: none"> • VarioSpeed Plus • Extra Dry 	<ul style="list-style-type: none"> • HygienePlus • Machine Care Programme
Features	<ul style="list-style-type: none"> • EcoSilence™ Drive • Aqua Sensor • Load Sensor • Dosage Assist Basket 	<ul style="list-style-type: none"> • Heat Exchanger • Electronic Refill Indicator (Salt, Rinse Aid)
Baskets	<ul style="list-style-type: none"> • Vario Basket System • Rackmatic 3-stage Upper Basket 	
Safety	• Aqua Stop	
Convenience	<ul style="list-style-type: none"> • Time Delay: 1 – 24 hours • Quiet Operation: 48dB 	
Specification	<ul style="list-style-type: none"> • Dimension (WxHxD): 60 x 84.5 x 60cm • Length of Inlet Hose: 165cm • Length of Outlet Hose: 190cm • Length of Electrical Supply Cord: 175cm • 10 AMP 	



60cm Freestanding	SMS88TI03E ActiveWater Dishwasher - Silver Inox	
Household Size / Capacity	• 4 - 5 pax / 13 International Place Settings	
Consumption Rates	• A+++ Energy Efficiency • 0.73kWh per Economy Wash • 7.5L Water Consumption per Economy Wash	
Wash Programmes	• Auto 35 - 45°C • Auto 45 - 65°C • Auto 65 - 75°C • Super 60°C • Economy 50°C • Night Program 50°C • Quick Wash 45°C • Pre-Rinse	
Special Options	• Shine & Dry • Intensive Zone • VarioSpeed Plus • Half Load • HygienePlus	
Features	• EcoSilence™ Drive • Zeolite-Drying • Aqua Sensor • Load Sensor • Dosage Assist Basket • Heat Exchanger • EmotionLight • Electronic Refill Indicator (Salt, Rinse Aid)	
Baskets	• VarioFlex Pro Basket System • VarioDrawer Pro • Rackmatic 3-stage Upper Basket	
Safety	• Aqua Stop	
Convenience	• Time Delay: 1 – 24 hours • Quiet Operation: 44dB	
Specification	• Dimension (WxHxD): 60 x 84.5 x 60cm • Length of Inlet Hose: 165cm • Length of Outlet Hose: 190cm • Length of Electrical Supply Cord: 175cm • 10 AMP	



45cm Semi-Integrated	SPI50E95EU ActiveWater Dishwasher - Stainless Steel	
Household Size / Capacity	• 3 - 4 pax / 9 International Place Settings	
Consumption Rates	<ul style="list-style-type: none"> • A+ Energy Efficiency • 0.78kWh per Economy Wash • 9.5L Water Consumption per Economy Wash 	
Wash Programmes	<ul style="list-style-type: none"> • Intensive 70°C • Auto 45 - 65°C • Economy 50°C 	<ul style="list-style-type: none"> • Quick Wash 45°C • Pre-Rinse
Special Options	• Intensive Zone	• VarioSpeed
Features	<ul style="list-style-type: none"> • EcoSilence™ Drive • Aqua Sensor • Load Sensor • Duo Power Spray Arm in Top Basket 	<ul style="list-style-type: none"> • Dosage Assist Basket • Heat Exchanger • Electronic Refill Indicator (Salt, Rinse Aid) • Remaining Time Display
Baskets	• Vario Basket System	
Safety	• Aqua Stop	
Convenience	• Time Delay: 1 – 24 hours	• Quiet Operation: 46dB
Specification	<ul style="list-style-type: none"> • Dimension (WxHxD): 44.8 x 81.5 x 57.3cm • Cut out Dimension (WxHxD): 45 x (81.5 – 87.5) x 55cm • Length of Inlet Hose: 165cm • Length of Outlet Hose: 205cm • Length of Electrical Supply Cord: 175cm • 10 AMP 	



60cm Semi-Integrated	SMI46MS03E ActiveWater Dishwasher - Stainless Steel	
Household Size / Capacity	• 4 - 5 pax / 12 + 2 International Place Settings	
Consumption Rates	<ul style="list-style-type: none"> • A++ Energy Efficiency • 0.93kWh per Economy Wash • 9.5L Water Consumption per Economy Wash 	
Wash Programmes	<ul style="list-style-type: none"> • Intensive 70°C • Auto 45 - 65°C • Economy 50°C 	<ul style="list-style-type: none"> • Glass 40°C • Quick Wash 1h 65°C • Pre-Rinse
Special Options	<ul style="list-style-type: none"> • VarioSpeed Plus • HygienePlus • Extra Dry • Machine Care Programme 	
Features	<ul style="list-style-type: none"> • EcoSilence™ Drive • Aqua Sensor • Load Sensor • Dosage Assist Basket 	<ul style="list-style-type: none"> • Heat Exchanger • Electronic Refill Indicator (Salt, Rinse Aid) • Remaining Time Display
Baskets	<ul style="list-style-type: none"> • VarioFlex Basket System • Rackmatic 3-stage Upper Basket 	• VarioDrawer
Safety	• Aqua Stop	
Convenience	• Time Delay: 1 – 24 hours	• Quiet Operation: 44dB
Specification	<ul style="list-style-type: none"> • Dimension (WxHxD): 59.8 x 81.5 x 55cm • Cut out Dimension (WxHxD): 60 x (81.5 – 87.5) x 55cm • Length of Inlet Hose: 165cm • Length of Outlet Hose: 190cm • Length of Electrical Supply Cord: 175cm • 10 AMP 	



60cm Fully Integrated	SMV46MX03E ActiveWater Dishwasher	
Household Size / Capacity	• 4 - 5 pax / 12 + 2 International Place Settings	
Consumption Rates	• A++ Energy Efficiency • 0.93kWh per Economy Wash • 9.5L Water Consumption per Economy Wash	
Wash Programmes	• Intensive 70°C • Auto 45 - 65°C • Economy 50°C	• Glass 40°C • Quick Wash 65°C • Pre-Rinse
Special Options	• VarioSpeed Plus • HygienePlus • Extra Dry • Machine Care Programme	
Features	• EcoSilence™ Drive • Aqua Sensor • Load Sensor • Dosage Assist Basket • Heat Exchanger	• Electronic Refill Indicator (Salt, Rinse Aid) • Info Light • Remaining Time Display
Baskets	• VarioFlex Basket System • VarioDrawer • Rackmatic 3-stage Upper Basket	
Safety	• Aqua Stop	
Convenience	• Time Delay: 1 – 24 hours • Quiet Operation: 44dB	
Specification	• Dimension (WxHxD): 59.8 x 81.5 x 55cm • Cut out Dimension (WxHxD): 60 x (81.5 – 87.5) x 55cm • Length of Inlet Hose: 165cm • Length of Outlet Hose: 190cm • Length of Electrical Supply Cord: 175cm • 10 AMP	

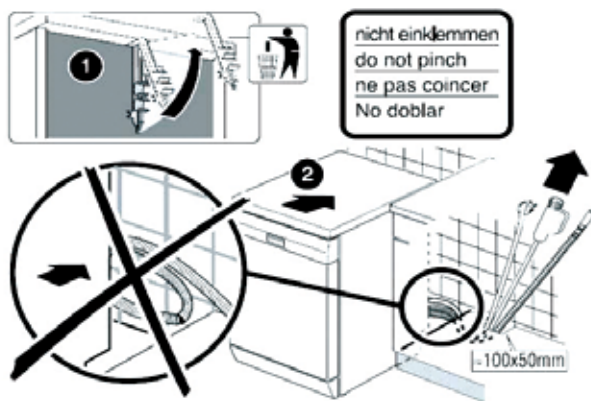


60cm Fully Integrated	SMV68TX06E ActiveWater Dishwasher	
Household Size / Capacity	• 4 - 5 pax / 12 + 2 International Place Settings	
Consumption Rates	<ul style="list-style-type: none"> • A+++ Energy Efficiency • 0.83kWh per Economy Wash • 9.5L Water Consumption per Economy Wash 	
Wash Programmes	<ul style="list-style-type: none"> • Intensive 70°C • Auto 45 - 65°C • Economy 50°C • Night Programme 50°C • Short 60°C • Glass 40°C • Quick Wash 45°C • Pre-Rinse 	
Special Options	<ul style="list-style-type: none"> • VarioSpeed Plus • HygienePlus • Extra Dry • Machine Care Programme 	
Features	<ul style="list-style-type: none"> • EcoSilence™ Drive • Zeolite Drying • Aqua Sensor • Load Sensor • Dosage Assist Basket • High Definition Color TFT Display • Electronic Refill Indicator (Salt, Rinse Aid) • Time Light • Heat Exchanger • Remaining Time Display 	
Baskets	<ul style="list-style-type: none"> • VarioFlex Basket System with red colored touchpoints • VarioDrawer Pro • Rackmatic 3-stage Upper Basket 	
Safety	<ul style="list-style-type: none"> • Aqua Stop • Childproof Door Lock 	
Convenience	<ul style="list-style-type: none"> • Time Delay: 1 – 24 hours • Quiet Operation: 42dB 	
Specification	<ul style="list-style-type: none"> • Dimension (WxHxD): 59.8 x 81.5 x 55cm • Cut out Dimension (WxHxD): 60 x (81.5 – 87.5) x 55cm • Length of Inlet Hose: 165cm • Length of Outlet Hose: 190cm • Length of Electrical Supply Cord: 175cm • 10 AMP 	

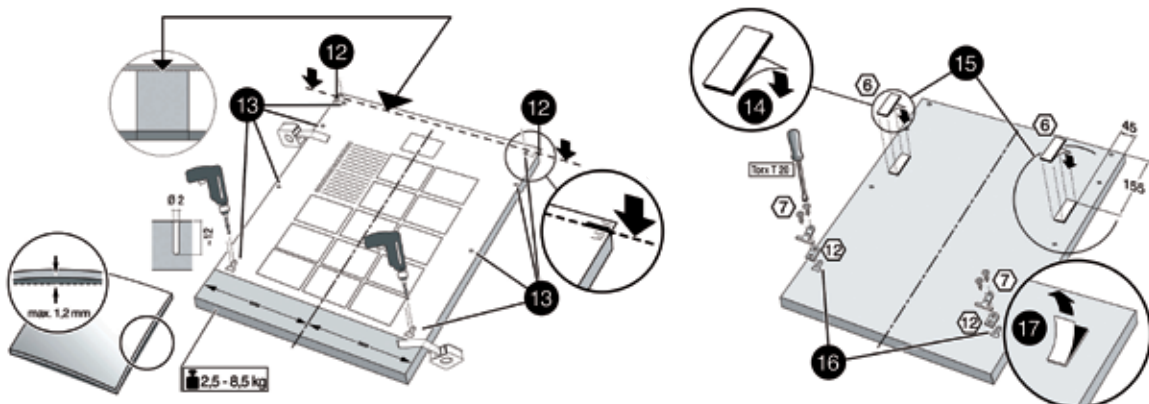


Installation Tips

For all types of dishwasher installation, leave a space of 100 X 50mm for water inlet and outlet.



For Integrated dishwashers, cabinet panel weight needs to be within 2.5-8.5kg.

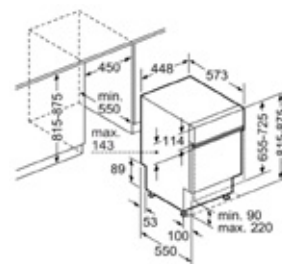
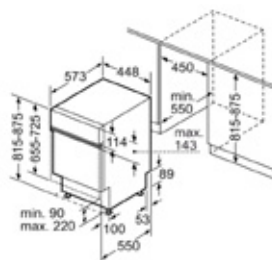
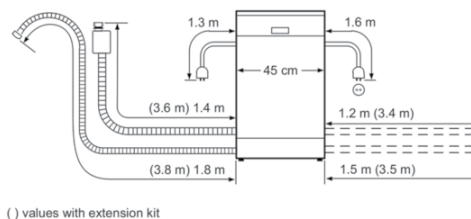


Technical Diagrams

All descriptions and technical diagrams are intended as a guide only. For additional technical information, full dimensions and installation details, please refer to the instruction and installation manuals supplied with the appliance.

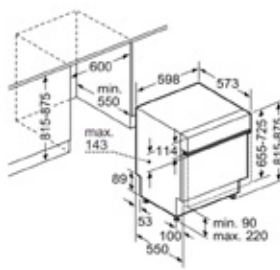
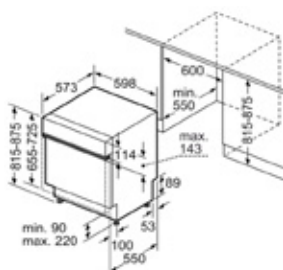
45cm Semi-Integrated

SPI50E95EU



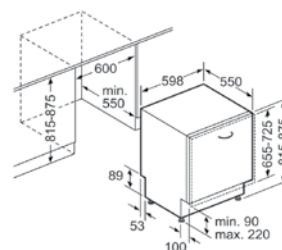
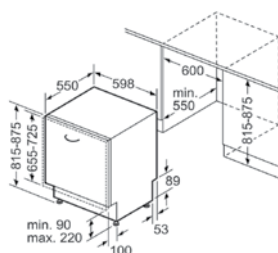
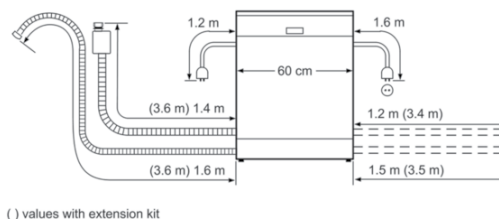
60cm Semi-Integrated

SMI46MS03E



60cm Fully Integrated

SMV46MX03E, SMV68TX06E



All measurements are in mm

Service you can depend on.

Expert, fast and reliable customer service from Bosch, before and after your purchase, Bosch is your partner for life.

Reliability guaranteed. No compromises.

All Bosch home appliances are produced with maximum care, using high quality materials. We promise it in our 2-year manufacturer's warranty on all appliances.

Speedy Response

Our customer's time is valuable and so we react quickly. We aim for a business response time of 2 business days from your call, offering on-site diagnosis and repairs. Our customer's time is valuable and so we react quickly. We aim for a business response time of 2 business days from your call, offering on-site diagnosis and repairs.

Quality service straight from the manufacturer. Original Bosch.

We are committed to quality - also when it comes to after sales service. No-one knows our appliances better than our highly trained service engineers. They are working with the latest equipment for measuring, diagnostics and repairs, and use only original Bosch spare parts.

Lifetime service. It goes without saying at Bosch.

Once your warranty period is over, we are still there to assist you. You can rely on our expert care and first-rate service throughout your appliance's life cycle. From missing instruction manuals to appliance repair - we take care of everything. A promise is a promise!

Original accessories. Effective care products.

Take a look at our extensive range of accessories for some inspiration: discover additional uses, replace old materials for optimum operation or simply give a trusty home appliance a good work-over. With the right care, you will be able to enjoy your high quality appliance for many years to come. To help you do so, we offer a wide range of Bosch-certified cleaning and care products.

Tested and Approved Cleaning and Care Collection

Cleaning and caring for your appliances is crucial to maintaining optimum performance and keeps your appliances looking good. Our cleaning and care collection undergoes stringent test and quality checks. They are developed to complement your appliances, to tackle the toughest cleaning job and to keep your appliances in top shape.

Bosch Online Store

Shop at your convenience with the Bosch Online Store. Browse the Cleaning and Care Collection and wide range of accessories from the comfort of your home. Visit us at www.bosch-home.com.sg/store.

On-Call

Our friendly Bosch Customer Service team provides competent, reliable assistance for all of your needs; whether that is product advice, to arranging a visit from a service engineer, or ordering the right original accessories or spare parts.

For engineer visits, spare parts replacement and accessories or product advice, please contact:

Customer Care Line:
(65) 6751 5000

Operating Hours:
Monday to Friday, 8.30am to 5.30pm

Customer Service Center:
4012 Ang Mo Kio Avenue 10
#01-01 Techplace 1
Singapore 569628

www.bosch-home.com.sg

To find out more
about Bosch
Home Appliances:

Visit us at
Bosch Experience Center.
11 Bishan Street 21,
Bosch Building #04-01
Singapore 573943
Mainline: 63561080



Follow us on **Instagram:**
[boschhomesg](https://www.instagram.com/boschhomesg)



Like us on **Facebook**
[www.facebook.com/
BoschHomeSG](https://www.facebook.com/BoschHomeSG)





BSH Home Appliances Pte. Ltd. (Reg. No: 199608497E)

11 Bishan Street 21 Bosch Building #04-01

Singapore 573943

Toll Free: 1800-MY-BOSCH (1800-69-26724)

Fax: (65) 6507 3818

www.bosch-home.com.sg