



BOSCH

Invented for life

Perfect results at your fingertips.

The new generation of built-in appliances from Bosch.
A complete solution for your everyday essentials.
2017 - 2018



**EUROPE'S
BRAND NO.1***

Contents.

Ovens, multifunctional oven, steam ovens, microwave ovens	10 - 61
Coffee machine	62 - 65
Warming drawers	66 - 69
Built-in appliances	70 - 71
Hoods	72 - 87
Hobs	88 - 123
Cool solutions	124 - 139
Dishwashers	140 - 149
Laundry	150 - 161
Accessories	162 - 165



Invented for life.

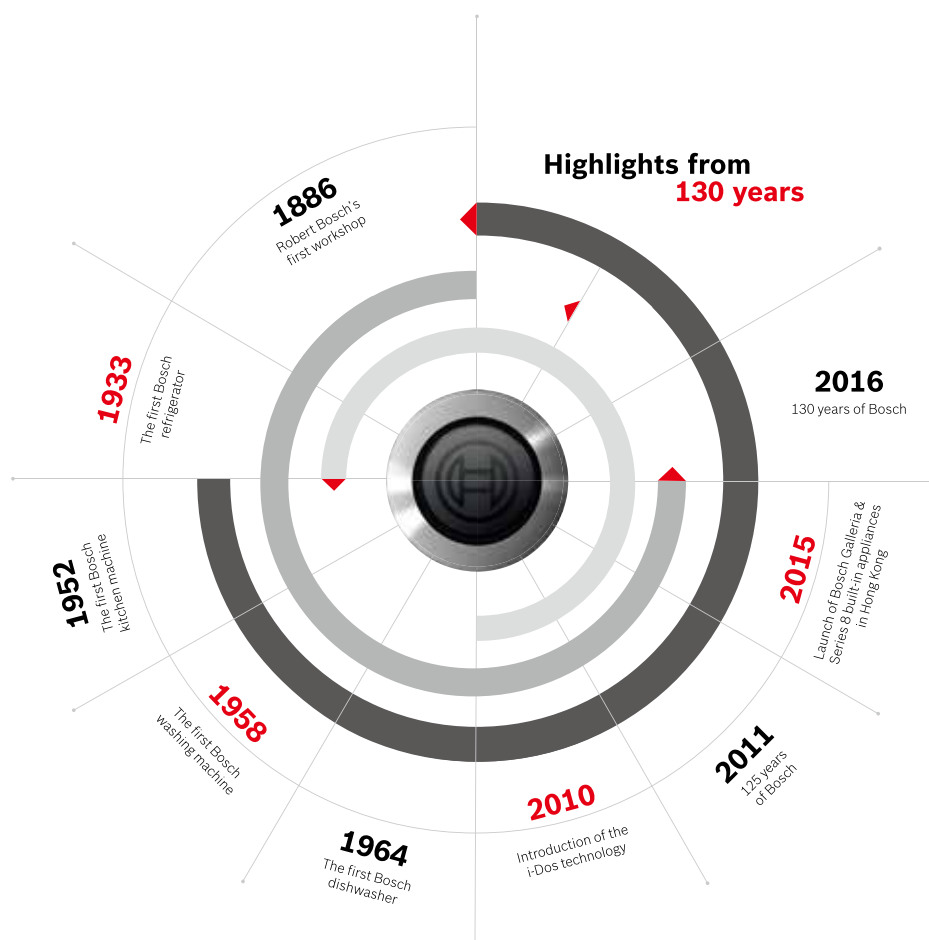
The beauty of German craftsmanship and design, perfectly showcased by Bosch over 130 years.

Founded in 1886, Bosch has been synonymous with outstanding technology and craftsmanship. Through continuous innovation, precise electrical engineering and electronic technology, Bosch has become the world's pioneer in industrial technology. Simple yet elegant, Bosch home appliances make every kitchen an art space with their concise design and aesthetics of life.

Today, Bosch is one of the leading home appliances brands in Europe. The brand offers a full spectrum of small domestic, free-standing and built-in appliances in Hong Kong. Renowned for its one-stop cooking solution, Bosch products include the highly-rated kitchen machines; professional, high quality ovens, steam ovens, cooktops, cookerhoods, refrigerators and dishwashers. Other home appliances include vacuum cleaners, washing machines, irons and coffee machines, offering a complete solution for living with innovative designs to fulfil the unique need of every consumer.

"I would rather lose money than trust", the philosophy of company founder, Robert Bosch, continues to guide Bosch in developing high-quality products and assuming social responsibility wherever it operates. Treating people and nature with respect has been a corporate principle from the beginning and is reflected in the company's energy-efficient, resource-conserving and sustainable products and processes.

True to the brand's philosophy brand "Invented for life", Bosch will continue to offer consumers with quality and perfect technology for a better life.



Designing perfection.

“We take rational values and make them tangible at an emotional level”

Robert Sachon, Global Design Director of Bosch Brand

“Bosch” Stands for perfection

Bosch Home Appliance has stood for technical perfection and superior quality. The design team has always presented rational values, making them tangible through comprehensive and intuitive design. Bosch's appliances showcase high-quality materials and deliver them right down to the smallest detail. We treat design as a key part of brand management. Our design team has always played a critical role in the development of product concepts from inception to ensure perfection is concisely achieved and quality is perceived with all senses.

Bosch is “Red Dot: Design Team of the Year 2015”

Our products have received applause world-wide with more than 500 awards in the past 10 years, thanks to their groundbreaking technology, outstanding quality and intelligent design. Today, Bosch continues its outstanding record of winning numerous prestigious international awards and accolades including the Red Dot Design Award and iF Product Design Award. For the 60th anniversary of the Red Dot Award, one of the largest and most prestigious award in the world, Bosch was given the honorary title of “Red Dot: Design Team of the Year 2015”. These honors demonstrate premium quality, advanced technology, ease of operation and outstanding German tradition, which Bosch has been able to rely on.



reddot award 2015
winner



Quality from Bosch, around the world.

Bosch appliances offer premium home solutions for property developers worldwide.



North America: In the heart of Las Vegas and on the cutting edge.

The MGM CityCenter is a 308,000 m² large building complex which was commissioned by MGM International Resort and realized by eight internationally renowned architects. Being one of the most expensive privately funded construction projects in the U.S., it offers plenty of leisure space for the 2,700 exclusive apartments – many of them are fully equipped with Bosch appliances.



Arabia: New standards in Dubai and around the world.

The unique combination of traditional Arabic elements with modern architecture and unprecedented technology, Tom Wright created a Dubai landmark. At 321 meters high, the hotel is one of the tallest, most luxurious and expensive hotels in the world. Therefore it's no wonder that the demands for quality kitchen appliances in each of the 16 suites were just as high.



Australia: Bright prospects.

At a height of 323 meters, the Q1 Tower is one of the tallest residential buildings in the world, dominating the skyline of Australia's famous Gold Coast. Spread across 80 floors, the luxury apartments offer breathtaking views of the coast on the outside – and in the interior, the best views of German engineering.



Europe: Aiming high.

The renowned Spanish architect, Santiago Calatrava designed the Turning Torso. At 190 meters, it's the tallest skyscraper in Scandinavia and is the urban highlight in Malmö. The building, with its exciting design evokes the impression that it revolves around its own axis. Trusted by Samark Arkitektur & Design AB who create extraordinary interiors, the 150 apartments were fitted with modern, Scandinavian design – and Bosch home appliances. Therefore, the building is an architectural masterpiece on both the inside and outside.

Online experience redefined.



Our website now not only includes a localised Chinese version, but also features an improved user interface that is easy to navigate, even on smartphones and tablets. Get the latest news on our products and events anytime.

www.bosch-home.com.hk



Discover Bosch at your fingertips.

Now you can experience a complete home solution anywhere you go, with the new Bosch Home Hong Kong mobile app. The app offers a user-friendly interface for browsing the latest product range. It's more than just a digital catalogue. Conveniently, it also includes useful tools to help design and build the perfect home, so you will always find it handy.



A thumbs up for Bosch.

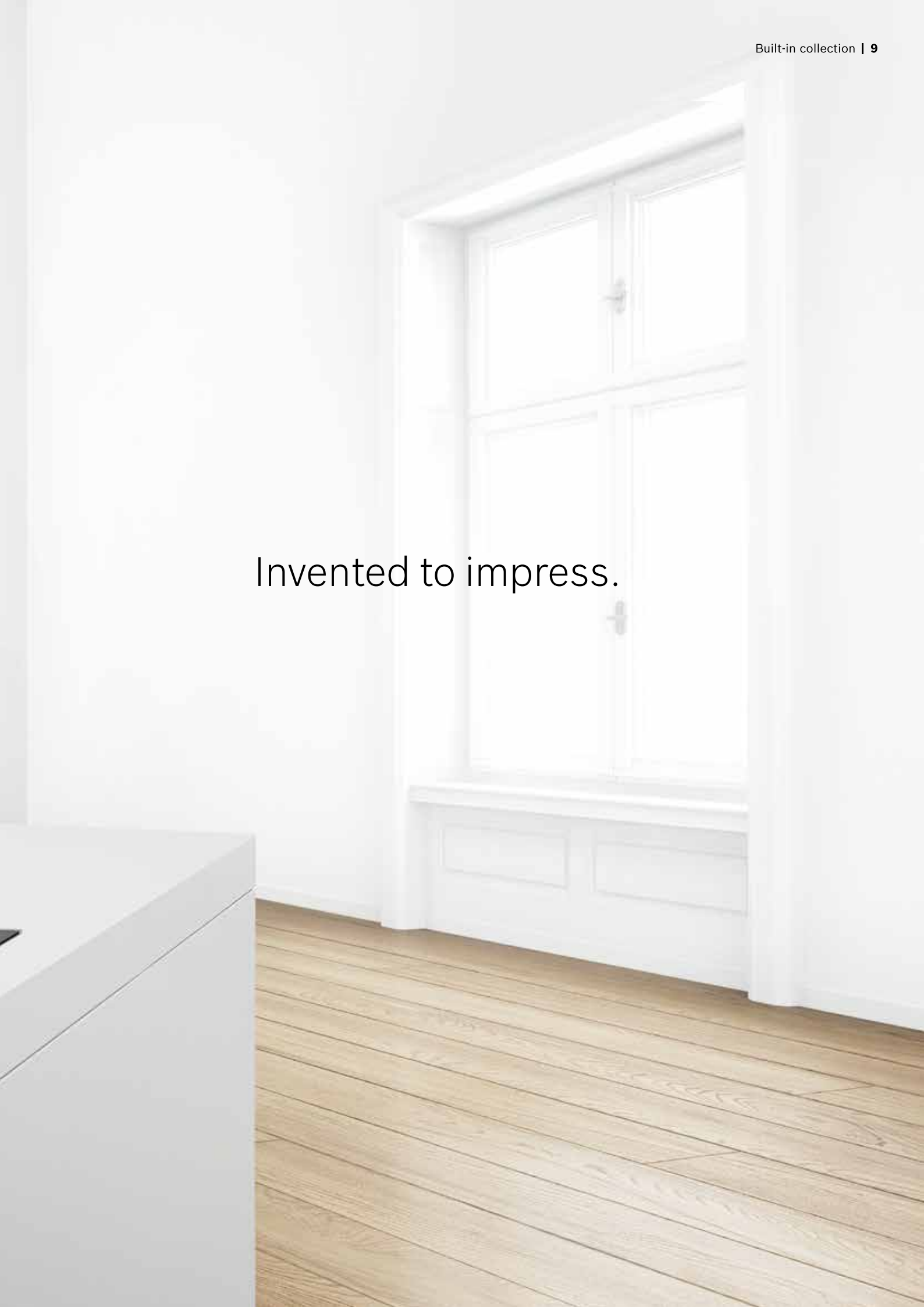
Our Facebook page lets you enjoy engaging Bosch content with delicious recipes, great home tips, special events and hot new product announcements. Follow us to find out more!

www.facebook.com/boschhomeHK





Invented to impress.



Ovens.



Series 8 design options.

Fits every kitchen. And every need.

The new Series 8 appliances are the stand-out choice – not just because of their superior performance and convenience. They are engineered to perfection, thanks to precision craftsmanship and sophisticated design that extends down to the smallest detail. The panel heights and display designs for all Series 8 products are consistent across the entire range. No matter which built-in appliances or heights you choose, they all fit together in complete harmony. In addition, the elegant stainless-steel strip at the bottom of the appliances creates a uniform look, especially when installed side by side. Appliances stacked on top of one another complement each other perfectly without the stainless-steel strip at the bottom edge. We also offer matching chimney hoods and dishwashers, allowing you maximum freedom to plan your ideal kitchen.



Series 8 design options.

Design à la carte. Technology à la Bosch.

To make sure you'll never lose your appetite for the look of your kitchen, we also offer Series 8 appliances in timeless ColorGlass versions. Thanks to the ideal combination of glass and metal, these appliances fit seamlessly into almost any kitchen and can be combined with a perfectly matching Bosch chimney hood. In addition, our ColorGlass fronts are extremely impact-resistant and very easy to clean. You can even add your own unique touch of colour: Series 8 built-in appliances are also available in Artic White ColorGlass and Volcano Black ColorGlass, in addition to the classic stainless-steel version.







When every single of our appliances makes your life a little bit easier – that's Bosch in every detail.

We believe the perfect built-in appliance must be designed for one thing above all else: to make your time spent in the kitchen as pleasant as possible. So we developed the new Series 8. Every detail of every appliance has been carefully designed, produced and tested by our engineers to fully satisfy the highest standards in quality, performance and convenience. The result is cutting-edge technology, timeless design and remarkable ease of use, reducing the workload for you and consistently delivering perfect results. Discover the new Series 8 from Bosch.

Proven quality

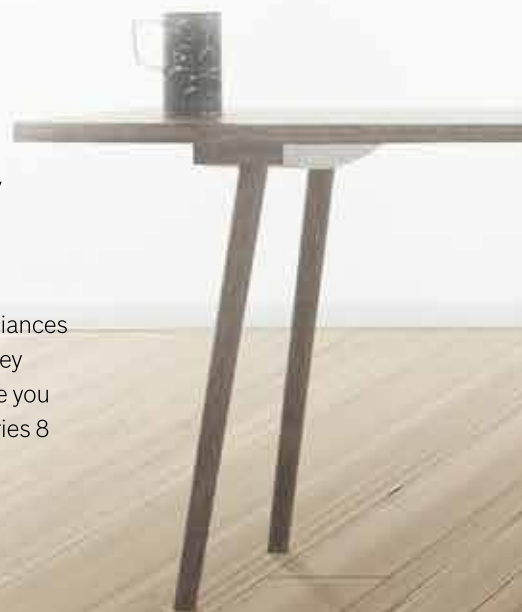
The new Series 8 brings you much more than just outstanding functionality and craftsmanship. We devote the same high level of care, passion and dedication to all areas of our work – from the first design draft right through to customer service. It's the same Bosch quality that you have been able to rely on for more than 130 years.

Top performance

What drives us every day is our desire to improve. We strive to make the best even better, by developing functional, durable and energy-efficient innovations that surpass all expectations. Take, for example, the new PerfectBake sensor in our Series 8 ovens – perfectly baked cookies and cakes, at the touch of a button.

Maximum convenience

Bosch is dedicated to making your life easier. Our innovative built-in appliances are easy to use, and you won't waste a second trying to figure out how they work. Sophisticated features deliver the best results every time, and save you considerable effort and expense in the process. That's what our new Series 8 stands for – less work and much more cooking pleasure.



The new Series 8 generation of ovens.

Put a new spin on your cooking career.

No matter how complicated a recipe may look, with the Series 8 ovens it will be a piece of cake. These cutting-edge ovens constantly monitor the progress of your cooking and automatically regulate temperature and length of time. Whether you're preparing poultry, meat, fish, vegetarian dishes, baked goods or desserts, your favourite dishes are always cooked to perfection – and it couldn't be easier. Now you have a master chef to help you in the kitchen: your oven.





Ovens | Control panel

We didn't reinvent the wheel.
But we taught it how to cook.



Everything you need at hand: our new, intuitive control ring makes cooking easier than ever. With just a small turn of the stainless steel ring, you can adjust any of your oven's settings. The TFT-touchdisplay, with its clear and straightforward design, guides you through the various menu options. This gives you full control over your dishes at all times and everything succeeds with ease.



**PerfectBake**

Baking has never been easier. The PerfectBake sensor offers uniquely precise sensitivity, constantly measuring the moisture level of your dishes and automatically regulating the baking process. You'll never have to set the heating mode, length of time or temperature ever again – the PerfectBake sensor has it all under control. Simply select the type of dish, such as "Cake", and press "Start". Your oven will do the rest. The result: muffins, cake and quiche baked to perfection.



Ovens | Functions | PerfectBake and PerfectRoast

Become a master chef – at the touch of a button.

When you cook with a Series 8 oven with the PerfectBake and PerfectRoast functions, there is almost no limit to what you can do. The combination of these two sensor-controlled functions ensures that your oven always knows precisely how your dish is progressing. It sets the optimal heating mode, temperature and cooking time accordingly. Every dish, from roast beef to lemon pie, is cooked to perfection, so you no longer need to constantly check on their progress – unless you can't help but admire the cutting-edge technology at work.



Lemon & Orange Cupcake

Ingredients:

100g butter
100g granulated sugar
1 tsp vanilla essence
2 eggs
100g cake flour
2/3 tsp baking powder
1/2 each for lemon & orange peel

Preparation Method:

1. Use the kitchen machine to blend butter and sugar, add in vanilla essence, and slowly add in the eggs. Mix well.
2. Add in sifted flour and baking powder, mix in lemon and orange peel.
3. Pour the mixture into the cupcake molds until 80% full. Place in oven level 2.
4. Set to Assist> Cake, bread > Cake > Cake in tins.
5. Remove from oven after baking and serve.

Tips:

For the best result, do not undermix or overmix. The batter should be mixed using the kitchen machine under low speed until the ingredients have just combined.



Cooking Program:



Bundt Cake



Ingredients:

150g dark chocolate (85% cacao)
 4 medium egg whites
 75g sugar (for the egg whites)
 150g butter
 100g sugar (for the flour mixture)
 1 packet vanilla sugar
 1 pinch salt
 2 medium eggs
 4 medium egg yolks
 75g blanched, ground almonds
 75g flour
 1 tsp baking powder
 10g cocoa powder
 80g melted chocolate

Preparation Method:


1. Melt chocolate over low heat.
2. Beat egg whites and sugar until stiff.
3. Stir butter until soft. Gradually stir in sugar, vanilla sugar, salt and melted chocolate.
4. Gradually stir in eggs and egg yolks.
5. Combine almonds, flour, baking powder and cocoa, mix well and add in two batches.
6. Fold in beaten egg whites using a rubber spatula.
7. Grease a 22cm diameter Bundt cake mould, pour in batter and bake at level 2.
8. Set to Assist > Cake, bread > Cake > Cake in tins.
9. Remove from oven after baking.
10. Top the cake with melted chocolate and serve.

Tips:

For a consistent cake structure, avoid trapping air bubbles by slowly pouring in the batter, allowing it to fill the crevices of the bundt cake mold.

Cooking Program:





**PerfectRoast**

Christmas turkey, Easter lamb or Sunday roast – with the PerfectRoast meat probe, you'll get perfect results every time. Just like a professional chef, but with total ease. Through several highly sensitive measuring points, the probe determines the core temperature of your roast to the exact degree and second, guaranteeing perfect roasting results. Another benefit: you can also use the meat probe in the microwave- and steam oven mode.



Roast Beef Fillet with French Chestnut Purée



Ingredients:

olive oil
1 beef fillet, about 1 pound
salt and crushed black pepper

French Chestnut Purée:

40g unsalted butter
250g shelled French chestnut
20g onion, chopped
8g sugar
200ml chicken broth
salt and crushed black pepper

Preparation Method:

1. Heat pan over medium heat, add olive oil to pan fry beef fillet. Season with salt and pepper. Fry until golden colour, remove from heat.
2. Place the beef into oven, insert the meat probe, select Assist > Meat > Beef > Fillet, medium, press start. Remove when done. Rest in room temperature for 8 minutes.
3. For French chestnut purée: Heat small saucepan with 20g butter over medium heat. Add chestnuts, onions and sugar, stir-fry until fragrant, add chicken broth, simmer for about 5 minutes.
4. Blend the mixture with a hand blender, sift, season with salt and pepper to taste.
5. Slice the beef fillet, serve with French chestnut purée.

Tips:

Roast Beef fillet must rest at room temperature for several minutes before serving, otherwise, the juices will be completely lost.

Cooking Program:



French Spring Chicken with Couscous Salad

Ingredients:

2 spring chicken
20g unsalted butter
sea salt and crushed black pepper
some baby tomatoes

Couscous Salad:

1/2 cup couscous
1/4 tsp salt
3/4 cup chicken both
a little orange, yellow and red bell pepper, chopped
a little cucumber, cubed
1/2 lemon juice and peel
a little mint leaves, chopped
a little crushed black pepper
80ml extra virgin olive oil

Preparation Method:

1. Cut breast and thighs from chickens. Marinate with sea salt and crushed black pepper briefly.
2. Heat pan with butter over medium heat, pan-fry the chicken until the skin become crispy and golden brown.
3. Place the chicken into oven, Insert the meat probe, select Assist > Poultry > Chicken > Chicken breast, press start. Remove from oven after cooking and set aside.
4. For Couscous salad: Add couscous and salt into a large bowl. Pour boiling chicken broth into the bowl, cover with plastic cling wrap, rest for 20 minutes. Mix warm couscous with bell pepper and cucumber, and then add the lemon juice with zest, mint leaves and crushed black pepper. Add in extra virgin olive oil, mix the couscous with a fork. Chill the mixture in fridge.
5. Place the couscous salad on a plate and add the chicken on top. Decorate with baby tomatoes and serve.

Tips:

To make the couscous salad, use a fork to stir gently.
Couscous is made with coarse wheat flour and water, rolled with the hands. When dried, its shape and colour become similar to millet.

Cooking Program:



Ovens | Functions | Assist

The first recipe collection in the form of an oven.

You could search through stacks of cookbooks and old family recipes without ever finding precise information on temperature or cooking time. Thanks to the Bosch Assist function for automatic oven settings, you don't have to worry about that anymore: simply select the desired dish in the control panel and your oven automatically sets the ideal heating mode, temperature and length of time. Of course, you can also select these settings yourself every bit as easily.







4D HotAir

Thanks to 4D HotAir, you can place your food on any shelf level from one to four and the results will be consistently perfect. Our new fan wheel makes it possible: it changes the direction of rotation during operation to distribute heat evenly on every level. And that's not all: with 4D HotAir, you can also bake and roast on up to four different levels simultaneously. For reliable results from top to bottom.

Ovens | Heating modes

Because there's hot – and then there's hot.

Truly perfect baking and roasting requires not only the ideal temperature, but also the appropriate heating mode. From 4D HotAir to HotAir Eco to desiccation, Series 8 ovens offer up to 15 different heating modes that deliver great results, whatever the dish. For everything from haute cuisine to simple daily dishes, exceptional quality is guaranteed.



HotAir Eco

HotAir Eco is our improved version of convection, the heating mode most commonly used in homes. Thanks to special temperature controls, your oven is never a single degree hotter than necessary and uses up to 30 per cent less energy. This makes our ovens great for precision cooking on a single baking level – ideal for cakes, casseroles, meat dishes, frozen foods, and much more.



Top and bottom heat Eco

In addition to classic top and bottom heat, Series 8 ovens feature a new eco-friendly mode for extremely efficient operation. Prepare perfect sponges, pound cakes, delicate pastries, bread and rolls while saving valuable energy.



Desiccation

Our desiccation heating mode is a healthy alternative to buying dried fruit from the supermarket. Whether you want dried apples for muesli or dried tomatoes for antipasti – your oven has it covered. You'll taste the difference – and can be sure that additives such as sulphur dioxide never reach your plate.

Other heating options



Top and
bottom
heat



Pizza
setting



Bottom
heat



Slow
cook



Pre-heat



Defrost



Keep
warm



Hot-air
grill



Full-
width
grill



Half-
width
grill



Intensive
heat

Homemade Pasta with Roasted Pepper Sauce

Ingredients:

Roasted Red Bell Pepper Sauce:

1 red bell pepper
100ml extra virgin olive oil
1/2 garlic
1.5 cup semi-dried tomatoes in oil
70g roasted pine nuts
50g shredded parmesan cheese
1 bunch basil
salt and crushed black pepper

Homemade Spaghetti:

200g Italy "00" flour
pinch of salt
2 eggs

Preparation Method:

1. For roasted red bell pepper sauce: Roast red bell pepper into a preheated 180°C oven until the skin is slightly charred. Remove and place in a bowl, wrap with plastic cling wrap and let cool. Remove the skin and seeds of the peppers, keep the flesh for later use.
2. Mix olive oil, garlic, dried tomatoes, pine nuts and sweet pepper, mash with a hand blender.
3. Add grated cheese and blend until smooth. Add basil, season with salt and pepper to taste. Set aside.
4. For homemade spaghetti: Mix "00" flour, salt and eggs, knead with the kitchen machine's dough hook at medium speed for about 10 minutes until a smooth dough is formed, wrap with plastic cling wrap, rest in fridge for 30 minutes.
5. Roll the dough through the kitchen machine's pasta accessory several times to create a 2mm thick pasta sheet (dust with "00" flour to prevent the dough from sticking to your hands and the accessory).
6. Cut the pasta sheet into long thick strands with the pasta accessory. Cook for 2 minutes in boiling water, remove and drain.
7. Mix the hot spaghetti with sauce to serve.

Tips:

Homemade spaghetti has a firm texture and tastes even better when cooked al dente.

Cooking Program:



Foie Gras Apple Crème Brûlée

Ingredients:

130g foie gras (at room temperature)
 140g milk
 140g whipping cream
 a little sea salt
 a little crushed black pepper
 3 egg yolks (60g each)
 20ml sauterne liqueur
 20g green apple dices

Preparation Method:

1. Put foie gras, milk, whipping cream, sea salt and black pepper bits in a small pot, cook over low heat until thin cream-like. Remove from heat, blend with hand blender until smooth. Set aside to cool slightly.
2. Add egg yolk one by one to foie gras mixture, blend to mix, pour in Sauterne liqueur, mix well.
3. Place green apple dices in baking cups. Sieve the foie gras mixture, pour into baking cups to 90% full.
4. Preheat oven to 100°C with added steam at level 3. Steam foie gras custard for about 30 minutes. Let the custard cool down and chill them in fridge.
5. Sprinkle a thin layer of sugar over the top of the custard. Use a torch to melt and caramelize the sugar evenly.

Tips:

High quality French Foie Gras makes the crème brûlée smooth and silky, making it a perfect appetizer when served cold.

Green apple dices have a refreshing flavor, which balances out the rich flavor of Foie Gras.

Cooking Program:



Ovens | Cleaning functions

Delegate the cleaning.

Anyone who has ever cleaned an oven by hand knows how exhausting and time-consuming it can be. However, this chore is a thing of the past, thanks to our new EcoClean Direct cleaning aid and pyrolytic self-cleaning function. While the oven is in operation, the special EcoClean Direct coating works to reduce dirt accumulation. The pyrolytic cleaning function then burns off grime at the touch of a button – so your oven practically cleans itself. You won't waste a minute on cleaning, leaving you more time to enjoy cooking.

EcoClean Direct

While the oven bakes or roasts, the special direct coating of microfine ceramic particles on its interior walls absorbs grease and residue and breaks them down through oxidation. All you need to do is wipe the bottom and inside of the glass door. The direct coating also regenerates every time you heat the oven, and continues to do so for the entire service life of the appliance. To remove substantial residues, simply activate the EcoClean Direct cleaning programme.

Pyrolytic cleaning

When you activate the pyrolytic cleaning function, the oven heats up to 480°C and burns off any burned-on grease and food residue. All that's left is a little ash that you can easily remove with a paper towel. Depending on the degree of residue that has accumulated, select one of three different cleaning programmes and press "Start" – your oven will do the rest for you. And because the baking trays, racks and shelf rails are all pyrolytic-proof, you can leave them in the oven during cleaning.



on



off

menu



Cleaning type
EcoClean Direct

00h 00m





Ovens | Equipment options | Doors

Open for your wishes.

Different people need different things in their kitchen, so the Series 8 ovens are available with a wide variety of features. Whether it concerns the interior lighting, the door or the rail system, with our ovens you can find the solution that fits you best. No matter what you choose, the baking and roasting results will always be the same: perfect.

Door versions

Whether you're thinking about buying an oven, compact oven, steam oven or microwave, our doors are perfectly tailored to Series 8 appliances in both form and function. For example, our ovens with pyrolytic cleaning or microwave function come with flatter inner glazing, which makes them much easier to clean. All of our doors also have the practical SoftOpen & SoftClose function, so they can be opened and closed even more softly and quietly. Of course, safety is also of paramount importance: all doors stay cool enough for comfortable handling while the oven is operating to provide maximum protection for large and small hands alike.

Ovens | Equipment options | Shelf systems and lighting

Perfection on every level.

As far as we're concerned, safe and convenient baking begins with the loading and unloading of baking trays. That's why our new Series 8 ovens come with several different shelf systems, including easy-glide, triple and fully-extendable telescopic rails, ensuring you'll always be able to handle your dishes safely and easily. Three different lighting options guarantee optimal visibility – for example, the energy-saving lateral LED lights not only illuminate your dishes from all sides, but also save you money – all during a service life of up to 40 years.

Shelf systems

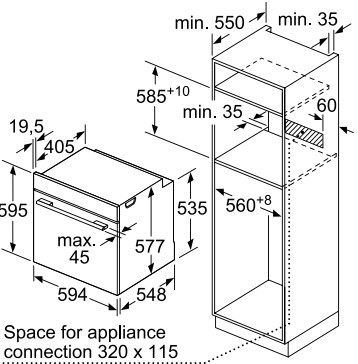
Whether you choose a standard shelf system or one with single, double or triple telescopic rails – all of our shelf systems are safe and easy to use. Our telescopic rail sets are fully extendable on up to three levels – ideal for conveniently loading and removing baking trays. And for the first time, all shelves are pyrolytic-proof and suitable for microwave and steam operation.

Lighting versions

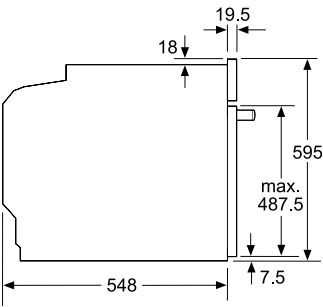
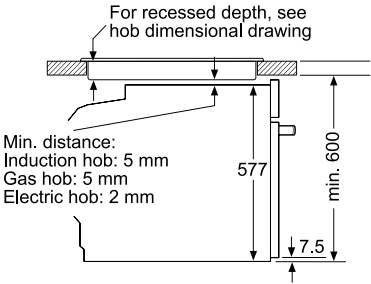
Depending on the model, Series 8 ovens are equipped with our classic halogen, standard LED or new lateral LED illumination. LEDs are currently the brightest lights on the market. They provide perfect illumination, are highly efficient and have the longest service life. The lateral LED lighting also offers separate illumination on each level, which is especially convenient when baking with multiple trays simultaneously.











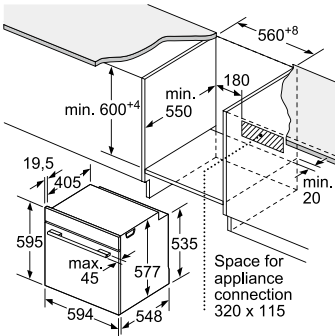


Installation with a hob.



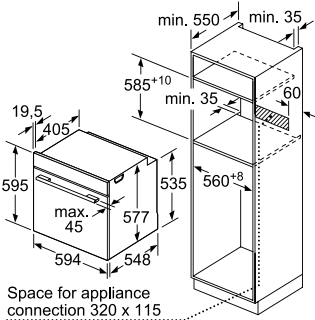
	HBG656RS1B 60cm built-in oven	\$28,400
	     	
Performance	<ul style="list-style-type: none">• 13 cooking methods:<ul style="list-style-type: none">- 4D HotAir- HotAir Eco- Hot air grilling- Top and bottom heating- Top and bottom heating eco- Bottom heating- Grill – small area- Grill – large area- Pizza setting- Slow cooking- Defrost- Plate warming- Keep warm	
Functions	<ul style="list-style-type: none">• Assist function - automatic cooking programmes• EcoClean Direct panel at ceiling, back and side walls• PerfectRoast meatprobe• PerfectBake sensor• Clean function	
Features	<ul style="list-style-type: none">• Rapid heat function• Electronic touch with ring control• High definition color TFT with graphic display• Digital temperature display• SoftOpen and SoftClose door• Triple glass door (40°C door temperature)*• Interior lighting• Sabbath setting	
Design	<ul style="list-style-type: none">• Enamel oven interior• 5 shelf levels with 1 level full extension telescopic rail• Door hinge: Bottom	
Safety functions	<ul style="list-style-type: none">• Childproof lock• Integral cooling fan• Safety switch off function• Residual heat indicator• Door contact switch	
Technical information	<ul style="list-style-type: none">• Total connected load: 3.6kW (20A single-phase connection)• Capacity: 71L• Heating temperature: 30°C – 300°C• Dimensions (H x W x D):<ul style="list-style-type: none">- Appliance: 595 x 594 x 548 mm- Cavity: 357 x 480 x 415 mm	
Supplied accessories	<ul style="list-style-type: none">• 2 combination grids• 1 universal pan	
Country of origin	• Germany	

* Measured at the middle of the window at 180°C oven temperature, after 1 hour on top and bottom heat.

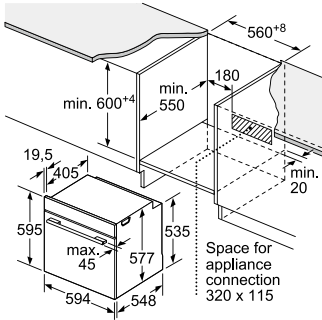
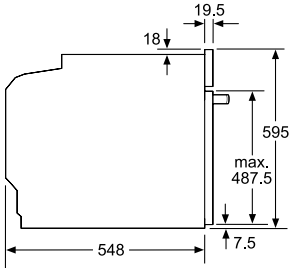
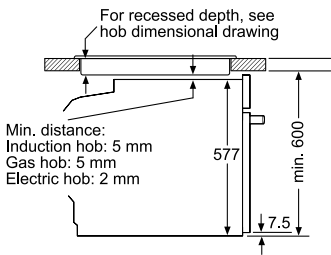


If the appliance will be installed underneath a hob, the following worktop thicknesses (including substructure if necessary) must be taken into account.

Hob type	min. worktop thickness	
	fitted	flush
Induction hob	37 mm	38 mm
Full surface Induction hob	47 mm	48 mm
Gas hob	30 mm	38 mm
Electric hob	27 mm	30 mm






Installation with a hob.

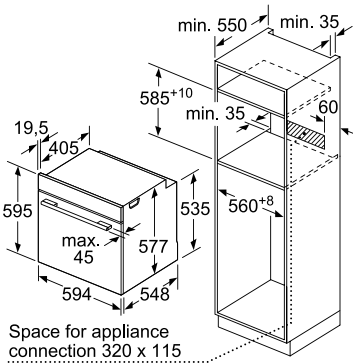


If the appliance will be installed underneath a hob, the following worktop thicknesses (including substructure if necessary) must be taken into account.

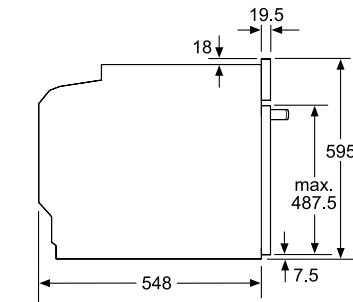
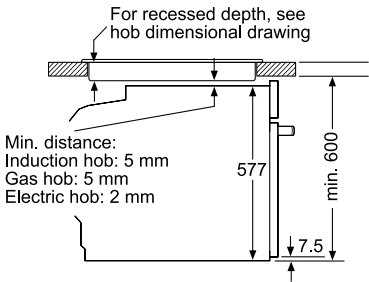
Hob type	min. worktop thickness	
	fitted	flush
Induction hob	37 mm	38 mm
Full surface Induction hob	47 mm	48 mm
Gas hob	30 mm	38 mm
Electric hob	27 mm	30 mm



	HBG634BW1 (Artic White) HBG634BB1B (Volcano Black) 60cm built-in oven - colorglass	\$24,800
	  	
Performance	<ul style="list-style-type: none">• 13 cooking methods:<ul style="list-style-type: none">- 4D HotAir- HotAir Eco- Hot air grilling- Top and bottom heating- Top and bottom heating eco- Bottom heating- Grill – small area- Grill – large area- Pizza setting- Slow cooking- Defrost- Plate warming- Keep warm	
Function	<ul style="list-style-type: none">• EcoClean Direct panel at rear wall	
Features	<ul style="list-style-type: none">• Rapid heat function• Electronic touch with ring control• High definition color TFT clear text display• Digital temperature display• SoftOpen and SoftClose door• Triple glass door (40°C door temperature)*• Interior lighting• Sabbath setting	
Design	<ul style="list-style-type: none">• Enamel oven interior• 5 shelf levels• Door hinge: Bottom	
Safety functions	<ul style="list-style-type: none">• Childproof lock• Integral cooling fan• Safety switch off function• Residual heat indicator• Door contact switch	
Technical information	<ul style="list-style-type: none">• Total connected load: 3.6kW (20A single-phase connection)• Capacity: 71L• Heating temperature: 30°C – 300°C• Dimensions (H x W x D):<ul style="list-style-type: none">- Appliance: 595 x 594 x 548 mm- Cavity: 357 x 480 x 415 mm	
Supplied accessories	<ul style="list-style-type: none">• 1 combination grid• 1 universal pan	
Country of origin	<ul style="list-style-type: none">• Germany	

* Measured at the middle of the window at 180°C oven temperature, after 1 hour on top and bottom heat.

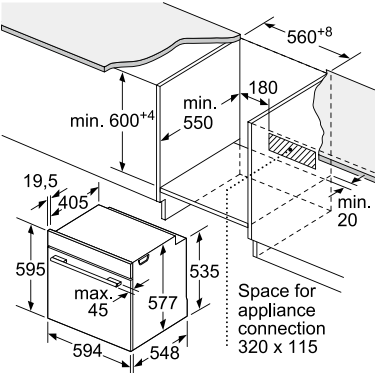


Installation with a hob.



	HBG633BS1 60cm built-in oven	\$15,800
	 	
Performance	<ul style="list-style-type: none">10 cooking methods:<ul style="list-style-type: none">- 4D HotAir- HotAir Eco- Hot air grilling- Top and bottom heating- Top and bottom heating eco- Bottom heating- Grill – small area- Grill – large area- Pizza setting- Defrost	
Function	<ul style="list-style-type: none">EcoClean Direct panel at back wall	
Features	<ul style="list-style-type: none">Rapid heat functionElectronic touch with ring controlHigh definition color TFT clear text displayDigital temperature displaySoftOpen and SoftClose doorTriple glass door (40°C door temperature)*Interior lightingSabbath setting	
Design	<ul style="list-style-type: none">Enamel oven interior5 shelf levelsDoor hinge: Bottom	
Safety functions	<ul style="list-style-type: none">Childproof lockIntegral cooling fanSafety switch off functionResidual heat indicatorDoor contact switch	
Technical information	<ul style="list-style-type: none">Total connected load: 3.6kW (20A single-phase connection)Capacity: 71LHeating temperature: 30°C – 300°CDimensions (H x W x D):<ul style="list-style-type: none">- Appliance: 595 x 594 x 548 mm- Cavity: 357 x 480 x 415 mm	
Supplied accessories	<ul style="list-style-type: none">1 combination grid1 universal pan	
Country of origin	<ul style="list-style-type: none">Germany	

* Measured at the middle of the window at 180°C oven temperature, after 1 hour on top and bottom heat.



If the appliance will be installed underneath a hob, the following worktop thicknesses (including substructure if necessary) must be taken into account.

Hob type	min. worktop thickness	
	fitted	flush
Induction hob	37 mm	38 mm
Full surface Induction hob	47 mm	48 mm
Gas hob	30 mm	38 mm
Electric hob	27 mm	30 mm


CBG635BS1
 45cm built-in compact oven

\$12,400

Performance

- 13 cooking methods:
 - 4D HotAir
 - HotAir Eco
 - Hot air grilling
 - Top and bottom heating
 - Top and bottom heating eco
 - Bottom heating
 - Grill – small area
 - Grill – large area
 - Pizza setting
 - Slow cooking
 - Defrost
 - Plate warming
 - Keep warm

Functions

- EcoClean panel at back wall
- AutoPilot programmes (10 automatic programmes)

Features

- Rapid heat function
- Electronic touch with ring control
- High definition color TFT clear text display
- Digital temperature display
- SoftOpen and SoftClose door
- Triple glass door (40°C door temperature)*
- Interior lighting
- Sabbath setting

Design

- Enamel oven interior
- 3 shelf levels
- Door hinge: Bottom

Safety functions

- Childproof lock
- Integral cooling fan
- Safety switch off function
- Residual heat indicator
- Door contact switch

Technical information

- Total connected load: 2.99kW (13A)
- Capacity: 47L
- Heating temperature: 30°C – 300°C
- Dimensions (H x W x D):
 - Appliance: 455 x 594 x 548 mm
 - Cavity: 237 x 480 x 415 mm

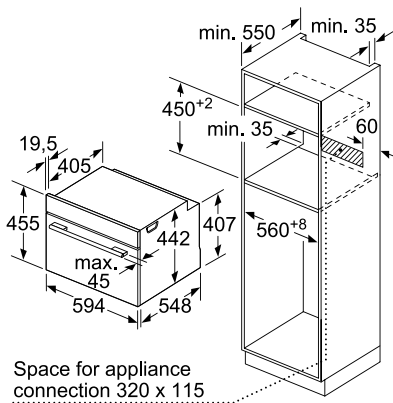
Supplied accessories

- 1 combination grid
- 1 universal pan

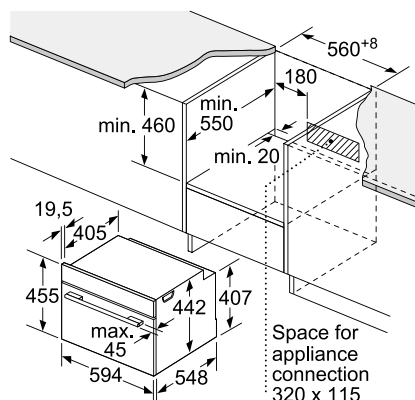
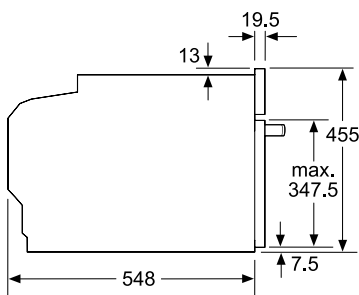
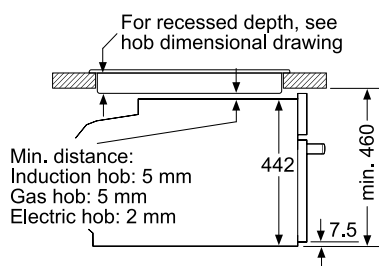
Country of origin

- Germany

* Measured at the middle of the window at 180°C oven temperature, after 1 hour on top and bottom heat.



Installation with a hob.



If the compact appliance will be installed underneath a hob, the following worktop thicknesses (including substructure if necessary) must be taken into account.

Hob type	min. worktop thickness	
	fitted	flush
Induction hob	42 mm	43 mm
Full surface Induction hob	52 mm	53 mm
Gas hob	32 mm	43 mm
Electric hob	32 mm	35 mm



Ovens | Added steam

Add a touch of steam.



Added Steam function

When you cook using one of our classic heating modes, dishes turn out even better if you add a little bit of moisture from time to time. And that's exactly what our added steam function does. Whether you're reheating dishes, proving dough, baking or roasting, you can simply set the oven to automatically add steam, or you can add steam manually and regulate its intensity.



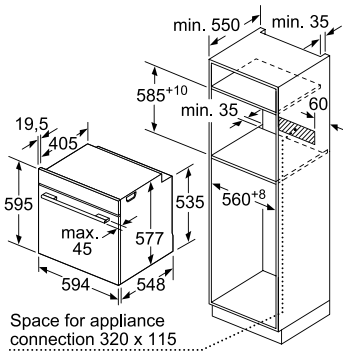
Regeneration

Reheating a prepared dish is known as "regeneration". Dishes are gently heated in 90–95°C steam and taste as delicious as if they had been cooked fresh. Regeneration even keeps meat wonderfully crisp, so your holiday roast will taste great long after the festive season is over.

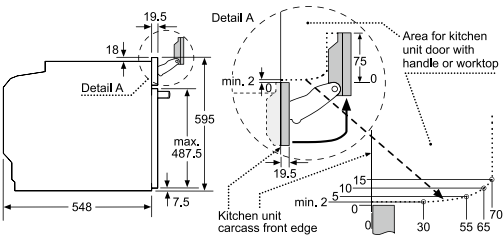
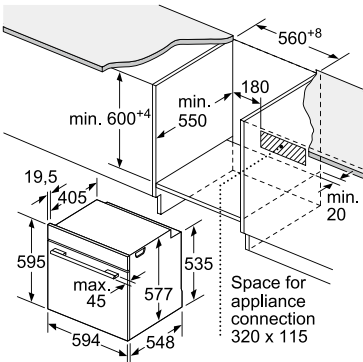
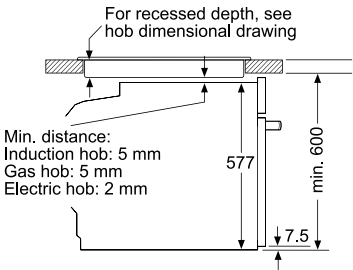


Dough proving

For yeast dough and sourdough. Dough will rise considerably quicker than at room temperature. The surface of the dough does not dry out.



Installation with a hob.



	<div>HRG6769S2B</div> <div>60cm built-in combination oven with added steam</div> <div>\$42,800</div>
	<div><div><div><div><div></div><div>EcoSilence Drive</div></div><div><div><div></div><div>4D HotAir</div></div><div><div><div></div><div>Assist</div></div><div><div><div></div><div>PerfectBake</div></div><div><div><div></div><div>PerfectRoast</div></div></div></div></div></div></div></div></div>
Performance	<div><div><div>• 15 cooking methods:</div><div><div><div>- 4D HotAir</div><div>- HotAir Eco</div><div>- Hot air grilling</div><div>- Top and bottom heating</div><div>- Top and bottom heating eco</div><div>- Bottom heating</div><div>- Grill – small area</div><div>- Grill – large area</div></div><div><div><div>- Intensive heat</div><div>- Pizza setting</div><div>- Slow cooking</div><div>- Defrost</div><div>- Desiccate</div><div>- Plate warming</div><div>- Keep warm</div></div></div></div><div><div>• 2 steam methods:</div><div><div><div>- Reheat</div><div>- Dough proving</div></div></div></div></div></div>
Functions	<div><div><div>• Assist function - automatic cooking programmes</div><div>• Pyrolytic cleaning function</div><div>• Descaling programme</div><div>• Drying function</div><div>• PerfectRoast meatprobe</div><div>• PerfectBake sensor</div></div></div>
Features	<div><div><div>• Rapid heat function</div><div>• Electronic touch with ring control</div><div>• High definition color TFT graphic display</div><div>• Digital temperature display</div><div>• SoftOpen and SoftClose door</div><div>• Quadruple glass door (30°C door temperature)*</div><div>• LED illumination</div><div>• Sabbath setting</div></div></div>
Design	<div><div><div>• 5 shelf levels with 3 levels full extension telescopic rail</div><div>• Door hinge: Bottom</div></div></div>
Safety functions	<div><div><div>• Childproof lock</div><div>• Integral cooling fan</div><div>• Safety switch off function</div><div>• Residual heat indicator</div><div>• Door contact switch</div></div></div>
Technical information	<div><div><div>• Total connected load: 3.6kW (20A single-phase connection)</div><div>• Capacity: 71L</div><div>• Water tank capacity: 1L</div><div>• Heating temperature: 30°C – 300°C</div><div>• Dimensions (H x W x D):</div><div><div><div>- Appliance: 595 x 594 x 548 mm</div><div>- Cavity: 357 x 480 x 415 mm</div></div></div></div></div>
Supplied accessories	<div><div><div>• 2 combination grids</div><div>• 1 universal pan</div></div></div>
Country of origin	<div><div><div>• Germany</div></div></div>

* Measured at the middle of the window at 180°C oven temperature, after 1 hour on top and bottom heat.



The new Series 8 generation of combination steam ovens/steam ovens.

Steams so gently that even vitamins stay for dinner.

There is no healthier or tastier way to prepare food than in a Series 8 combination steam oven/steam oven. When gently cooked in steam, foods retain their vitamins and aroma while bringing out their full and natural flavour. Vegetables stay crisp, while poultry and fish remain juicy and tender. With steam, you can even cook without adding oil or fat. Thanks to its integrated water tank, the oven doesn't need a direct water connection, giving you much more flexibility in choosing its location.

Menu cooking

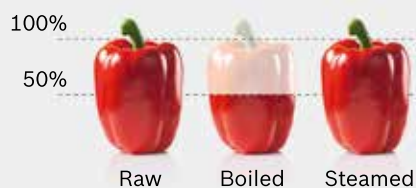
With the Series 8 steam oven, you can prepare an entire set menu using up to three levels at once. Salmon with asparagus and rosemary potatoes? Cook them all together and everything will turn out perfectly. Need to prepare dessert, too? No problem. Thanks to the moisture in the oven, there's no intermingling of flavours – each dish retains its own authentic flavour.



Preserving vitamins and minerals

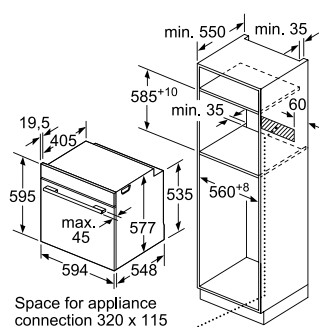
Dishes that are cooked in hot steam not only retain their vitamins and minerals, but also their full, natural flavour. So you can also go easy on the extra seasoning, and use much less salt when cooking. In short, healthy food has never tasted better.

Mineral content

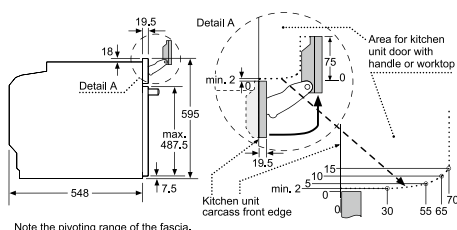
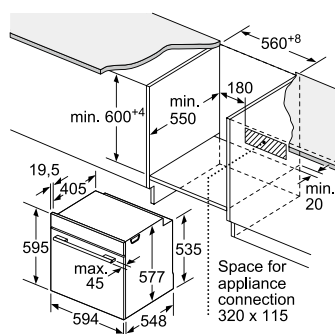
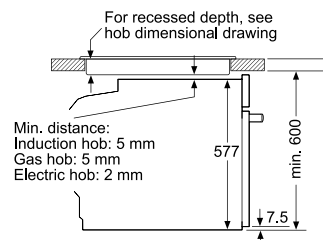








Steam function

The steam function automatically adds a constant flow of moisture when the oven is in one of the classic heating modes. The result: your roasts are juicy on the inside and beautifully crisp on the outside, and your bread crusts are perfectly browned. Ovens featuring this function can also be used to steam vegetables and fish.

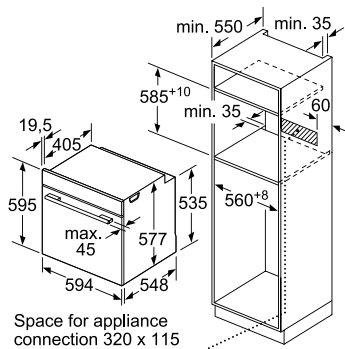


Installation with a hob.

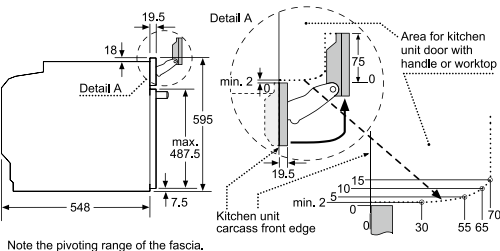
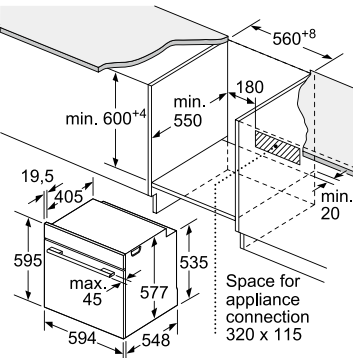
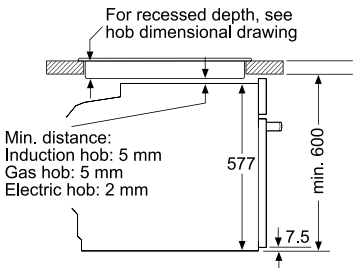


	HSG656RS1 60cm built-in combination steam oven \$36,800
	<div style="display: flex; justify-content: space-around;">       </div>
Performance	<ul style="list-style-type: none"> 12 cooking methods: <ul style="list-style-type: none"> 4D HotAir HotAir Eco Hot air grilling Top and bottom heating Top and bottom heating eco Bottom heating 4 steam methods: <ul style="list-style-type: none"> Steam Defrost <div style="display: flex; justify-content: space-between;"> <ul style="list-style-type: none"> Grill – small area Grill – large area Pizza setting Slow cooking Plate warming Keep warm <ul style="list-style-type: none"> Reheat Dough proving </div>
Functions	<ul style="list-style-type: none"> Assist function - automatic cooking programmes EcoClean Direct panel at rear, ceiling and side walls Self-cleaning function Descaling programme Drying function PerfectRoast meatprobe PerfectBake sensor
Features	<ul style="list-style-type: none"> Rapid heat function Electronic touch with ring control High definition color TFT with graphic display Digital temperature display SoftOpen and SoftClose door Triple glass door (40°C door temperature)* LED light at cavity ceiling Sabbath setting
Design	<ul style="list-style-type: none"> 5 shelf levels with 1 level full extension telescopic rail Door hinge: Bottom
Safety functions	<ul style="list-style-type: none"> Childproof lock Integral cooling fan Safety switch off function Residual heat indicator Door contact switch Water tank empty indicator
Technical information	<ul style="list-style-type: none"> Total connected load: 3.6kW (20A single-phase connection) Capacity: 71L Water tank capacity: 1L Heating temperature: Steam 30°C – 100°C Hot air 30°C – 250°C Hot air + steam 30°C – 250°C Dimensions (H x W x D): <ul style="list-style-type: none"> Appliance: 595 x 594 x 548 mm Cavity: 355 x 480 x 415 mm
Supplied accessories	<ul style="list-style-type: none"> 1 large steam container (perforated) 1 small steam container (perforated) 1 small steam container (solid) 1 enamel baking tray 1 grid 1 universal pan
Country of origin	<ul style="list-style-type: none"> Germany

* Measured at the middle of the window at 180°C oven temperature, after 1 hour on top and bottom heat.



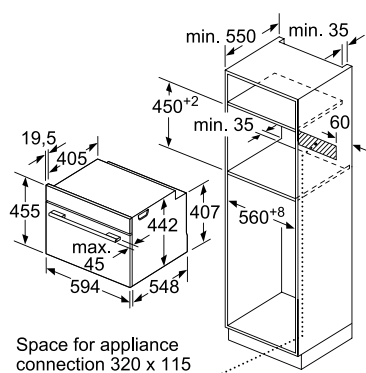
Installation with a hob.



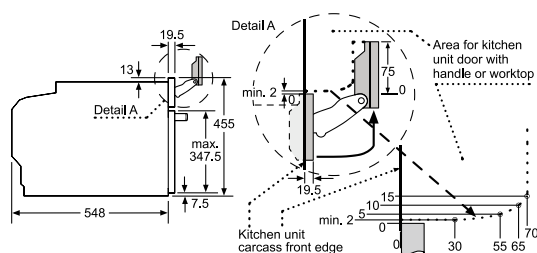
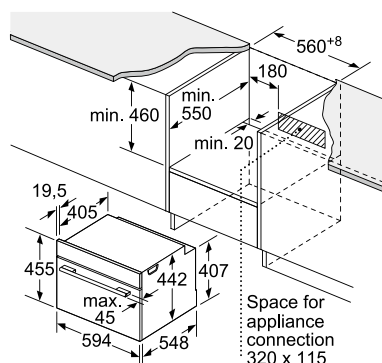
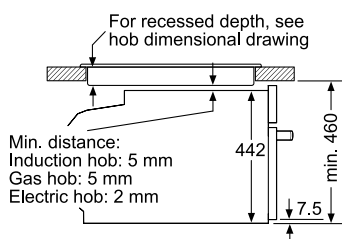
Note the pivoting range of the fascia.






	<div><div>HSG636ES1</div><div>60cm built-in combination steam oven</div></div> <div>\$35,800</div>
	<div><div><div><div><div></div><div>Steam Oven</div></div><div><div></div><div>EcoSence Drive</div></div><div><div></div><div>4D HotAir</div></div><div><div></div><div>Assist</div></div><div><div></div><div>PerfectBake</div></div><div><div></div><div>PerfectRoast</div></div></div></div></div>
Performance	<div><div><div><div>• 12 cooking methods:</div><div><div>- 4D HotAir</div><div>- Grill – small area</div></div><div><div>- HotAir Eco</div><div>- Grill – large area</div></div><div><div>- Hot air grilling</div><div>- Pizza setting</div></div><div><div>- Top and bottom heating</div><div>- Slow cooking</div></div><div><div>- Top and bottom heating eco</div><div>- Plate warming</div></div><div><div>- Bottom heating</div><div>- Keep warm</div></div></div><div><div>• 4 steam methods:</div><div><div>- Steam</div><div>- Reheat</div></div><div><div>- Defrost</div><div>- Dough proving</div></div></div></div></div>
Functions	<div><div><div><div>• Assist function - automatic cooking programmes</div><div>• EcoClean Direct panel at rear wall</div><div>• Descaling programme</div><div>• Drying function</div><div>• PerfectRoast meatprobe</div><div>• PerfectBake sensor</div></div></div></div>
Features	<div><div><div><div>• Rapid heat function</div><div>• Electronic touch with ring control</div><div>• High definition color TFT with graphic display</div><div>• Digital temperature display</div><div>• SoftOpen and SoftClose door</div><div>• Triple glass door (40°C door temperature)*</div><div>• LED light at cavity ceiling</div><div>• Sabbath setting</div></div></div></div>
Design	<div><div><div><div>• 5 shelf levels</div><div>• Door hinge: Bottom</div></div></div></div>
Safety functions	<div><div><div><div>• Childproof lock</div><div>• Integral cooling fan</div><div>• Safety switch off function</div><div>• Residual heat indicator</div><div>• Door contact switch</div></div></div></div>
Technical information	<div><div><div><div><div>• Total connected load: 3.6kW (20A single-phase connection)</div><div>• Capacity: 71L</div><div>• Water tank capacity: 1L</div><div>• Heating temperature: Steam 30°C – 100°C</div><div>Hot air 30°C – 250°C</div><div>Hot air + steam 30°C – 250°C</div></div><div><div>• Dimensions (H x W x D):</div><div><div>- Appliance: 595 x 594 x 548 mm</div><div>- Cavity: 355 x 480 x 415 mm</div></div></div></div></div></div>
Supplied accessories	<div><div><div><div><div>• 1 large steam container (perforated)</div><div>• 1 small steam container (perforated)</div><div>• 1 small steam container (solid)</div><div>• 1 enamel baking tray</div><div>• 1 grid</div><div>• 1 universal pan</div></div></div></div></div>
Country of origin	<div><div><div><div>• Germany</div></div></div></div>

* Measured at the middle of the window at 180°C oven temperature, after 1 hour on top and bottom heat.



Installation with a hob.



CSG656BS1B 45cm built-in combination steam oven		\$31,800
    		
Performance	<ul style="list-style-type: none"> 12 cooking methods: <ul style="list-style-type: none"> 4D HotAir HotAir Eco Hot air grilling Top and bottom heating Top and bottom heating eco Bottom heating 4 steam methods: <ul style="list-style-type: none"> Steam Defrost Grill – small area Grill – large area Pizza setting Slow cooking Plate warming Keep warm Reheat Dough proving 	
Functions	<ul style="list-style-type: none"> Assist function - automatic cooking programmes EcoClean Direct panel at rear, ceiling and side walls Self-cleaning function Descaling programme Drying function 	
Features	<ul style="list-style-type: none"> Rapid heat function Electronic touch with ring control High definition color TFT with graphic display Digital temperature display SoftOpen and SoftClose door Triple glass door (40°C door temperature)* LED light at cavity ceiling Sabbath setting 	
Design	<ul style="list-style-type: none"> 3 shelf levels Door hinge: Bottom 	
Safety functions	<ul style="list-style-type: none"> Childproof lock Integral cooling fan Safety switch off function Residual heat indicator Door contact switch 	
Technical information	<ul style="list-style-type: none"> Total connected load: 3.3kW (20A single-phase connection) Capacity: 47L Water tank capacity: 1L Heating temperature: Steam 30°C – 100°C Hot air 30°C – 250°C Hot air + steam 30°C – 250°C Dimensions (H x W x D): <ul style="list-style-type: none"> Appliance: 455 x 594 x 548 mm Cavity: 235 x 480 x 415 mm 	
Supplied accessories	<ul style="list-style-type: none"> 1 large steam container (perforated) 1 small steam container (perforated) 1 small steam container (solid) 1 grid 1 universal pan 	
Country of origin	<ul style="list-style-type: none"> Germany 	

* Measured at the middle of the window at 180°C oven temperature, after 1 hour on top and bottom heat.

Steamed Cod Steak with Asparagus & Prawn Foam



Ingredients:

2 black cod fish steak
olive oil, salt and crushed black pepper
6 asparagus
young radish leaves

Prawn Foam:

olive oil
vegetables: 25g each of onion, carrot and celery
1/2 tbsp tomato paste
6 shells and heads of prawn
a little cayenne powder
10ml brandy
100ml white wine
200g peeled tomatoes
1 bay leave
water
salt and crushed black pepper
1 tsp lecithin powder

Preparation Method:

1. For foamed sauce: Heat pan with olive oil over medium heat, stir-fry vegetables, add tomato paste, prawn heads and shells, stir-fry until golden in colour. Add cayenne powder and pour in brandy. Light with a torch to evaporate the alcohol. Add the white wine and cook until almost dry. Then add peeled tomatoes and bay leaves, add water to cover all the ingredients. Simmer with the lowest heat for about 30 minutes.
2. Blend the prawn sauce with a hand blender until smooth and run through a sieve. Add salt and crushed black pepper to the sauce to taste.
3. Clean cod steak, pat dry. Drizzle olive oil, add salt and crushed black pepper for seasoning.
4. Place asparagus in a preheated 100°C steam oven and cook for about 4 minutes. Remove after cooking, cut in half and set aside.
5. Steam cod steaks in a preheated 100°C steam oven for about 1.5 minutes to cook until just done.
6. Add lecithin powder to the prawn sauce, blend with a hand blender until foaming.
7. Place asparagus on a plate and add some prawn foam. Place the cod steak and young radish leaves on top and serve.

Tips:

Add brandy into prawn sauce and use a torch to evaporate the alcohol. This enhances the aroma and taste of the dish.

Cooking Program:



Steamed Tofu Cake

Ingredients:

100g cake flour
7g baking powder
3 egg white
30g sugar
130g kapok tofu
10g salad oil

Preparation Method:

1. Preheat steam oven at 100°C.
2. Sift cake flour and baking powder, set aside.
3. Mix egg white and sugar, then add tofu and blend well.
4. Add in sifted flour and baking powder. Finally add in salad oil and mix well.
5. Pour the mixture into medium-sized mold (about 6 portions).
6. Steam in steam oven for 18 minutes.

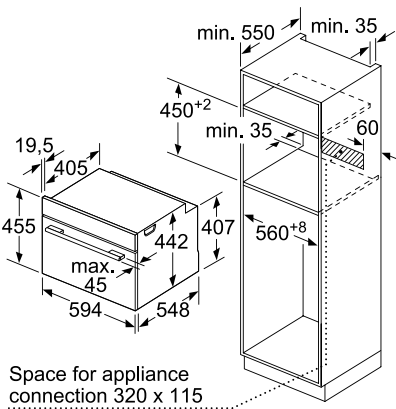
Tips:

Serve immediately after cooking for the best taste.

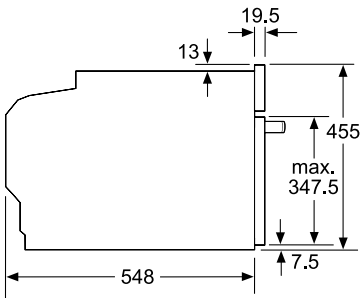
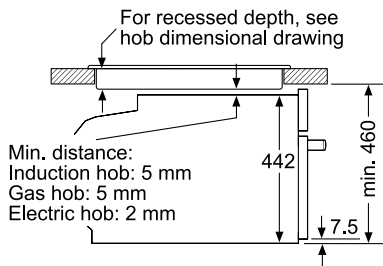





Cooking Program:

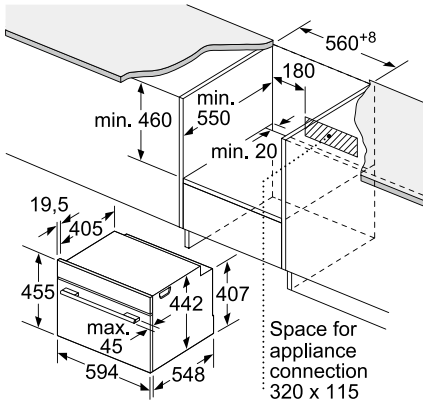




Installation with a hob.

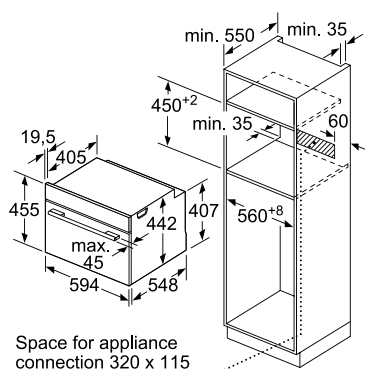


	CDG634BS1 45cm built-in steam oven	\$26,800
	  	
Performance	<ul style="list-style-type: none">• 4 heating methods:<ul style="list-style-type: none">- Steam- Defrost- Reheat- Dough proving	
Functions	<ul style="list-style-type: none">• AutoPilot programmes (20 automatic programmes)• Descaling programme	
Features	<ul style="list-style-type: none">• Electronic touch with ring control• High definition color TFT clear text display• Digital temperature display• SoftOpen and SoftClose door• Triple glass door• Interior lighting	
Design	<ul style="list-style-type: none">• 4 shelf levels• Door hinge: Bottom	
Safety functions	<ul style="list-style-type: none">• Childproof lock• Integral cooling fan• Safety switch off function• Door contact switch• Water tank empty indicator	
Technical information	<ul style="list-style-type: none">• Total connected load: 1.75kW (13A)• Capacity: 38L• Water tank capacity: 1.3L• Heating temperature: Steam 30°C – 100°C• Dimensions (H x W x D):<ul style="list-style-type: none">- Appliance: 455 x 594 x 548 mm- Cavity: 265 x 325 x 439 mm	
Supplied accessories	<ul style="list-style-type: none">• 1 large steam container (solid)• 1 large steam container (perforated)• 1 sponge	
Country of origin	• France	

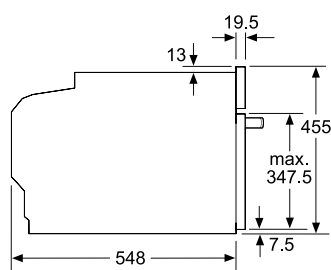
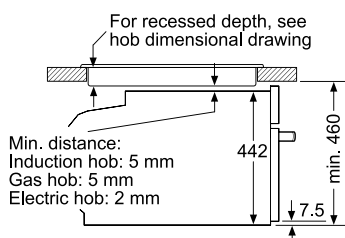





If the compact appliance will be installed underneath a hob, the following worktop thicknesses (including substructure if necessary) must be taken into account.

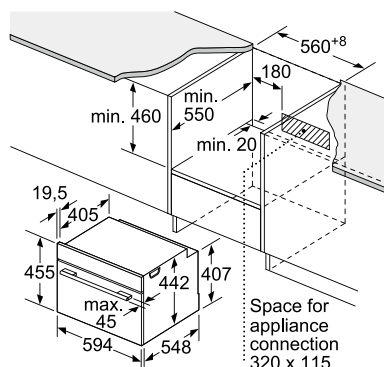
Hob type	min. worktop thickness	
	fitted	flush
Induction hob	42 mm	43 mm
Full surface Induction hob	52 mm	53 mm
Gas hob	32 mm	43 mm
Electric hob	32 mm	35 mm



Installation with a hob.



	CDG634BW1 (Artic White) CDG634BB1 (Volcano Black) 45cm built-in steam oven - colorglass	\$26,800
	  	
Performance	<ul style="list-style-type: none"> • 4 heating methods: <ul style="list-style-type: none"> - Steam - Defrost - Reheat - Dough proving 	
Functions	<ul style="list-style-type: none"> • AutoPilot programmes (20 automatic programmes) • Descaling programme 	
Features	<ul style="list-style-type: none"> • Electronic touch with ring control • High definition color TFT clear text display • Digital temperature display • SoftOpen and SoftClose door • Triple glass door • Interior lighting 	
Design	<ul style="list-style-type: none"> • 4 shelf levels • Door hinge: Bottom 	
Safety functions	<ul style="list-style-type: none"> • Childproof lock • Integral cooling fan • Safety switch off function • Door contact switch • Water tank empty indicator 	
Technical information	<ul style="list-style-type: none"> • Total connected load: 1.75kW (13A) • Capacity: 38L • Water tank capacity: 1.3L • Heating temperature: Steam 30°C – 100°C • Dimensions (H x W x D): <ul style="list-style-type: none"> - Appliance: 455 x 594 x 548 mm - Cavity: 265 x 325 x 439 mm 	
Supplied accessories	<ul style="list-style-type: none"> • 1 large steam container (solid) • 1 large steam container (perforated) • 1 sponge 	
Country of origin	• France	



If the compact appliance will be installed underneath a hob, the following worktop thicknesses (including substructure if necessary) must be taken into account.

Hob type	min. worktop thickness	
	fitted	flush
Induction hob	42 mm	43 mm
Full surface Induction hob	52 mm	53 mm
Gas hob	32 mm	43 mm
Electric hob	32 mm	35 mm

Ovens | Microwave function

Ready before you've even set the table.



Today's busy schedules don't always leave enough time for cooking. Series 8 ovens with integrated microwave function will allow you to find time to make any dish. Whether you want to roast, bake or just heat something up – the smart combination of classic heating and the microwave function helps you achieve perfect results in minutes. It's almost twice as fast, saves energy, and retains the full flavour.







The new Series 8 microwaves can be installed above another oven in a cabinet or separately in an overhead cabinet.



The new Series 8 generation of microwaves.

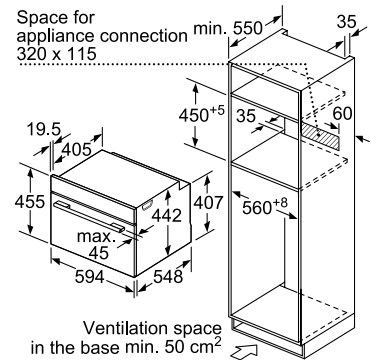
Some gourmets shouldn't be kept waiting.

Sometimes you just can't get food to the table fast enough. Our new Series 8 microwaves help you speed up the cooking process and give you perfect control over your menu and your schedule. Whether you're heating baby food, pre-cooked meals or frozen foods, you'll get outstanding results quickly, hygienically and without compromising on taste. So instead of killing time waiting for dinner to be ready, you and your loved ones will have much more time to enjoy it.

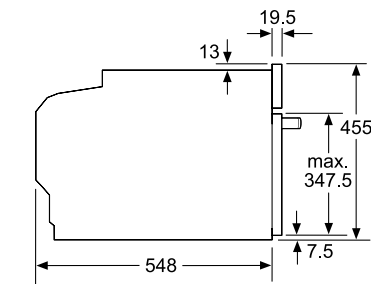
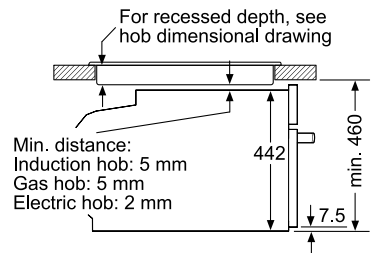
Power levels and automatic programmes



Our Series 8 microwave ovens with high-resolution TFT displays allow you to heat, defrost, roast or grill anything – thanks to 1,000 watts with five power levels. The AutoPilot programme also helps you achieve the best possible results with next to no effort. Just insert your roast, enter its weight and select the right programme from the menu. The rest takes care of itself, with 100 % flavour guaranteed.



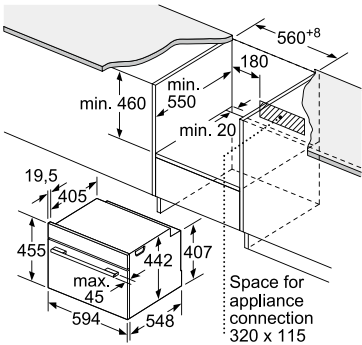


Installation with a hob.



	CMG633BS1B 45cm built-in combination oven with microwave	\$22,800
	 	
Performance	<ul style="list-style-type: none">• 6 cooking methods:<ul style="list-style-type: none">- 4D HotAir- HotAir Eco- Hot air grilling- Grill – small area- Grill – large area- Plate warming• Microwave combi function<ul style="list-style-type: none">- 5 power levels: Max., 600W, 360W, 180W, 90W	
Function	<ul style="list-style-type: none">• AutoPilot programmes (14 automatic programmes)	
Features	<ul style="list-style-type: none">• Rapid heat function• High definition color TFT clear text display• Digital temperature display• SoftOpen and SoftClose door• Triple glass door (40°C door temperature)*• LED light at cavity ceiling• Electronic touch with ring control	
Design	<ul style="list-style-type: none">• 3 shelf levels• Door hinge: Bottom	
Safety functions	<ul style="list-style-type: none">• Childproof lock• Integral cooling fan• Safety switch off function• Residual heat indicator• Door contact switch	
Technical information	<ul style="list-style-type: none">• Total connected load: 3.6kW (20A single-phase connection)• Capacity: 45L• Heating temperature: 30°C – 275°C• Grill output: 2.8kW max.• Dimensions (H x W x D):<ul style="list-style-type: none">- Appliance: 455 x 594 x 548 mm- Cavity: 237 x 480 x 392 mm	
Supplied accessories	<ul style="list-style-type: none">• 1 combination grid• 1 universal pan	
Country of origin	<ul style="list-style-type: none">• Germany	



* Measured at the middle of the window at 180°C oven temperature, after 1 hour on top and bottom heat.



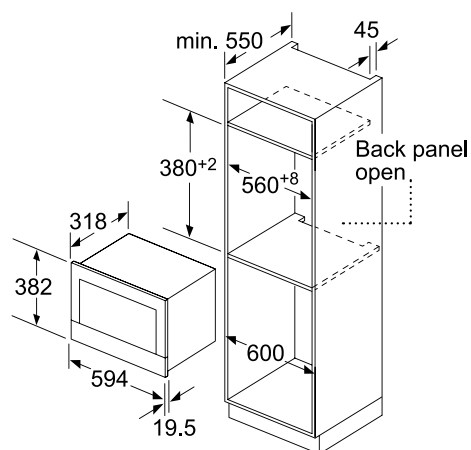
If the compact appliance will be installed underneath a hob, the following worktop thicknesses (including substructure if necessary) must be taken into account.

Hob type	min. worktop thickness	
	fitted	flush
Induction hob	42 mm	43 mm
Full surface Induction hob	52 mm	53 mm
Gas hob	32 mm	43 mm
Electric hob	32 mm	35 mm

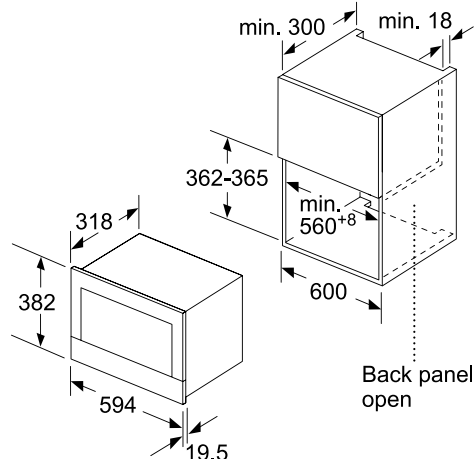


	BFL634GS1B Built-in microwave oven	\$8,400
	 	
Performance	<ul style="list-style-type: none"> Microwave output - 5 power levels: 900W, 600W, 360W, 180W, 90W 	
Functions	<ul style="list-style-type: none"> AutoPilot programmes (7 automatic programmes) 90 minutes maximum time setting 	
Features	<ul style="list-style-type: none"> Electronic clock with time display Electronic door opening button Electronic touch with ring control Automatic weight control High definition color TFT clear text display 	
Design	<ul style="list-style-type: none"> LED light at cavity ceiling Left-hinged Can be installed in wall unit 	
Safety function	<ul style="list-style-type: none"> Door contact switch 	
Technical information	<ul style="list-style-type: none"> Capacity: 21L Microwave output: 900W (max.) Total connected load: 1.22kW (13A) Dimensions (H x W x D): <ul style="list-style-type: none"> - Appliance: 382 x 594 x 318 mm - Cavity: 220 x 350 x 270 mm 	
Country of origin	<ul style="list-style-type: none"> United Kingdom 	

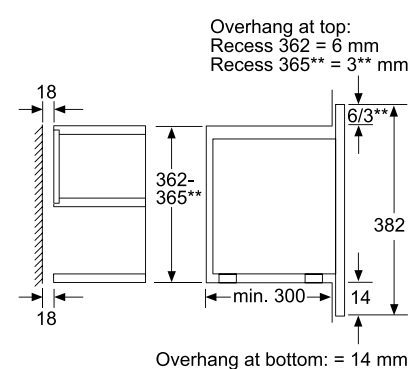
Microwave
in a tall cupboard



Microwave
in a wall-hanging cupboard



Microwave
Front panel overhang





The new Series 8 generation of built-in coffee machine.

Now your favourite café is open 24/7.

Espresso, cappuccino or latte macchiato? With the Series 8 built-in coffee machine, you can treat yourself and your guests to any beverage at the touch of a button. Bosch Barista technology guarantees a full-bodied aroma and perfect crema – for coffees as delicious as those brewed in your favourite café.



Optimal brewing temperature

The optimal brewing temperature for an espresso is between 90°C and 95°C. If the temperature is any higher or lower, the flavour of the beans is only partially released or the coffee is bitter.

Our smart SensoFlow system heats the water to just the right temperature, for a full-bodied espresso aroma from the first cup to the last.



Perfect tamping pressure

The AromaPro Concept brings you the finest aroma and an exquisite crema. A precision pressure system compresses the ground coffee perfectly every time, whatever the quantity. The convex shape of the tamper means that the water takes longer to pass through the ground coffee, enabling more flavours to be dissolved.



For the perfect aroma

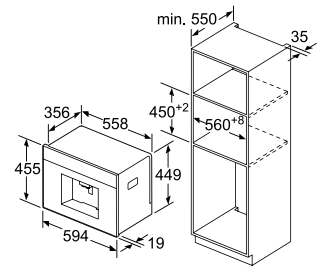
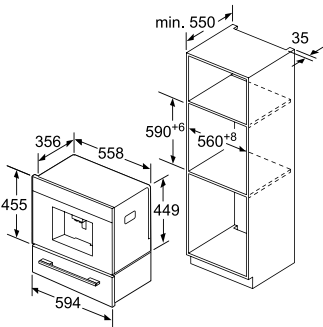
Not all coffees are the same: Each coffee variety, mixture and roast differs in grinding. The sensor-controlled grinder automatically adjusts the grinding time to the type of beans you are using – ensuring that you always grind the optimal quantity of beans for the desired strength of coffee.



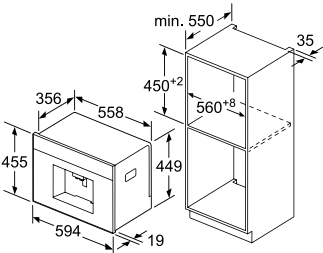
Extra Strong coffee with less bitterness

The more water passes through ground coffee, the more bitter the result. AromaDouble Shot grinds and brews extra strong coffee in two steps – and as only half the water is used at each step, the coffee produced is less bitter. So you can enjoy maximum flavour – even when drinking coffee at maximum strength.

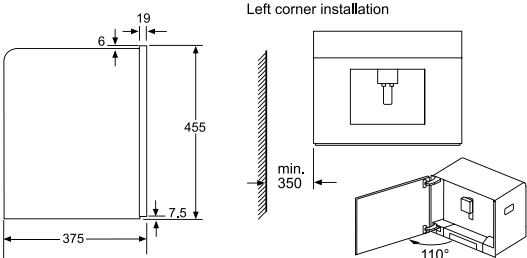




Bean and water containers are removed from the front.
 Recommended installation height 95-145 cm.



Bean and water containers are removed from the front.
 Recommended installation height 95-145 cm.



	<div> <div>CTL636ES1</div> <div>45cm built-in coffee machine</div> </div> <div>\$39,800</div>
	<div> <div> </div> </div>
Performance	<ul style="list-style-type: none"> SilentCeram Drive: Quiet premium grinder made from ceramic CoffeeSensor Pro: The grinding unit automatically adjusts to bean variety One-touch coffee milk specialities with especially fine-pored milk froth Milk froth, warm milk and hot water functions Water pump with 19 bar pressure Separate chute for ground coffee
Design	<ul style="list-style-type: none"> Main colour of product: Black, Stainless steel TFT display with interactive menu Illumination for coffee outlet Selectable display language
Flavour	<ul style="list-style-type: none"> SensoFlow System: The innovative heating system guarantees constant brewing temperature AromaPro Concept: Ideal contact pressure for optimal aroma extraction One-touch preparation: Ristretto, Espresso, Espresso Macchiato, Coffee, Cappuccino, Latte Macchiato, Caffè Latte AromaDouble Shot: Extra-strong coffee thanks to two grinding and brewing processes Adjustable beverage temperature Adjustable grinding fineness (multi-level) Including BRITA Intenza water filter
Convenience	<ul style="list-style-type: none"> MyCoffee: 8 favourite beverages with individual names and mixing ratio of milk and espresso IndividualCup Volume: Adjustable Cup sizes Height-adjustable Coffee outlet and milk frother OneTouch DoubleCup Water tank and bean container storage indicator
Hygiene	<ul style="list-style-type: none"> Removable brewing unit AutoMilk Clean SinglePortion Cleaning Automatic rinsing program Calc'nClean: Automatic cleaning and descaling programme Reminder for water filter change, descaling, cleaning Childproof lock
Technical information	<ul style="list-style-type: none"> Bean container with aroma protection lid (500g) Water tank removable for easy refilling (2.4L) Total connect load: 1600W (10A) Dimensions (H x W x D): 455 x 594 x 375 mm
Supplied accessories	<ul style="list-style-type: none"> 1 BRITA Intenza water filter 1 Insulated milk container with FreshLock lid (0.5L) 1 connection hose for milk frother 1 milk pipe 1 measuring spoon for ground coffee
Optional accessories	<ul style="list-style-type: none"> Cleaning tablets Descaling tablets BRITA Intenza water filter
Country of origin	<ul style="list-style-type: none"> Slovenia



New Series 8 drawer elements.

Sometimes our best ideas end up in a drawer.

Our Series 8 warming drawers can do much more than just keep food and plates warm. They're also perfect for slow-cooking meat, defrosting frozen foods, melting chocolate, drying fruit and proofing dough.

Warming drawers

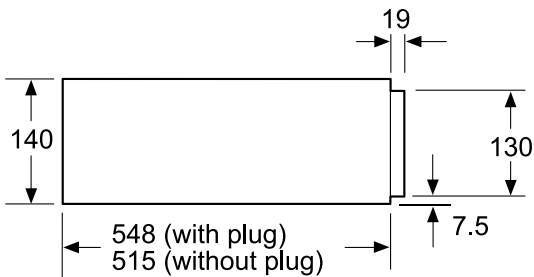
The new warming drawers from Bosch can be installed either separately or in combination with our Series 8 ovens, compact ovens and built-in automatic coffee machines. Our practical Push & Pull technology ensures they are always easy to open, even when you have both hands full.



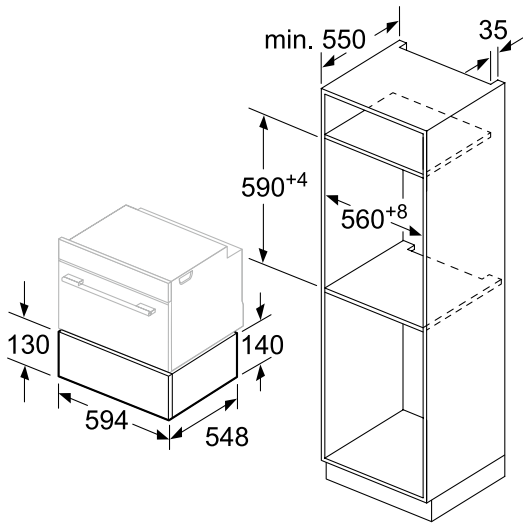




	BIC630NS1B Built-in warming drawer	\$11,400
Performance	<ul style="list-style-type: none">• 6 place settings:<ul style="list-style-type: none">- 6 x 24cm dinner plates- 6 x 10cm soup bowls- 1 x 19cm serving dish- 1 x 17cm serving dish- 1 x 32cm meat plate	
Features	<ul style="list-style-type: none">• Usable for:<ul style="list-style-type: none">- Proving yeast dough- Thawing food- Keeping food warm- Pre-warming utensils- Slow cooking	
Design	<ul style="list-style-type: none">• Stainless steel cavity• Rotary temperature control knob• Push and pull opening mechanism	
Safety functions	<ul style="list-style-type: none">• Full extension telescopic rails• Cool door• Operating indicator light	
Technical information	<ul style="list-style-type: none">• Capacity: 20L• Loading: 25kg max.• Heating temperature: 40°C – 80°C• Total connected load: 0.81kW (13A)• Dimensions (H x W x D):<ul style="list-style-type: none">- Appliance: 140 x 594 x 548 mm- Cavity: 92 x 468 x 458 mm	
Country of origin	<ul style="list-style-type: none">• Slovakia	

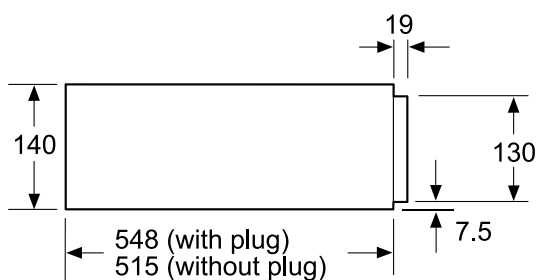


Compact ovens with an appliance height of 455 mm can be installed above a warming drawer. An intermediate floor is not required.

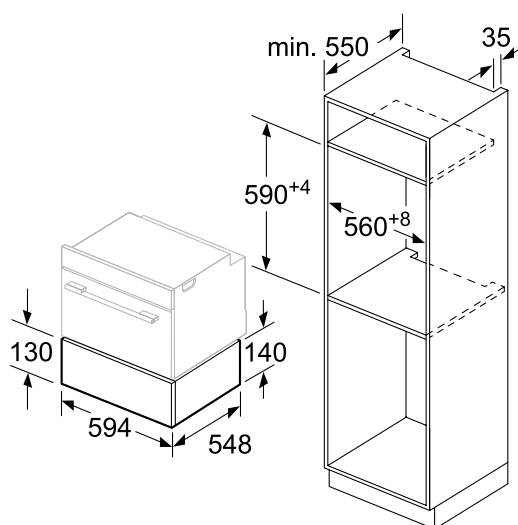




	BIC630NW1 (Artic White) BIC630NB1B (Volcano Black) Built-in warming drawer - colorglass	\$11,400
Performance	<ul style="list-style-type: none"> • 6 place settings: <ul style="list-style-type: none"> - 6 x 24cm dinner plates - 6 x 10cm soup bowls - 1 x 19cm serving dish - 1 x 17cm serving dish - 1 x 32cm meat plate 	
Features	<ul style="list-style-type: none"> • Usable for: <ul style="list-style-type: none"> - Proving yeast dough - Thawing food - Keeping food warm - Pre-warming utensils - Slow cooking 	
Design	<ul style="list-style-type: none"> • Stainless steel cavity • Rotary temperature control knob • Push and pull opening mechanism 	
Safety functions	<ul style="list-style-type: none"> • Full extension telescopic rails • Cool door • Operating indicator light 	
Technical information	<ul style="list-style-type: none"> • Capacity: 20L • Loading: 25kg max. • Heating temperature: 40°C – 80°C • Total connected load: 0.81kW (13A) • Dimensions (H x W x D): <ul style="list-style-type: none"> - Appliance: 140 x 594 x 548 mm - Cavity: 92 x 468 x 458 mm 	
Country of origin	• Slovakia	



Compact ovens with an appliance height of 455 mm can be installed above a warming drawer. An intermediate floor is not required.



All our built-in appliances at a glance.

The Series 8 range of built-in appliances.

	60 cm Height	45 cm Height	38 cm Height
	HBG656RS1B HBG634BW1 HBG634BB1B HBG633BS1	CBG635BS1	
Ovens			
Ovens with added steam function	HRG6769S2B		
Ovens with steam function	HSG656RS1 HSG636ES1	CSG656BS1B	
Steam ovens		CDG634BS1 CDG634BW1 CDG634BB1	
Ovens with microwave function		CMG633BS1B	
Microwave ovens			BFL634GS1B
Built-in coffee machines		CTL636ES1	
		14 cm Height	
Warming drawers		BIC630NS1B BIC630NW1 BIC630NB1B	



High definition color TFT graphic display control panel

You'll always have a complete overview and full control of all your oven's functions. The intuitive control ring and full-width, high-resolution clear-text TFT-touchdisplay with direct select TouchControl-buttons make operating our ovens a breeze. Clear, vivid images and helpful prompts guide you through each step as you navigate through the various programme options.



Control panel with TFT-display

Our intuitive control ring and high-resolution, clear-text TFT display with direct select buttons make oven operation a pleasure from day one. Helpful icons and clear descriptions inside the control ring provide all the information you need, making it very easy for you to keep track of the progress of your dishes.



Hoods.



A strong heart that beats quietly.

The Bosch EcoSilence Drive™ motor operates smoothly without carbon brushes, thus surpassing conventional motors on silence, efficiency and durability. Excellent filters boost the performance of a good hood. Highly effective filter systems remove grease and other solid particles from the air, ensuring a cleaner atmosphere and thus greater well-being in your kitchen.



10-year warranty

The revolutionary EcoSilence Drive™ motor is extremely powerful and durable. Invented for Life, we offer a 10-year warranty* on our EcoSilence Drive™ motor.



Peace at home

The hustle and bustle of modern life makes quietness at home precious. Bosch ensures silent operation of chimney hoods through EcoSilence Drive™ and optimized airflow: the noise level at maximum speed setting could be as low as 50 dB**, which is equivalent to the typical noise level of home environment.



Grade A energy efficiency

All Bosch chimney hoods with EcoSilence Drive™ motor are rated grade A or A+ according to European energy efficiency labeling scheme. Driven by a permanent magnet, the EcoSilence Drive™ motor causes no mechanical friction and therefore operates at a 0% power loss. This means that it is not only extremely robust, quiet, and durable, but also highly efficient.



RimVentilation filter

With its smooth uninterrupted surface and grease separation of 80-92%***, the RimVentilation filter from Bosch has a multi-patented filter sealing system and flow-optimized filter system.

* terms and conditions may apply

** model DFS068K50

***Depending on motor output

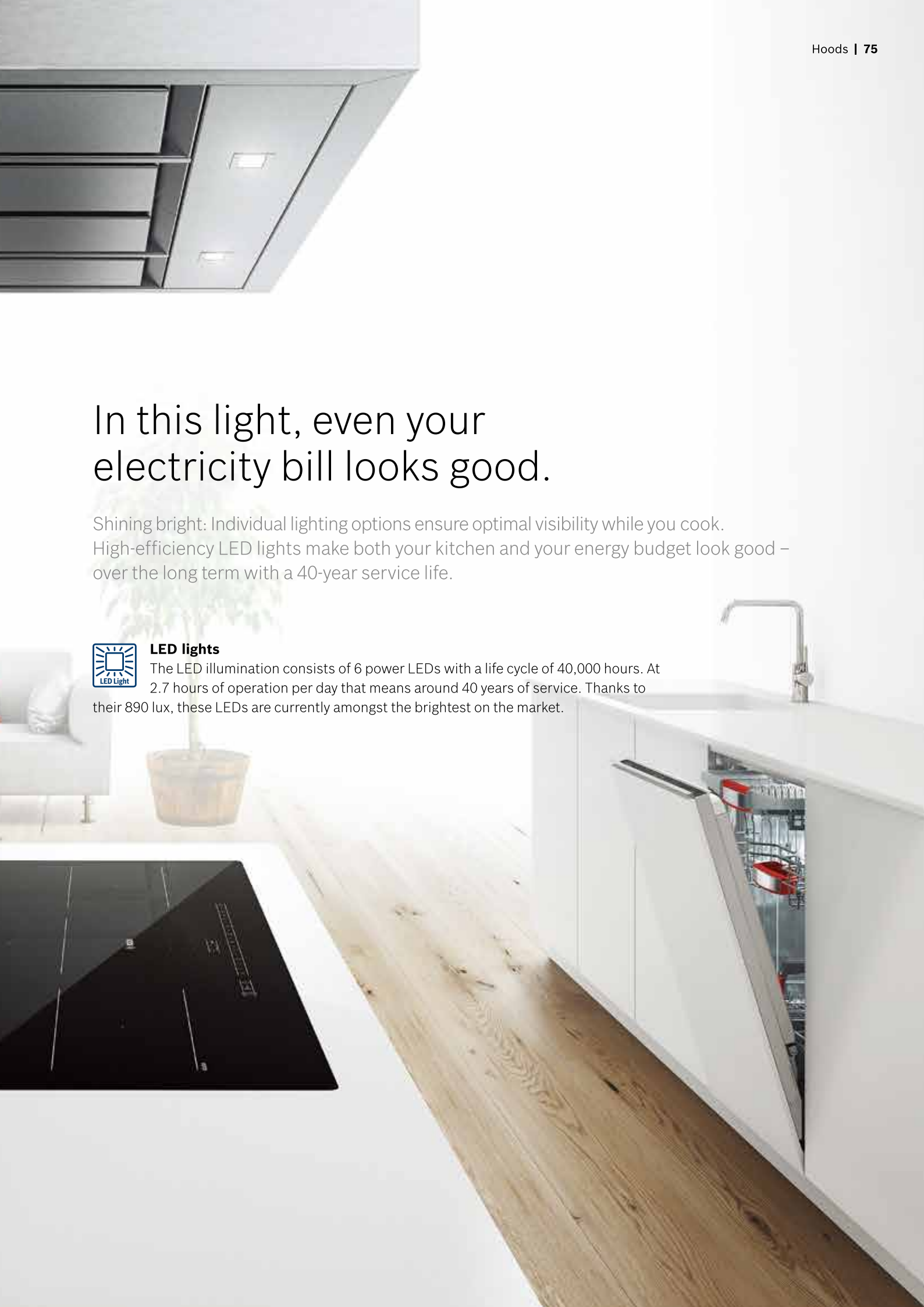
In this light, even your electricity bill looks good.

Shining bright: Individual lighting options ensure optimal visibility while you cook. High-efficiency LED lights make both your kitchen and your energy budget look good – over the long term with a 40-year service life.



LED lights

The LED illumination consists of 6 power LEDs with a life cycle of 40,000 hours. At 2.7 hours of operation per day that means around 40 years of service. Thanks to their 890 lux, these LEDs are currently amongst the brightest on the market.



Ventilation explained.



Ducted or recirculation mode

Ducted extraction mode

Ducting extraction is the most effective method, extracting the steam and odors outside while fresh air flows in.

Recirculation mode

Recirculation is the alternative when duct extraction is not feasible. Under the recirculation mode, air is purified through the metal filter and a special charcoal filter, to remove grease and odors. The purified air is then returned to the room. Note though, that the additional charcoal filter reduces air flow rate by approximately 20-30%, while slightly increases the noise level.

Extraction rates demystified.

What extraction rate do you need?

To calculate the appropriate airflow level for your kitchen, you should multiply the volume of your kitchen by 10.

For example:

If your kitchen is 3 metres wide, 5 metres long and 2.7 metres high, your calculation will be:

$$(3 \times 5 \times 2.7) \times 10 = 405$$

This means that a hood with an extraction rate of 400m³/h should achieve efficient ventilation of the room.

How is the extraction rate reported?

The European standard IEC/EN 61591 (introduced in 1997) is the most updated measurement method. Before its introduction, the free-blower method was commonly used. The European standard measures airflow in a realistic scenario and is therefore more representative. Hence, when comparing extraction rates, ensure you are comparing based on the same methods.

Bosch follows European standards, meaning the airflow is measured after one meter of ducting, plus one 90° bend and one more meter of ducting.





The duct system

Aside from the hood, ducting is equally important. Good ducting helps ensure ideal air output and low noise levels.

The following points should be observed for optimum ducted extraction results:

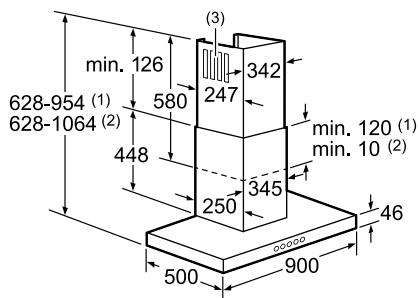
- Use pipes with smooth inner surfaces, diameter of at least 120mm, ideally 150mm.
- Make the duct as short as possible from the hood to the external outlet.
- Use minimal bends in the ducting.
- Do not reduce the diameter of the duct throughout the entire ducting system.
- Maintain an adequate supply of fresh air to replace the ducted air by opening windows or doors to adjacent rooms.



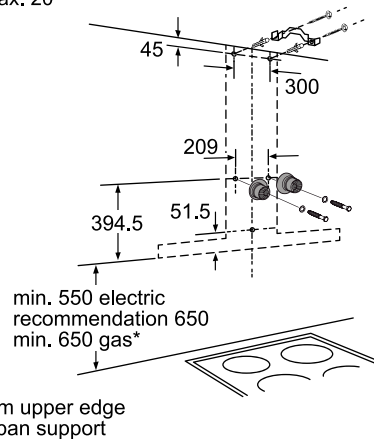
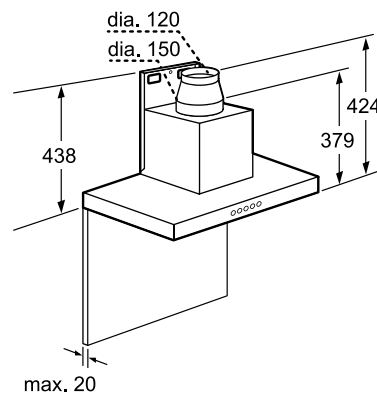
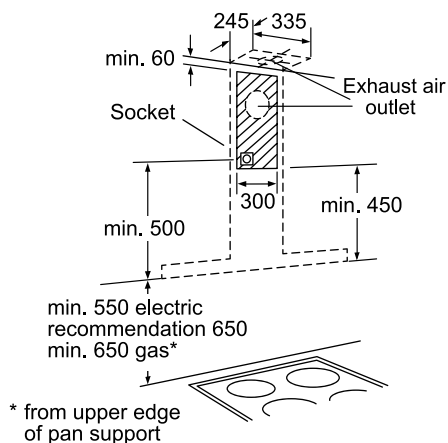
Tips: slightly sloping installation of the air extraction duct with an incline of 1° avoids condensation return flow.



	DWB091E59 90cm wall mounted chimney hood	\$10,400
Performance	<ul style="list-style-type: none"> Suitable for exhaust or re-circulated air operation 3 speeds plus 2 power boost settings EcoSilence Drive™ technology 	
Functions	<ul style="list-style-type: none"> Push button electronic controls 3 x 3W LED lights SoftLight dimmer function 	
Features	<ul style="list-style-type: none"> RimVentilation Automatically run on for 10 minutes Automatically switches back from intensive to normal setting Saturation indicator for metal and charcoal filter 	
Design	<ul style="list-style-type: none"> Box slimline design LED display 	
Technical information	<ul style="list-style-type: none"> Extraction capacity: 810m³/h (EN 61591) 120 or 150mm diameter pipe Total connected load: 0.269kW (13A) Appliance dimensions (H x W x D): Exhaust: 628-954 x 900 x 500 mm Recirculate: 628-1,064 x 900 x 500 mm 	
Supplied accessory	<ul style="list-style-type: none"> 3 dishwasher-safe RimVentilation filters 	
Optional accessories	<ul style="list-style-type: none"> Charcoal re-circulation kit (DHZ5345 Price: \$800) CleanAir recirculation kit (DSZ6240 Price: \$2,200) 	
Country of origin	<ul style="list-style-type: none"> Germany 	

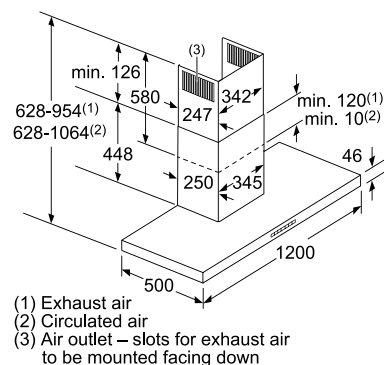
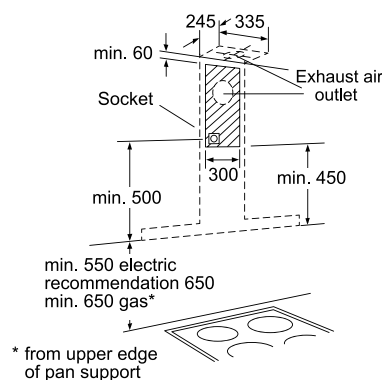
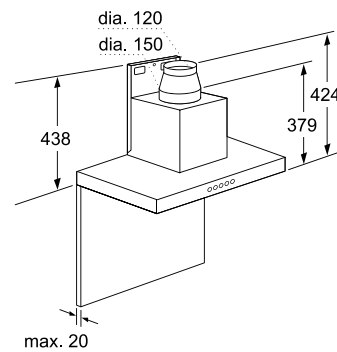
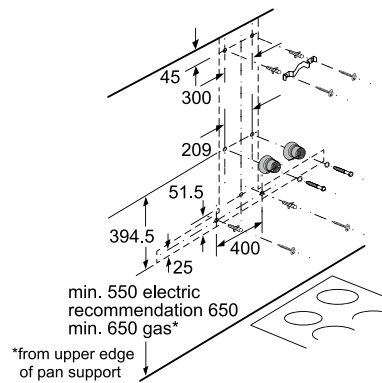


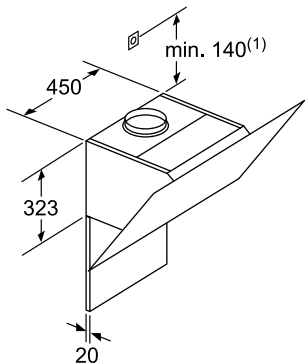
- (1) Exhaust air
(2) Circulated air
(3) Air outlet - install with vent at bottom for exhaust air





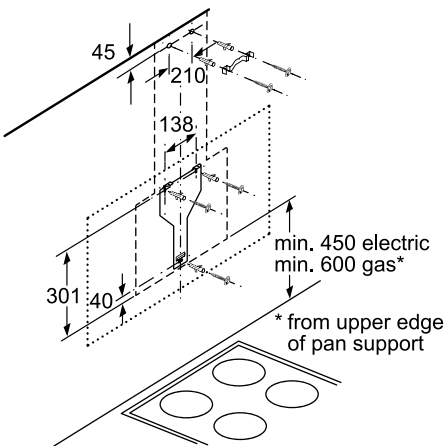
	DWB121K50 120cm wall mounted chimney hood	\$24,400
Performance	<ul style="list-style-type: none"> Suitable for exhaust or re-circulated air operation 3 speeds plus 2 power boost settings EcoSilence Drive™ technology 	
Functions	<ul style="list-style-type: none"> Electronic TouchControl 4 x 3W LED lights SoftLight dimmer function 	
Features	<ul style="list-style-type: none"> RimVentilation Automatically run on for 10 minutes Automatically switches back from intensive to normal setting EcoSensor Saturation indicator for metal and charcoal filter 	
Design	<ul style="list-style-type: none"> Box slimline design LED lightline 	
Technical information	<ul style="list-style-type: none"> Extraction capacity: 830m³/h (EN 61591) 120 or 150mm diameter pipe Total connected load: 0.272kW (13A) Appliance dimensions (H x W x D): Exhaust: 628-954 x 1,200 x 500 mm Recirculate: 628-1,064 x 1,200 x 500 mm 	
Supplied accessory	<ul style="list-style-type: none"> 4 dishwasher-safe RimVentilation filters 	
Optional accessories	<ul style="list-style-type: none"> Charcoal re-circulation kit (DHZ5345 Price: \$800) CleanAir recirculation kit (DSZ6240 Price: \$2,200) 	
Country of origin	<ul style="list-style-type: none"> Italy 	





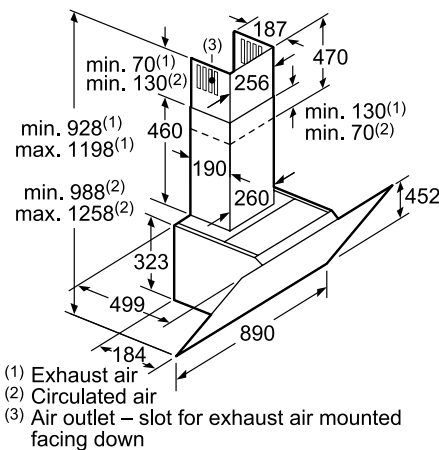
(1) Position of socket

Note the maximum thickness of the back panel.

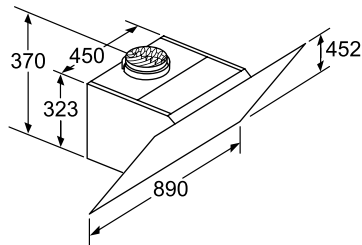


	DWK97JR60 (Volcanic Black) 90cm inclined hood - colorglass	\$18,800
Performance	<ul style="list-style-type: none">• Suitable for exhaust or re-circulated air operation• 3 speeds plus 2 intensive settings• EcoSilence Drive™ technology• Extra silent	
Functions	<ul style="list-style-type: none">• Electronic TouchControl with LED lightline• 2 x 1.5W LED lighting• SoftLight dimmer function	
Features	<ul style="list-style-type: none">• PerfectAir sensor enables fully automatic ventilation• PowerBoost function quickly ensures optimal kitchen air quality• Automatically switches back from intensive to normal setting• Automatically runs on for 10 minutes• Saturation indicator for metal and charcoal filter• Regenerative charcoal filter* <p>* Maximum 10 years lifespan: the regenerative filter (optional accessory) can be regenerated up to 30 times, regeneration should be carried out in an oven at 200°C every 4 months with normal daily use of approximately 1 hour.</p>	
Design	<ul style="list-style-type: none">• Inclined wall-mounted design• Chimless recirculation*• RimVentilation <p>* Optional accessory required</p>	
Technical information	<ul style="list-style-type: none">• Extraction capacity: 730m³/h (EN 61591)• 120 or 150mm diameter pipe• Total connected load: 0.143kW (13A)• Appliances dimensions (H x W x D): 928-1,198 (452*) x 890 x 499 mm <p>* Chimless recirculation</p>	
Supplied accessory	<ul style="list-style-type: none">• 2 dishwasher-safe metal filters	
Optional accessories	<ul style="list-style-type: none">• Chimless Recirculation Kit, Regenerative (DWZ0AK0R0: \$3,800)• CleanAir Recirculation Kit (DWZ0AX5C0: \$2,200)• Regenerative charcoal filter for DWZ0AX5C0 (DZZ0XX0P0: \$1,550)	
Country of origin	<ul style="list-style-type: none">• Germany	

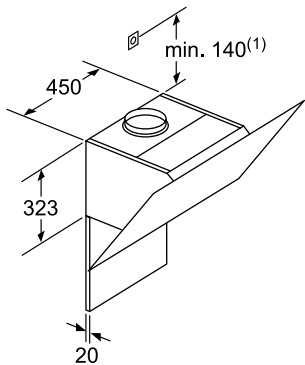
* Indent Order



(1) Exhaust air
(2) Circulated air
(3) Air outlet – slot for exhaust air mounted facing down

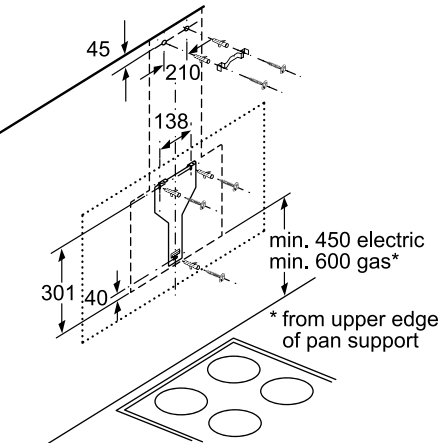










Appliance in circulated air mode without duct
Circulated air set required



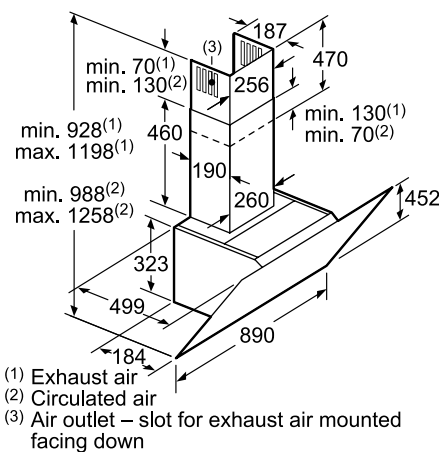
(1) Position of socket

Note the maximum thickness of the back panel.

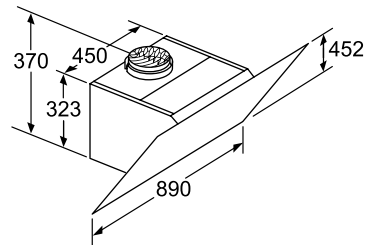


	DWK97JR20 (Arctic White) 90cm inclined hood - colorglass	\$18,800
	       	
Performance	<ul style="list-style-type: none">• Suitable for exhaust or re-circulated air operation• 3 speeds plus 2 intensive settings• EcoSilence Drive™ technology• Extra silent	
Functions	<ul style="list-style-type: none">• Electronic TouchControl with LED lightline• 2 x 1.5W LED lighting• SoftLight dimmer function	
Features	<ul style="list-style-type: none">• PerfectAir sensor enables fully automatic ventilation• PowerBoost function quickly ensures optimal kitchen air quality• Automatically switches back from intensive to normal setting• Automatically runs on for 10 minutes• Saturation indicator for metal and charcoal filter• Regenerative charcoal filter* <p>* Maximum 10 years lifespan: the regenerative filter (optional accessory) can be regenerated up to 30 times, regeneration should be carried out in an oven at 200°C every 4 months with normal daily use of approximately 1 hour.</p>	
Design	<ul style="list-style-type: none">• Inclined wall-mounted design• Chimless recirculation*• RimVentilation	* Optional accessory required
Technical information	<ul style="list-style-type: none">• Extraction capacity: 730m³/h (EN 61591)• 120 or 150mm diameter pipe• Total connected load: 0.143kW (13A)• Appliances dimensions (H x W x D): 928-1,198 (452*) x 890 x 499 mm	* Chimless recirculation
Supplied accessory	<ul style="list-style-type: none">• 2 dishwasher-safe metal filters	
Optional accessories	<ul style="list-style-type: none">• Chimless Recirculation Kit, Regenerative (DWZ0AK0R0: \$3,800)• CleanAir Recirculation Kit (DWZ0AX5C0: \$2,200)• Regenerative charcoal filter for DWZ0AX5C0 (DZZ0XX0P0: \$1,550)	
Country of origin	<ul style="list-style-type: none">• Germany	

* Indent Order










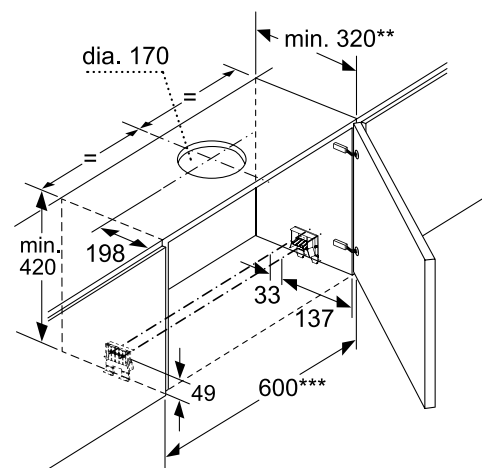
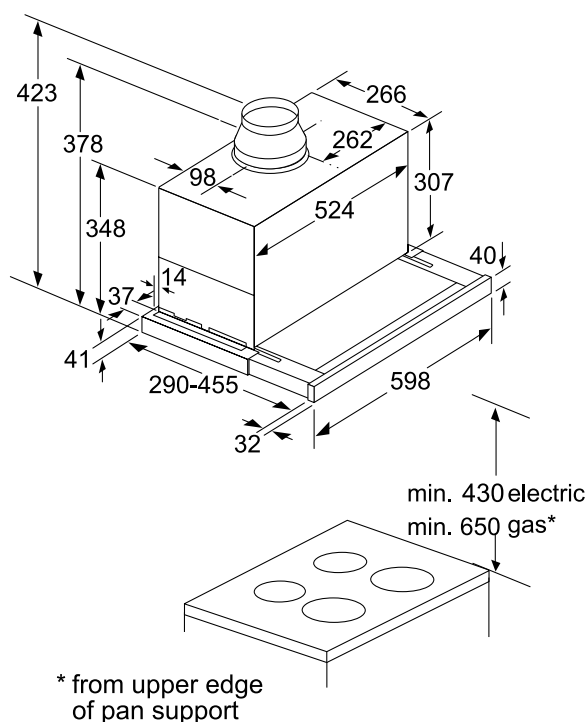
(1) Exhaust air
(2) Circulated air
(3) Air outlet – slot for exhaust air mounted facing down



Appliance in circulated air mode without duct
Circulated air set required



	DFS068K50 60cm telescopic hood	\$9,800
	      	
Performance	<ul style="list-style-type: none">• Suitable for extraction or recirculation• 3 speeds plus 2 intensive settings• EcoSilence Drive™ technology	
Functions	<ul style="list-style-type: none">• Electronic TouchControl• 2 x 3W LED lights• SoftLight dimmer function	
Features	<ul style="list-style-type: none">• Automatically run on for 10 minutes• Automatically switches back from intensive to normal setting• Saturation indicator for metal and charcoal filter• SoftClose Panel• EcoSensor	
Design	<ul style="list-style-type: none">• Slimline telescopic design• LED lightline• Hidden installation available	
Technical information	<ul style="list-style-type: none">• Extraction capacity: 860m³/h (EN 61591)• 120 or 150mm diameter pipe• Total connected load: 0.166kW (13A)• Appliances dimensions (H x W x D): 378 x 598 x 290 mm	
Supplied accessory	<ul style="list-style-type: none">• 2 dishwasher-safe metal grease filters	
Optional accessories	<ul style="list-style-type: none">• Charcoal re-circulating kit (DSZ4565 Price: \$1,000)• Lowering frame (DSZ4660 Price: \$1,000)	
Country of origin	<ul style="list-style-type: none">• Germany	

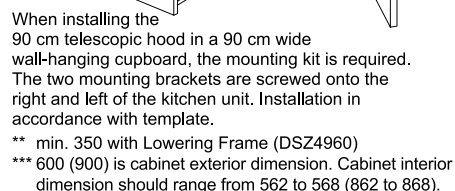


** min. 350 with Lowering Frame (DSZ4660)




*** 600 is cabinet exterior dimension. Cabinet interior dimension should range from 562 to 568.

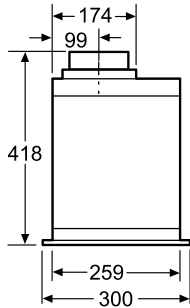
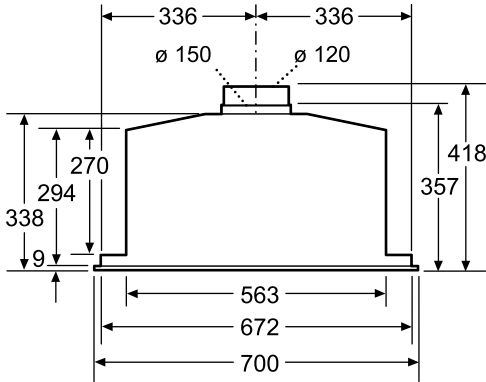
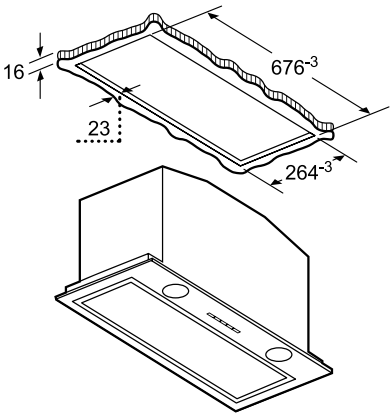
* from upper edge of pan support

min. 430 electric
min. 650 gas*

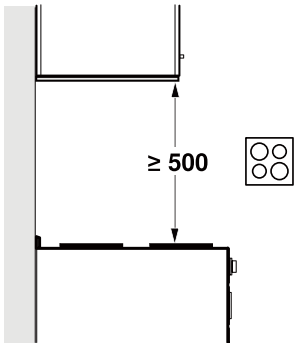




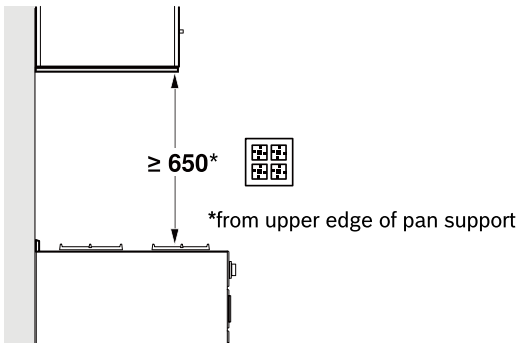
	DHL785CGB 70cm canopy hood with fully integrated design	\$8,800
	  	
Performance	<ul style="list-style-type: none">• Suitable for exhaust or re-circulated air operation• 3 speeds plus intensive setting	
Functions	<ul style="list-style-type: none">• Electronic with soft touch button• 2 x 1W LED lighting	
Feature	<ul style="list-style-type: none">• Automatically switches back from intensive to normal setting	
Design	<ul style="list-style-type: none">• Canopy hood designed to be fully integrated• RimVentilation	
Technical information	<ul style="list-style-type: none">• Extraction capacity: 730m³/h (EN 61591)• 120 or 150mm diameter pipe• Total connected load: 0.277kW (13A)• Appliance dimensions (H x W x D): 418 x 700 x 300 mm	
Supplied accessory	<ul style="list-style-type: none">• 2 dishwasher-safe metal filters	
Optional accessory	<ul style="list-style-type: none">• Recirculation kit (DHZ5605: \$800)	
Country of origin	<ul style="list-style-type: none">• Italy	









Clearance to electric hob

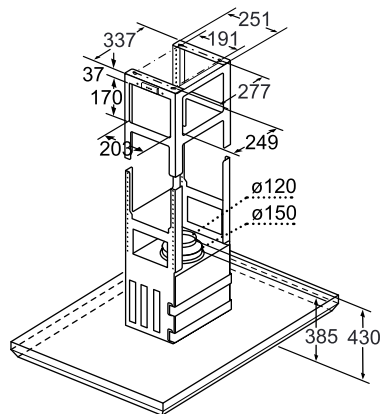
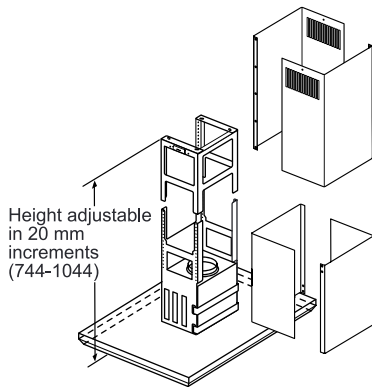
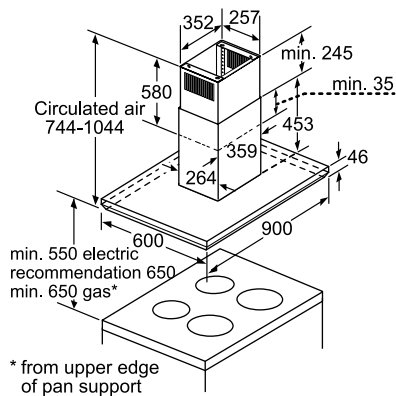
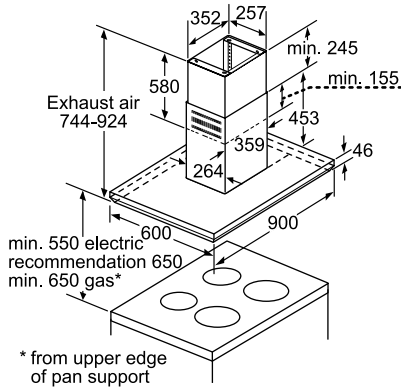


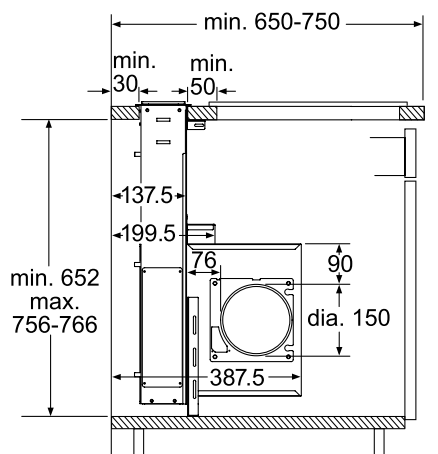
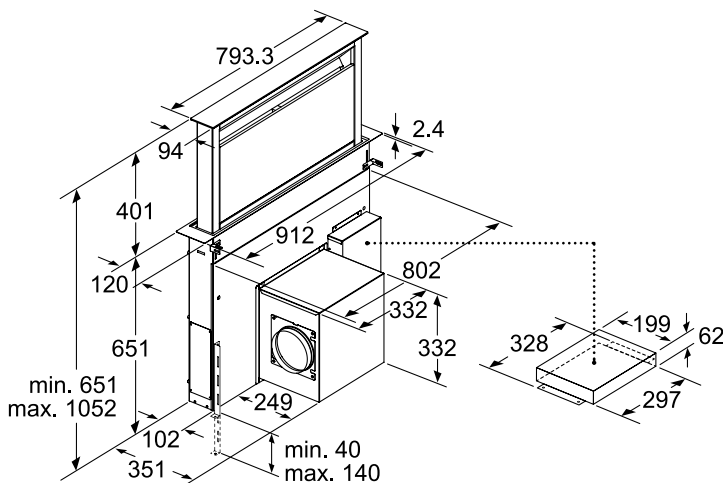
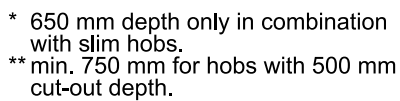
Clearance to gas hob





	DIB091E51 90cm island chimney hood	\$22,400
	     	
Performance	<ul style="list-style-type: none">• Suitable for exhaust or re-circulated air operation• 3 speeds plus 2 intensive settings• EcoSilence Drive™ technology	
Functions	<ul style="list-style-type: none">• Push button electronic controls with digital display• 4 x 3 W LED lights• SoftLight dimmer function	
Features	<ul style="list-style-type: none">• Automatically run on for 10 minutes• Automatically switches back from intensive to normal setting• Saturation indicator for metal and charcoal filter	
Design	<ul style="list-style-type: none">• Box superslim design• LED lightline	
Technical information	<ul style="list-style-type: none">• Max. extraction capacity: 1,000m³/h (EN 61591)• 120 or 150mm diameter pipe• Total connected load: 0.272kW (13A)• Appliances dimensions (H x W x D): Exhaust: 744-924 x 900 x 600 mm Recirculate: 744-1,044 x 900 x 600 mm	
Supplied accessory	<ul style="list-style-type: none">• 3 dishwasher-safe metal grease filters	
Optional accessories	<ul style="list-style-type: none">• Charcoal re-circulating kit (DSZ5385 Price: \$1,000)• CleanAir recirculation kit (DSZ6230 Price: \$3,200)	
Country of origin	<ul style="list-style-type: none">• Germany	



Measurements in mm





Hobs.





Simple, clever cooking.

Bosch's new series of FlexInduction and induction hobs have been designed to make cooking effortless and enjoyable – and guaranteed to come with the best result. Intelligent functions PerfectCook and PerfectFry will do all the work for you, making meals preparation as fun as eating.

Proven quality

High-quality materials, technological perfection and reliable durability – these have been representative of Bosch for the past 130 years.

Maximum performance

Induction hobs are the fastest. They can boil liquids nearly twice as fast as gas* and nearly three times faster than ceramic electric hobs. Induction cooking with turbo boost allows you to increase the power of the cooking zone by 50% - perfect for large pots and pans or when rushed for time.

* Source: BSH hausgeräte GmbH, Germany (overseas test result) Based on time required to heat 2 litres of water at 15°C to 90°C using Bosch hobs

Took decades to develop. Takes seconds to understand.



The easy way to perfect results: the high resolution TFT-touchdisplay leads you through the menu options step by step with clear lettering and descriptive pictograms. The desired settings can then be selected at the touch of a button, meaning you can keep track of everything at a glance when cooking.

Assist



Vegetables and Pulses

- > Frying green asparagus.
- < Boiling broccoli.

 BOSCH

Boiling over is over forever.



The right temperature is crucial for achieving perfect cooking results. A few degrees too high and the soup and spaghetti boils over. With the PerfectCook sensor, the temperature of the pot will be monitored and adjusted automatically during cooking. Putting the overcooking, burning and boiling over to an end.





Achieve the highest degree of culinary delight: Perfection.

Things can get hectic in the kitchen, so it is good to have the PerfectCook sensor to adjust the temperature of the pots for you – meaning you can already look forward to the perfect results of the dishes before you finished it.

Achieving perfect results with the five PerfectCook temperature levels:



1 60-70°C
Ideal for thawing,
warming up and
keeping warm of
food



2 80-90°C
Perfect for
stewing



3 90-100°C
Suitable for
boiling and
simmering



4 110-120°C
Optimal for
cooking with a
steamer pot



5 170-180°C
Perfect for
deep-frying



PerfectCook, easy as 1, 2, 3:



1. Attach the flat, magnetic and dishwasher proof ring to the outside of a pot.



2. The PerfectCook sensor, which is also magnetic, can easily be attached to the ring. Once cooking is completed, it can be easily removed.



3. The PerfectCook sensor can be activated with a simple touch of the button, and the joy of cooking begins.



Roasted pumpkin soup

1 Remove seeds from the pumpkin, place the pumpkin on the baking tray with its peel, sprinkle a little salt, crushed black pepper and olive oil. Put it into a preheated 150°C oven. Bake for about 30 minutes until cooked and tender. Scoop the pumpkin flesh out with a spoon for later use. Discard the peel.

2 Activate the PerfectCook sensor and select level 3. Melt butter in the pan. Add onions, garlic, green apples and leek, stir-fry all ingredients until golden brown and aromatic.

3 Add the pumpkin flesh into the pan and stir-fry. Add water when the pumpkin becomes caramelised, cover the pan with lid and cook for about 15 minutes. Season with salt and black pepper.

4 Blend the soup with a hand blender and remove from heat. Pass the soup through a sieve.

5 Pour the soup into a bowl and add whipped cream. Sprinkle with pumpkin seeds, chives and paprika powder. Drizzle a little olive oil on top and serve.

The settings to use:

With PerfectCook, level 3

Tips:

Japan pumpkins should be used in this dish. This kind of pumpkin contains less moisture and has richer flavour. After baking, the pumpkin becomes more fragrant and delicious. Green apples make the soup taste fresher and sweeter, and balances out the rich flavour.

Ingredients:

850g Japanese pumpkin, seeded and sliced
50g onions, sliced
50g green apples, peeled and sliced
2 cloves garlic, minced
20g garlic, sliced
600ml water
20g unsalted butter

salt to taste
black pepper to taste
1 tbsp olive oil
a little chives, chopped
whipping cream, whisked to reach soft peaks
some roasted pumpkin seeds
a little paprika powder



There are many ways to make a perfect steak. Here's a shortcut.



What could be better than a perfect steak: as you like it: not too raw, not too well done. For the best taste, 2 elements are crucial, with a good butcher you get fresh meat, with Bosch PerfectFry function, you have the ideal frying temperature. However you like your steak: rare, medium or well done, getting the result you want is now incredibly easy, as the PerfectFry sensor continuously monitor the temperature of the pan and automatically adjusts it where necessary.





Set to the perfect level. Cook to the perfect consistency.

The right temperature is crucial for the best frying results. The new PerfectFry sensor assists you by automatically monitoring the frying temperature and adjusting it as required.

Achieving perfect results with the five PerfectFry temperature levels:



1 Very low
Ideal for boiling
sauces



2 Low
Suitable for
frying with virgin
olive oil or
making omelette



3 Medium-low
For frying fish,
meatballs or
sausages



4 Medium-high
For frying steak
(medium to
well done), or
vegetables



5 High
For frying
potatoes or rare
steaks



PerfectFry, easy as 1-2-3:



1. Select your desired cooking zone.



2. Activate PerfectFry.



3. Select the optimal temperature level. The pan is then heated to the desired level and the temperature is automatically adjusted. The hob gives off visual and audio alerts when the desired temperature is reached.



Grilled Beef Fillet with Green Peas

1 Activate the PerfectFry sensor and select level 4 to heat a pan as instructed. Add olive oil in a pan after the signal. Add the beef fillet, use salt and pepper to season. Pan-fry until golden brown and remove from heat.

2 Place the beef fillet in a pre-heated 180°C oven and cook for about 9 minutes. Remove from the oven after cooking. Let rest for 8 minutes.

3 Activate the PerfectFry sensor again and select level 4 to heat a pan as instructed. Add butter in a pan after the signal. Add the green peas into the pan and cook for about 3 minutes. Season with crushed black pepper.

4 Cut the beef fillet into slices. Serve with green peas and gravy.

The settings to use:

With PerfectFry, level 4

Tips:

Let the beef fillet rest for a few minutes after cooking in order to retain the moisture and juice of the meat.

Ingredients for 2 portions:

1 pound beef Fillet
olive oil, salt, black pepper
5g unsalted butter
3 tbsp green peas
salt
crushed black pepper
gravy

Preprogrammed culinary success.



The Bosch Assist function is the guide by your side that knows exactly what temperature is ideal for the dish you are preparing. Coupled with the high-resolution TFT-touchdisplay, even the option to select the desired meal is at your fingertips.





The hob automatically suggests the settings for your meal and provides practical recommendations. Simply confirm the suggestions and begin food preparation. It also makes replicating your perfect dish easy.

Simply select the corresponding meal category in the Bosch Assist function menu and then the desired meal on the high-resolution TFT-touchdisplay.



Endless flexibility, one result: Perfection.

One pot or several, one behind the other or side by side – with FlexInduction from Bosch, the choice is yours. You can use your hob like a conventional induction hob, e.g. with four separate cooking zones, or touching a button, you can combine them to two large cooking zones. This gives you additional space to place larger cookware, such as roaster, wherever you choose. Also, thanks to the new extendable FlexInduction zone, even round pots and pans with a diameter of 30cm, or a 40cm long roaster and other accessories, can now be flexibly accommodated. For extra freedom, there is the Extended FlexZone, providing an extension up to 20%.





More freedom for you:
Select your individual hob.





Induction hobs

Cook quickly and safely. With the induction hobs, heat is only generated where it is really needed – the underside of the pot. The water in an induction pot is heated faster and safer, as the minimal heating of the hob glass means that you are free from the risk of being burnt. In addition, thanks to the pot detection function, the hob automatically switches off when there is no pot on the cooking zones.



Induction hobs with MoveMode

Cooking with MoveMode is totally intuitive and convenient. When making soups with a conventional hob, you will have to boil it first at level 9, then cook it at level 5 and finally simmer it at level 1, and you will have to adjust all these temperature levels manually. With MoveMode FlexInduction zones, the hob does it all for you. The FlexInduction zone will be divided into three different areas which presets at temperature level 9, 5 and 1 when MoveMode is activated.



Automatic setting transfer

When cooking, if you move a pot from one cooking zone to another, the temperature level does not need to be adjusted individually, thanks to the automatic setting transfer function. Cooking zones will switch off when there is no pot on top, and new cooking zones will remember the old settings, such as the heat level and cooking time, with the simple touch of a button to confirm.

With Bosch, convenient cooking means: even if something goes wrong, everything still runs smoothly.

Since you already have your hands full when cooking, numerous convenient functions ensure you barely have to lift a finger.



QuickStart

The new QuickStart function detects where you have placed the pot and will automatically display the corresponding cooking zone on the control interface. You can get started straight away and select the desired cooking level without any delay.



ReStart

A hob that thinks: if something goes wrong or boils over, the hob will automatically switch off and will then save the last selected setting. You can clean the hob conveniently and restore the settings at the touch of a button.



PanBoost – ready to fry faster

Use the PanBoost feature to heat pans and coated pots faster and there is no need to worry about damaging the pots from overheating. The PanBoost function can be easily activated and matched to the requirements for food preparation – for example, depending on whether oil or water is going to be heated. The pan can now be ready to use for frying in 30 seconds after heat.



Energy consumption display

Energy-efficient cooking: you can view the energy consumption of a recently ended cooking process on the clearly legible display and regulate it with the greater awareness next time. For example, use of a pot lid reduces consumption by up to 20%.




HighSpeedZone

Cooking without limits: the HighSpeedZone is optimized for fast heating and not only makes boiling times almost 20% faster, searing is now more effective. Correctly deep-frying frozen products is also made easier.



WipeProtection button

When you need to clean the surface, you can lock the panel for 30 seconds to avoid changing the cooking setting so you don't need to re-adjust it again.



PowerBoost – now with even better performance!

We have once again increased the power level of our ceramic hobs with the improved PowerBoost function to give you that little extra power when cooking. For example, you can now save up to 20% of time to heat up water comparing to using a conventional hob.



Count-down timer

You can set the desired cooking time with the Count-down timer. Once the time is up, there will be an audio signal and the corresponding cooking zone will automatically switched off.



ChildLock

Maximum protection for children's hands: the integrated lock function allows you to secure your cooking area and keep it away from unwanted operation. This guarantees total safety – for both you and your loved ones.



Count-up timer

If you want to know how long your spaghetti has been cooking and be alerted when it is al dente, the new Count-up timer will come in handy for you. It always shows you the exact cooking time of your dish.

What makes FlexInduction even more special: special accessories.

Special accessories for FlexInduction hobs: specifically designed for the use on combined cooking zones. The easy way to perfect results.





Griddle plate

- Perfect for grilling meat, fish and vegetables
- Gives your steak a perfect finish



Teppanyaki

- Ideal for preparing sandwiches, desserts and mince
- Available in 2 sizes (40x20cm and 30x20cm)



System pan

- To achieve perfect frying result with PerfectFry
- Available in 21cm

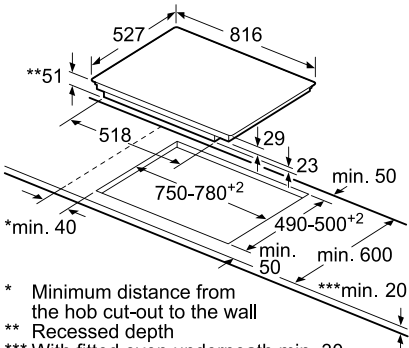


Roaster (steaming rack is available separately)

- Ideal for gentle cooking of meat, fish and vegetables
- Combine the steaming rack and roaster is perfect for steaming vegetables

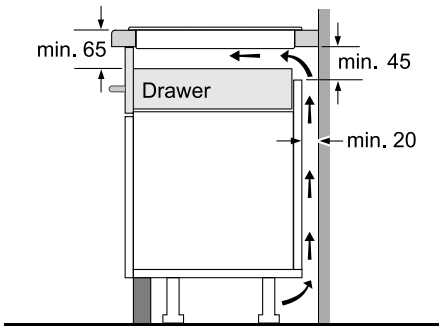


Complimentary accessory: PerfectCook sensor (HEZ39050) (Limited offer)

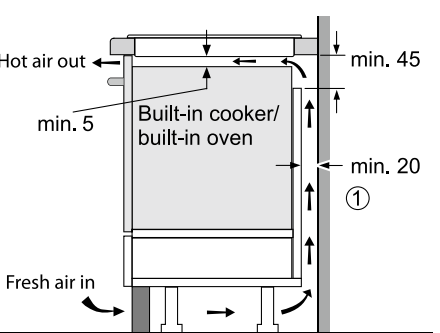


* Minimum distance from the hob cut-out to the wall
** Recessed depth
*** With fitted oven underneath min. 30, possibly more; see space requirements for the oven

Induction hob over a drawer



Induction hob over an oven



① Ventilation gap must be present

	PXY875KE1E 80cm Extended FlexZone Hob with PerfectCook & PerfectFry		\$36,800																												
	<div><div></div><div></div><div></div><div></div><div></div><div></div><div></div><div></div><div></div><div></div><div></div><div></div><div></div><div></div></div>																														
Performance	<ul style="list-style-type: none">• 4 induction cooking zones• 2 Extended FlexZone		<ul style="list-style-type: none">• 17 stages of power setting• TFT-touchdisplay																												
Functions	<ul style="list-style-type: none">• QuickStart• ReStart																														
Features	<ul style="list-style-type: none">• PerfectCook: Precise temperature control prevents boiling over• PerfectFry: For perfect browning of roasted foods• TFT-touchdisplay: Vivid graphics provide intuitive control• Assist: 100+ recipes integrated to meet every needs• Extended FlexZone: Automatically extends to fit any cookware• Automatic setting transfer• MoveMode with 3 power levels• PowerBoost: Up to 50% more power for faster heating• PanBoost for added quickness• Energy Consumption display• Count-down timer for each zone• Kitchen timer• Count-up timer for each zone																														
Design	<ul style="list-style-type: none">• SCHOTT CERAN® ceramic glass• ComfortProfil: Beveled front and rear with side profiles• Can be combined with all hobs in comfort design																														
Safety functions	<ul style="list-style-type: none">• Digital 2-stage residual heat indicator for each zone• Main switch• Safety switch-off		<ul style="list-style-type: none">• Small cookware detection• Anti overflow protection• Wipe protection• Childproof lock																												
Technical information	<ul style="list-style-type: none">• Cooking zone output <table><tr><th>Zone</th><th>Output (kW)</th><th>Output without booster (kW)</th><th>Dimensions (mm)</th></tr><tr><td>Left FlexZone</td><td>3.7</td><td>3.3</td><td>400 x 210 extendable to 300</td></tr><tr><td>Front left</td><td>3.7</td><td>2.2</td><td>200 x 210</td></tr><tr><td>Rear left</td><td>3.7</td><td>2.2</td><td>200 x 210</td></tr><tr><td>Right FlexZone</td><td>3.7</td><td>3.3</td><td>400 x 210 extendable to 300</td></tr><tr><td>Front right</td><td>3.7</td><td>2.2</td><td>200 x 210</td></tr><tr><td>Rear right</td><td>3.7</td><td>2.2</td><td>200 x 210</td></tr></table> <ul style="list-style-type: none">• Total connected load: 7.4kW (220V/40A single phase or 380V/20A two-phase connection)• Dimensions:<ul style="list-style-type: none">- Appliance (H x W x D): 51* x 816 x 527 mm- Cut out (W x D): 750-780 x 490-500 mm <p>*excl. glass thickness</p>			Zone	Output (kW)	Output without booster (kW)	Dimensions (mm)	Left FlexZone	3.7	3.3	400 x 210 extendable to 300	Front left	3.7	2.2	200 x 210	Rear left	3.7	2.2	200 x 210	Right FlexZone	3.7	3.3	400 x 210 extendable to 300	Front right	3.7	2.2	200 x 210	Rear right	3.7	2.2	200 x 210
Zone	Output (kW)	Output without booster (kW)	Dimensions (mm)																												
Left FlexZone	3.7	3.3	400 x 210 extendable to 300																												
Front left	3.7	2.2	200 x 210																												
Rear left	3.7	2.2	200 x 210																												
Right FlexZone	3.7	3.3	400 x 210 extendable to 300																												
Front right	3.7	2.2	200 x 210																												
Rear right	3.7	2.2	200 x 210																												
Optional accessories	<ul style="list-style-type: none">• Connection strip (HEZ394301 Price: \$900)• PerfectCook wireless sensor (set) (HEZ39050 Price: \$1,800)• Griddle Plate (HEZ390522 Price: \$3,800)• Teppan Yaki (large) (HEZ390512 Price: \$3,200)• Teppan Yaki (small) (HEZ390511 Price: \$3,000)• Induction roaster (HEZ390011 Price: \$3,000)• Steaming rack for Induction roaster (HEZ390012 Price: \$800)• System pan: 21cm (HEZ390230 Price: \$1,550)																														
Country of origin	<ul style="list-style-type: none">• Spain																														



PIJ675FC1E
60cm 3-zone Induction Hob with PerfectFry

\$19,800



Performance

- 3 induction cooking zones
- 17 stages of power setting
- DirectSelect touch control

Functions

- QuickStart
- ReStart

Features

- PerfectFry: For perfect browning of roasted foods
- PowerBoost: Up to 50% more power for faster heating
- Energy consumption display
- Count-down timer for each zone
- Kitchen timer

Design

- SCHOTT CERAN® ceramic glass
- ComfortProfil: Beveled front and rear with side profiles
- Can be combined with all hobs in comfort design

Safety functions

- Digital 2-stage residual heat indicator for each zone
- Main switch
- Safety switch-off
- Small cookware detection
- Anti overflow protection
- Wipe protection
- Childproof lock

Technical information

- Cooking zone output

Zone	Output (kW)	Output without booster (kW)	Dimensions (mm)
Left	3.7	2.6	280
Front right	3.7	2.2	210
Rear right	2.2	1.4	145

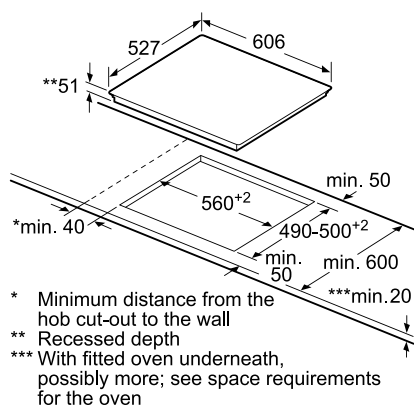
- Total connected load: 7.4kW (220V/40A single phase)
- Dimensions:
 - Appliance (H x W x D): 51* x 606 x 527 mm *excl. glass thickness
 - Cut out (W x D): 560 x 490-500 mm

Optional accessories

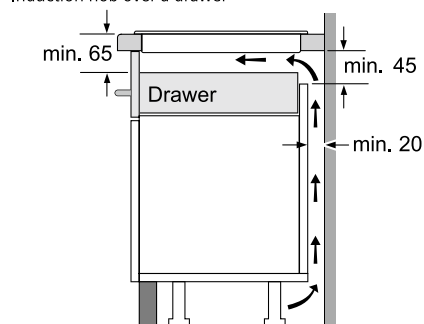
- Connection strip (HEZ394301 Price: \$900)
- System pan: 21cm (HEZ390230 Price: \$1,550)

Country of origin

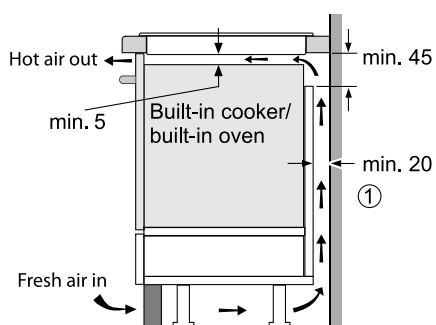
- Spain



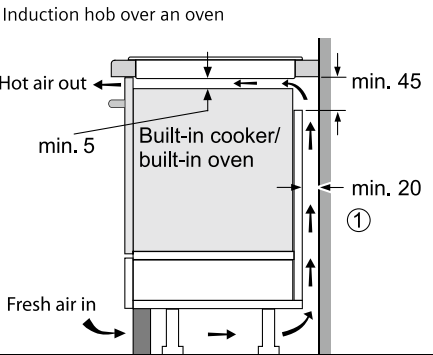
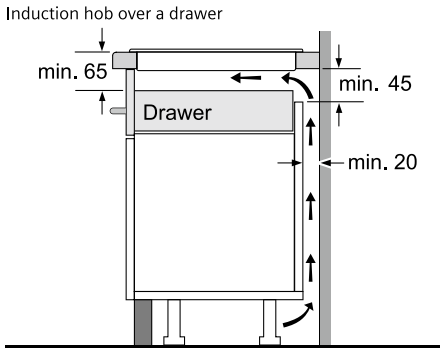
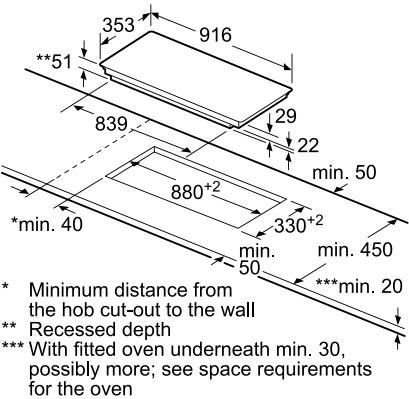
Induction hob over a drawer












Induction hob over an oven



① Ventilation gap must be present



① Ventilation gap must be present

	PXX275FC1E 90cm Panorama FlexInduction Hob with PerfectFry	\$24,800																												
	<div></div>																													
Performance	<ul style="list-style-type: none">• 4 induction cooking zones• 2 FlexInduction Zone• 17 stages of power setting• DirectSelect touch control																													
Functions	<ul style="list-style-type: none">• QuickStart• ReStart																													
Features	<ul style="list-style-type: none">• PerfectFry: For perfect browning of roasted foods• FlexInduction: Combining cooking zones for more flexibility• PowerBoost: Up to 50% more power for faster heating• Energy consumption display• Count-down timer for each zone• Kitchen timer																													
Design	<ul style="list-style-type: none">• SCHOTT CERAN® ceramic glass• ComfortProfil: Beveled front and rear with side profiles																													
Safety functions	<ul style="list-style-type: none">• Digital 2-stage residual heat indicator for each zone• Main switch• Safety switch-off• Small cookware detection• Anti overflow protection• Wipe protection• Childproof lock																													
Technical information	<ul style="list-style-type: none">• Cooking zone output <table><tr><th>Zone</th><th>Output (kW)</th><th>Output without booster (kW)</th><th>Dimensions (mm)</th></tr><tr><td>Left FlexInd.</td><td>3.7</td><td>3.3</td><td>400 x 210</td></tr><tr><td>First left</td><td>3.7</td><td>2.2</td><td>200 x 210</td></tr><tr><td>Second left</td><td>3.7</td><td>2.2</td><td>200 x 210</td></tr><tr><td>Right FlexInd.</td><td>3.7</td><td>3.3</td><td>400 x 210</td></tr><tr><td>First right</td><td>3.7</td><td>2.2</td><td>200 x 210</td></tr><tr><td>Second right</td><td>3.7</td><td>2.2</td><td>200 x 210</td></tr></table> <ul style="list-style-type: none">• Total connected load: 7.4kW (220V/40A single phase or 380V/20A two-phase connection)• Dimensions:<ul style="list-style-type: none">- Appliance (H x W x D): 51* x 916 x 353 mm <small>*excl. glass thickness</small>- Cut out (W x D): 880 x 330 mm		Zone	Output (kW)	Output without booster (kW)	Dimensions (mm)	Left FlexInd.	3.7	3.3	400 x 210	First left	3.7	2.2	200 x 210	Second left	3.7	2.2	200 x 210	Right FlexInd.	3.7	3.3	400 x 210	First right	3.7	2.2	200 x 210	Second right	3.7	2.2	200 x 210
Zone	Output (kW)	Output without booster (kW)	Dimensions (mm)																											
Left FlexInd.	3.7	3.3	400 x 210																											
First left	3.7	2.2	200 x 210																											
Second left	3.7	2.2	200 x 210																											
Right FlexInd.	3.7	3.3	400 x 210																											
First right	3.7	2.2	200 x 210																											
Second right	3.7	2.2	200 x 210																											
Optional accessories	<ul style="list-style-type: none">• Griddle Plate (HEZ390522 Price: \$3,800)• Teppan Yaki (large) (HEZ390512 Price: \$3,200)• Teppan Yaki (small) (HEZ390511 Price: \$3,000)• Induction roaster (HEZ390011 Price: \$3,000)• Steaming rack for Induction roaster (HEZ390012 Price: \$800)• System pan: 21cm (HEZ390230 Price: \$1,550)																													
Country of origin	<ul style="list-style-type: none">• Spain																													

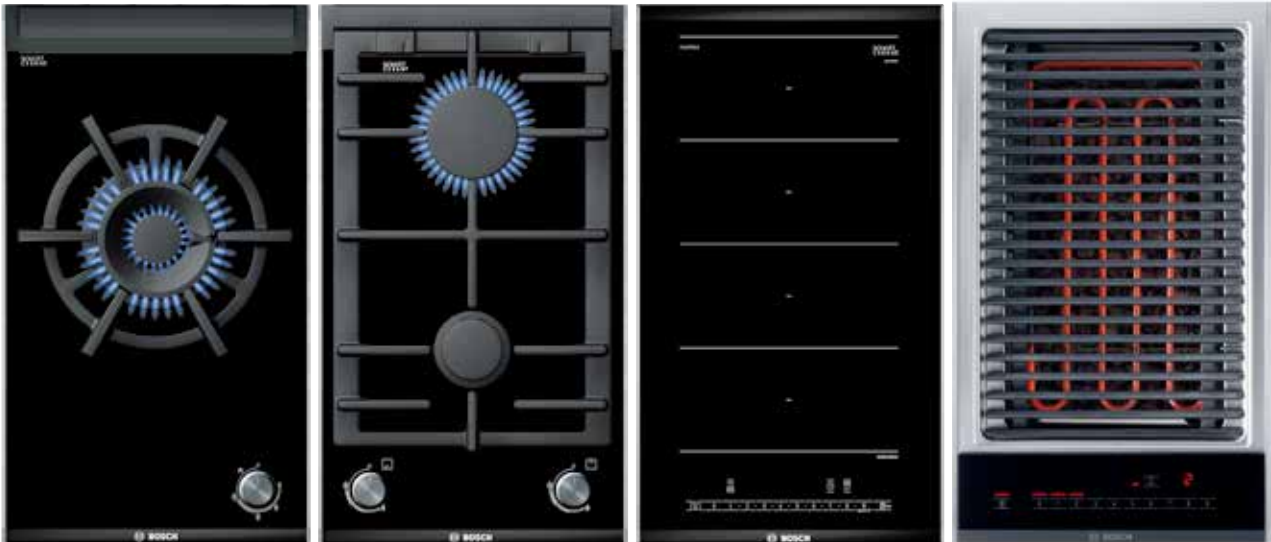


Enjoy perfect results.



And maximum flexibility with Domino hobs.

A barbecue griller right next to a wok burner? Absolutely possible, with Bosch domino hobs. They can be set up to suit your taste and together, they match up perfectly for good looks.



High-power wok-style burner

Ideal for flat pans and the versatile wok. The powerful wok-style burner provides an intense heat of up to 6kW. This makes it perfect for heavy wok frying, in particular, which requires a high flame for a quick toss of the ingredients.



Slim metal profile

Facetted front with brushed stainless steel side profiles. Thanks to the elegant and consistent design, Bosch domino hobs look harmonious in the kitchen, independent or combined together.



Direct Select




Simply selecting the required power level from those on offer (key laid out on the hob) instead of having to press +/- keys repeatedly.

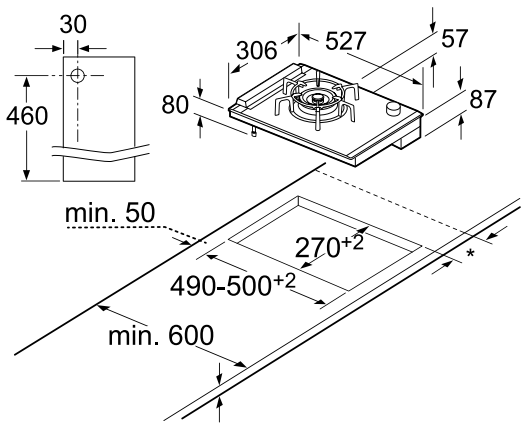


2-stage residual heat display

Provide clear indication of when a zone is still hot after it has been turned off: 'H' – residual heat sufficient to finish off cooking or to keep warm; 'h' – residual heat insufficient to cook, but still hot enough for caution.



	PRA326B92X Domino town gas wok burner	\$11,400
	  	
Performance	<ul style="list-style-type: none">• 1 dual circuit wok burner• Individual control of inner and outer flame• 1 hand ignition with control knob• Electrical spark ignition	
Design	<ul style="list-style-type: none">• SCHOTT CERAN® ceramic glass• Beveled front with side profiles• Can be combined with all hobs in comfort design	
Safety function	<ul style="list-style-type: none">• Flame failure safety device	
Technical information	<ul style="list-style-type: none">• Preset of town gas• Burner output: 6kW• Total connected load: 0.8W (13A)• Dimensions:<ul style="list-style-type: none">- Appliance (H x W x D): 87* x 306 x 527 mm- Cut out (W x D): 270 x 490-500 mm <div>*excl. glass thickness</div>	
Supplied accessory	<ul style="list-style-type: none">• Cast iron pan support	
Optional accessory	<ul style="list-style-type: none">• Connection strip (HEZ394301 Price: \$900)	
Country of origin	<ul style="list-style-type: none">• Austria	

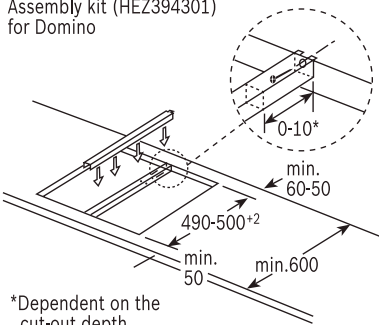


* Minimum distance from the hob cut-out to the wall

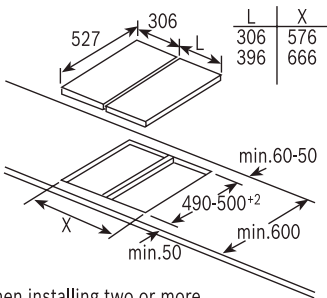
Distance from the top of pan support to worktop is approximately 58mm

For installation of 2 or more domino appliances

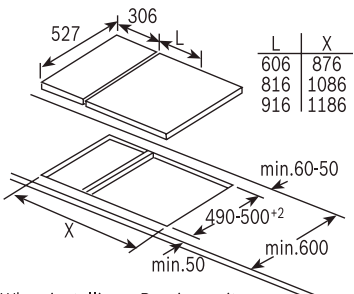
Assembly kit (HEZ394301) for Domino




*Dependent on the cut-out depth






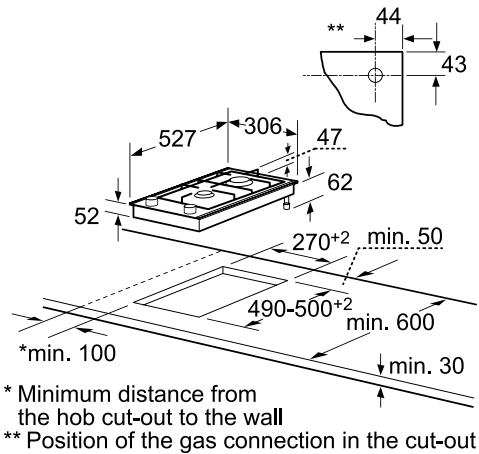
When installing two or more Domino units side-by-side, one or more assembly kits are required (2 units = 1 assembly kit, 3 units = 2 assembly kits, etc).



When installing a Domino units right next to a hob, an assembly kit (HEZ394301) is required



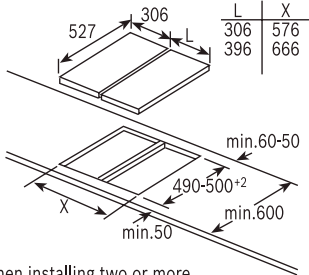
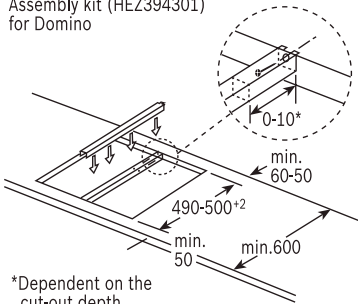
	PRB326B90X Domino town gas double burner		\$10,800								
	<div></div>										
Performance	<ul style="list-style-type: none">• 2 single circuit burners• 1 hand ignition with control knob• Electrical spark ignition										
Design	<ul style="list-style-type: none">• SCHOTT CERAN® ceramic glass• Beveled front with side profiles• Can be combined with all hobs in comfort design										
Safety function	<ul style="list-style-type: none">• Flame failure safety device										
Technical information	<ul style="list-style-type: none">• Preset of town gas• Burner output <table><tr><th>Burner</th><th>Output (kW)</th></tr><tr><td>Front - standard burner</td><td>1.9</td></tr><tr><td>Rear - rapid speed burner</td><td>2.8</td></tr><tr><td>Total</td><td>4.7</td></tr></table> <ul style="list-style-type: none">• Total connected load: 0.6W (13A)• Dimensions:<ul style="list-style-type: none">- Appliance (H x W x D): 52* x 306 x 527 mm- Cut out (W x D): 270 x 490-500 mm <p>*excl. glass thickness</p>			Burner	Output (kW)	Front - standard burner	1.9	Rear - rapid speed burner	2.8	Total	4.7
Burner	Output (kW)										
Front - standard burner	1.9										
Rear - rapid speed burner	2.8										
Total	4.7										
Supplied accessory	<ul style="list-style-type: none">• Cast iron pan support with rubber feet										
Optional accessory	<ul style="list-style-type: none">• Connection strip (HEZ394301 Price: \$900)										
Country of origin	<ul style="list-style-type: none">• Spain										



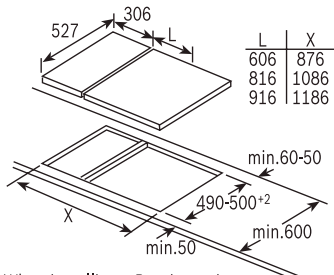
Distance from the top of pan support to worktop is approximately 50mm

For installation of 2 or more domino appliances

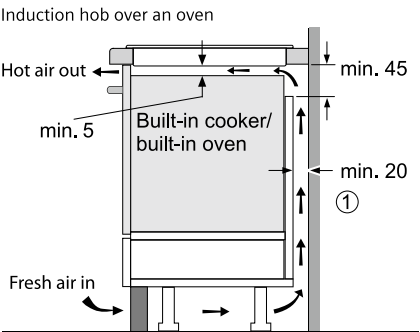
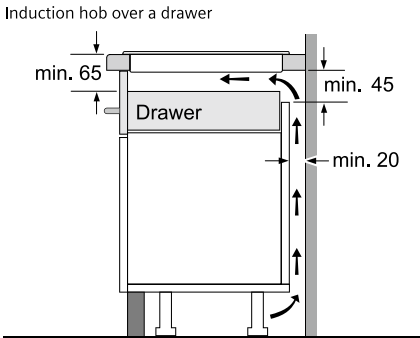
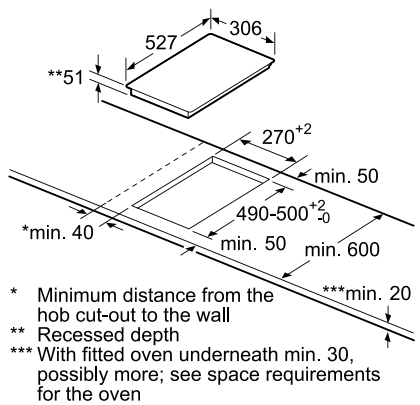

Assembly kit (HEZ394301) for Domino











When installing two or more Domino units side-by-side, one or more assembly kits are required (2 units = 1 assembly kit, 3 units = 2 assembly kits, etc).

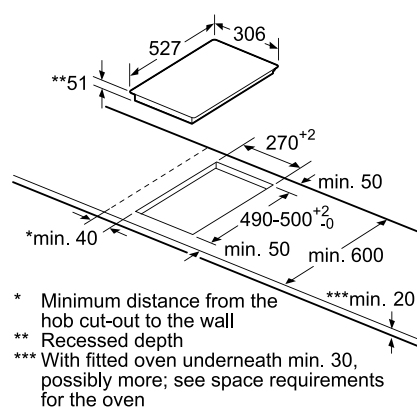
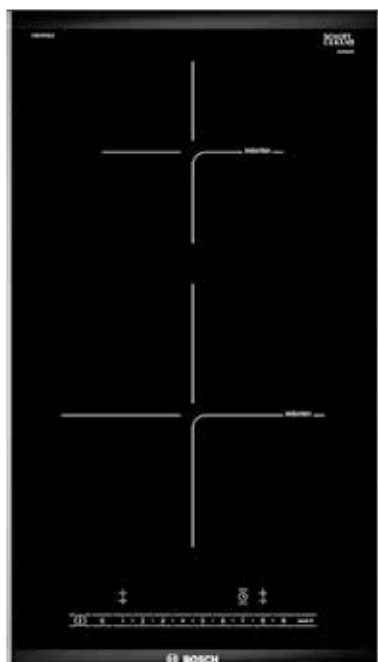


When installing a Domino units right next to a hob, an assembly kit (HEZ394301) is required

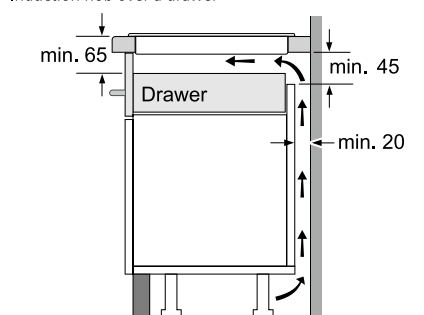


① Ventilation gap must be present

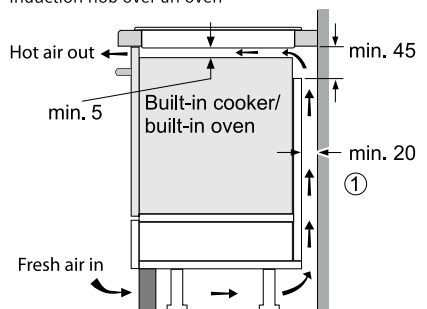
PXX375FB1E		\$18,800																
Domino FlexInduction Hob																		
<div></div>																		
Performance	<ul style="list-style-type: none">• 2 induction cooking zones• 1 FlexInduction Zone• 17 stages of power setting• DirectSelect touch control																	
Functions	<ul style="list-style-type: none">• QuickStart• ReStart																	
Features	<ul style="list-style-type: none">• FlexInduction: Combining cooking zones for more flexibility• PowerBoost: Up to 50% more power for faster heating• Energy consumption display• Count-down timer for each zone• Kitchen timer• Count-up timer for each zone																	
Design	<ul style="list-style-type: none">• SCHOTT CERAN® ceramic glass• ComfortProfil: Beveled front and rear with side profiles• Can be combined with all hobs in comfort design																	
Safety functions	<ul style="list-style-type: none">• Digital 2-stage residual heat indicator for each zone• Main switch• Safety switch-off• Small cookware detection• Anti overflow protection• Childproof lock																	
Technical information	<ul style="list-style-type: none">• Cooking zone output <table><tr><th>Zone</th><th>Output (kW)</th><th>Output without booster (kW)</th><th>Dimensions (mm)</th></tr><tr><td>FlexInd.</td><td>3.7</td><td>3.3</td><td>400 x 210</td></tr><tr><td>Front</td><td>3.7</td><td>2.2</td><td>200 x 210</td></tr><tr><td>Rear</td><td>3.7</td><td>2.2</td><td>200 x 210</td></tr></table> <ul style="list-style-type: none">• Total connected load: 3.7kW (220V/20A single phase connection)• Dimensions:<ul style="list-style-type: none">- Appliance (H x W x D): 51* x 306 x 527 mm- Cut out (W x D): 270 x 490-500 mm		Zone	Output (kW)	Output without booster (kW)	Dimensions (mm)	FlexInd.	3.7	3.3	400 x 210	Front	3.7	2.2	200 x 210	Rear	3.7	2.2	200 x 210
Zone	Output (kW)	Output without booster (kW)	Dimensions (mm)															
FlexInd.	3.7	3.3	400 x 210															
Front	3.7	2.2	200 x 210															
Rear	3.7	2.2	200 x 210															
Optional accessories	<ul style="list-style-type: none">• Connection strip (HEZ394301 Price: \$900)• Griddle Plate (HEZ390522 Price: \$3,800)• Teppan Yaki (large) (HEZ390512 Price: \$3,200)• Teppan Yaki (small) (HEZ390511 Price: \$3,000)• Induction roaster (HEZ390011 Price: \$3,000)• Steaming rack for Induction roaster (HEZ390012 Price: \$800)																	
Country of origin	<ul style="list-style-type: none">• Spain																	



Induction hob over a drawer



Induction hob over an oven




①
Ventilation gap must be present

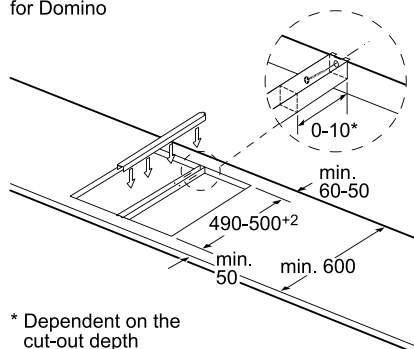
PIB375FB1E Domino 2-zone Induction Hob		\$16,800												
<div><div></div><div></div><div></div><div></div><div></div><div></div><div></div><div></div></div>														
Performance	<ul style="list-style-type: none">• 2 induction cooking zones• 17 stages of power setting• DirectSelect touch control													
Functions	<ul style="list-style-type: none">• QuickStart• ReStart													
Features	<ul style="list-style-type: none">• PowerBoost: Up to 50% more power for faster heating• Energy consumption display• Count-down timer for each zone• Kitchen timer• Count-up timer for each zone													
Design	<ul style="list-style-type: none">• SCHOTT CERAN® ceramic glass• ComfortProfil: Beveled front and rear with side profiles• Can be combined with all hobs in comfort design													
Safety functions	<ul style="list-style-type: none">• Digital 2-stage residual heat indicator for each zone• Main switch• Safety switch-off• Small cookware detection• Anti overflow protection• Childproof lock													
Technical information	<div><div><ul style="list-style-type: none">• Cooking zone output<table><tr><th>Zone</th><th>Output (kW)</th><th>Output without booster (kW)</th><th>Dimensions (mm)</th></tr><tr><td>Front</td><td>3.7</td><td>2.2</td><td>210</td></tr><tr><td>Rear</td><td>2.2</td><td>1.4</td><td>145</td></tr></table></div><div><ul style="list-style-type: none">• Total connected load: 3.7kW (220V/20A single phase connection)• Dimensions:<ul style="list-style-type: none">- Appliance (H x W x D): 51* x 306 x 527 mm- Cut out (W x D): 270 x 490-500 mm</div><div><div>*excl. glass thickness</div></div></div>		Zone	Output (kW)	Output without booster (kW)	Dimensions (mm)	Front	3.7	2.2	210	Rear	2.2	1.4	145
Zone	Output (kW)	Output without booster (kW)	Dimensions (mm)											
Front	3.7	2.2	210											
Rear	2.2	1.4	145											
Optional accessory	<ul style="list-style-type: none">• Connection strip (HEZ394301 Price: \$900)													
Country of origin	<ul style="list-style-type: none">• Spain													





with ceramic glass cover

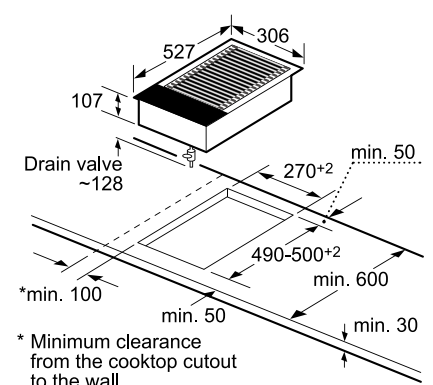
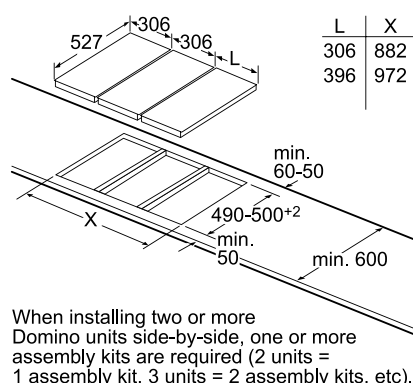


Assembly kit (HEZ394301)
for Domino



* Dependent on the cut-out depth

	PKU375CA1E Domino Barbecue Grill	\$15,800
	 	
Performance	<ul style="list-style-type: none">• 1 big grill zone on cast pan support• 9 stages of power setting	
Feature	<ul style="list-style-type: none">• Grill with lava stone and water or with water only	
Design	<ul style="list-style-type: none">• SCHOTT CERAN® ceramic glass• ComfortProfile: Beveled front with side profiles• Can be combined with all hobs in comfort design	
Safety functions	<ul style="list-style-type: none">• Power on indicator light• Integrated drain valve• Overheat protection	
Technical information	<ul style="list-style-type: none">• Total connected load: 2.4kW (13A)• Dimensions:<ul style="list-style-type: none">- Appliance (H x W x D): 235 x 306 x 527 mm- Cut out (W x D): 270 x 490-500 mm	
Supplied accessories	<ul style="list-style-type: none">• Lava stone• Black ceramic glass cover	
Optional accessories	<ul style="list-style-type: none">• Connection strip (HEZ394301 Price: \$900)• Lava stone 3.0kg (HEZ398300 Price: \$380)	
Country of origin	<ul style="list-style-type: none">• France	







Cool Solutions.





More space for keeping food fresh for longer.

Flexible to fit your kitchen, Bosch built-in refrigeration options and smart technology keep your food as fresh as possible for as long as possible.

Perfect pairs.

Thanks to our clever design, single door fridge and freezer can be combined to give you just the right capacity. You can now personalize your kitchen perfectly.



Save more, waste less.

Internal sensors constantly monitor the temperature in the fridge, thanks to the **FreshSense** technology, the cooling circuit and compressor continually adjust to ensure a stable interior temperature and provide prolonged freshness.



Keep food fresher for longer.

The **VitaFresh** vegetable drawer features a humidity controller which allows you to lock in moisture. This preserves vitamins and flavour in fruit and vegetables so they last up to twice as long.



More space.

Freezer is extra spacious meaning you will find it easy to fit everything in. The extra large **BigBox** is big enough for large bulky items.



Save time with flexible storage.









You save time more easily by making fewer shopping trips, as food lasts longer and get what you need faster too, thanks to **EasyLift** (height adjustable) shelves and fully extendable drawers.

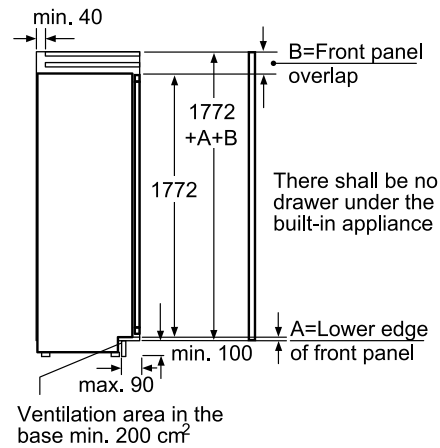
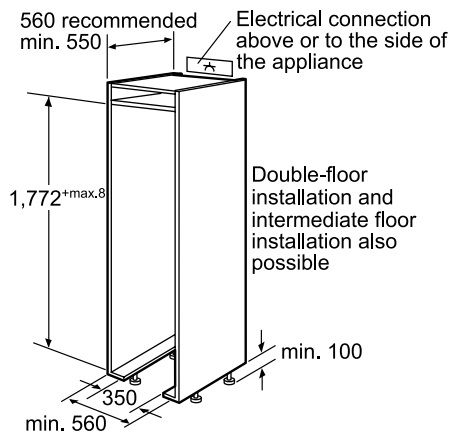
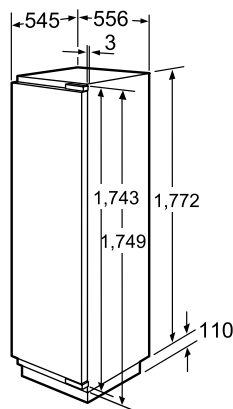


Quietly does it.

It's nice to know that we've integrated **SoftClosing** doors to avoid improper door closing.

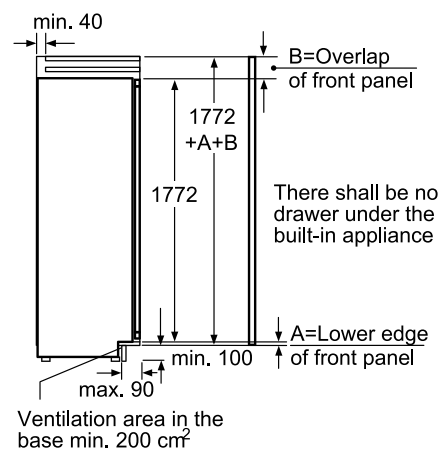
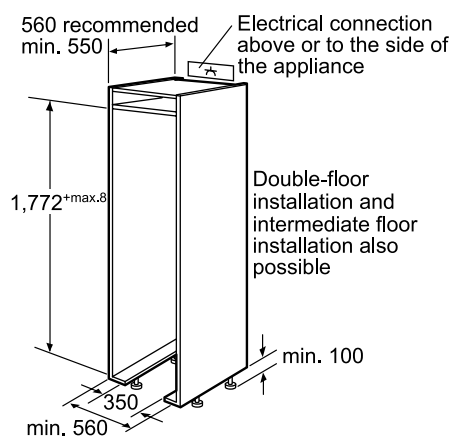
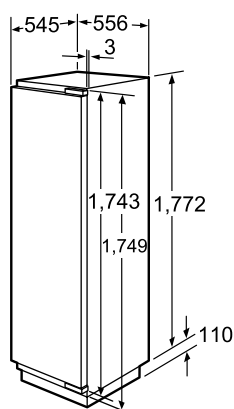


	GIN38P61HK Built-in 1-door freezer	\$29,400
	       	
Performance	<ul style="list-style-type: none">• Annual energy consumption: 239 kWh per year• Total net freezer capacity: 210 litres• Freezing capacity in 24 hours: 18 kg• Maximum freezer storage in power failure: 11 hours• Noise level: 40dB• Total connected load: 0.12kW (10A)• VariolInverter	
Key features	<ul style="list-style-type: none">• Frost free freezer• LED interior light	
Additional features	<ul style="list-style-type: none">• Freezer compartment<ul style="list-style-type: none">- 5 pull out drawers including 1 BigBox- 2 freezer compartments with flap- 1 ice cube tray- 2 ice packs- Freezing calendar	
Functions	<ul style="list-style-type: none">• Super Freezing function with automatic deactivation• Door open warning signal: acoustic• Malfunction warning signal: acoustic	
Design	<ul style="list-style-type: none">• LED display and touch control• Soft closing door• Door left hinged, reversible• Dimensions (H x W x D): 1,772* x 556 x 545 mm<ul style="list-style-type: none">* Excluded the height of the base compressor: 110mm	
Country of origin	<ul style="list-style-type: none">• Germany	



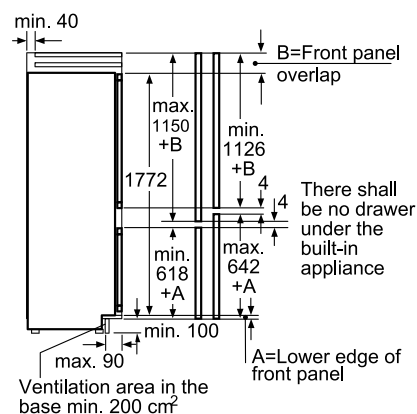
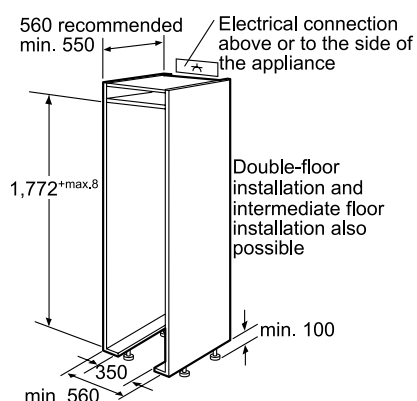
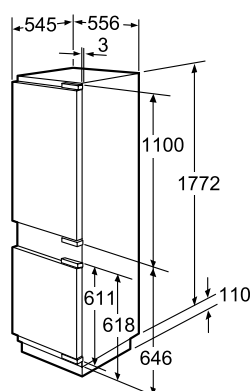


	KIF42P61HK Built-in 1-door fridge \$27,400
	<div> </div>
Performance	<ul style="list-style-type: none"> • Annual energy consumption: 124kWh per year • Total net capacity: 299 litres • Net fridge capacity: 223 litres • Net VitaFresh pro 0°C capacity: 76 litres • Noise level: 39dB • Total connected load: 0.12kW (10A) • VariolInverter
Key features	<ul style="list-style-type: none"> • Auto defrost function in fridge • 2 temperature zones, each zone separately regulated and controlled • VitaFresh pro compartment at 0°C, ideal for fresh food (76 litres)
Additional features	<ul style="list-style-type: none"> • Fridge compartment <ul style="list-style-type: none"> - 3 height adjustable safety glass shelves, including 1 EasyLift - 4 pull out drawers - 1 dairy compartment - 4 door bins, including 3 with EasyLift - 2 egg racks - LED interior light on both sides • VitaFresh pro 0°C compartment <ul style="list-style-type: none"> - 2 extendible VitaFresh pro 0°C drawers for fish and meat - 1 extendible VitaFresh pro 0°C drawer with humidity filter for fruit and vegetables
Functions	<ul style="list-style-type: none"> • SuperCooling function with automatic deactivation • Door open warning signal: acoustic • Malfunction warning signal: acoustic
Design	<ul style="list-style-type: none"> • LED display and touch control • Soft closing door • Door right hinged, reversible • Dimensions (H x W x D): 1,772* x 556 x 545 mm * Excluded the height of the base compressor: 110mm
Country of origin	• Germany



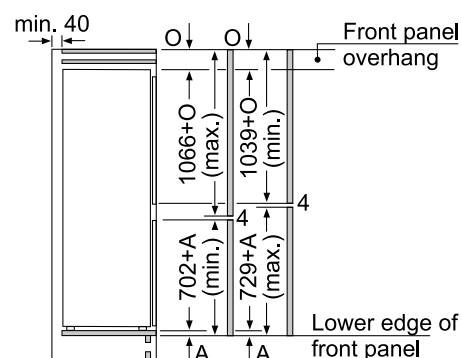
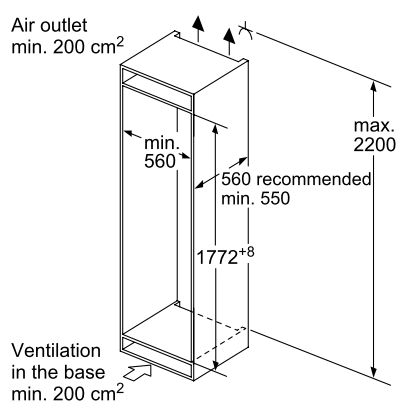
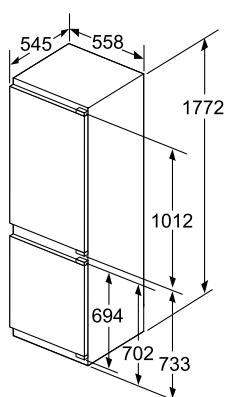


KIF39P61HK Built-in 2-door refrigerator, bottom freezer		\$29,400
Performance	<ul style="list-style-type: none"> • Annual energy consumption: 197kWh per year • Total net capacity: 243 litres • Net fridge capacity: 180 litres • Net freezer capacity: 63 litres • Freezing capacity in 24 hours: 12kg • Maximum freezer storage in power failure: 16 hours • Noise level: 39dB • Total connected load: 0.12kW (10A) • VariolInverter 	
Key features	<ul style="list-style-type: none"> • Frost free freezer • Auto defrost function in fridge • 3 temperature zones, each zone separately regulated and controlled • 2 VitaFresh pro drawers in fridge at 0°C, ideal for fresh food (54 litres) 	
Additional features	<ul style="list-style-type: none"> • Fridge compartment <ul style="list-style-type: none"> - 2 safety glass shelves, including 1 EasyLift - 1 EasyAccess safety glass shelves - 1 pull out drawer - 1 divider box and 1 bottle holder - 2 VitaFresh pro 0°C drawer on extension rails - 1 dairy compartment - 2 door bins, including 1 EasyLift - 2 egg racks - LED interior light on both sides • Freezer compartment <ul style="list-style-type: none"> - 2 pull out drawers including 1 BigBox - 1 ice cube tray - 2 ice packs - Freezing calendar 	
Functions	<ul style="list-style-type: none"> • SuperCooling and SuperFreezing functions with automatic deactivation • Door open warning signal: acoustic • Malfunction warning signal: acoustic 	
Design	<ul style="list-style-type: none"> • LED display and touch control • Soft closing door • Door right hinged, reversible • Dimensions (H x W x D): 1,772* x 556 x 545 mm * Excluded the height of the base compressor: 110mm 	
Country of origin	• Germany	









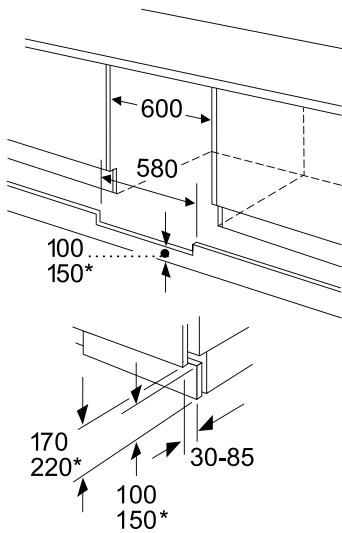
KIN86AF31K Built-in 2-door refrigerator, bottom freezer		\$24,800
Performance	<ul style="list-style-type: none"> • Annual energy consumption: 223kWh per year • Total net capacity: 254 litres • Net fridge capacity: 187 litres • Net freezer capacity: 67 litres • Freezing capacity in 24 hours: 8kg • Maximum freezer storage in power failure: 13 hours • Noise level: 39dB • Total connected load: 0.09kW (10A) • VariolInverter 	
Key features	<ul style="list-style-type: none"> • Frost free freezer • Auto defrost function in fridge • 2 temperature zones, each zone separately regulated and controlled • AirFresh Filter 	
Additional features	<ul style="list-style-type: none"> • Fridge compartment <ul style="list-style-type: none"> - 5 safety glass shelves, including 1 VarioShelf & 1 EasyAccess shelf - 1 VitaFresh plus drawer - 1 dairy compartment - 4 door bins - 2 egg racks - LED interior lights on both sides • Freezer compartment <ul style="list-style-type: none"> - 3 pull out drawers including 1 BigBox - 1 ice cube tray - 2 ice packs - Freezing calendar 	
Functions	<ul style="list-style-type: none"> • SuperCooling and SuperFreezing functions with automatic deactivation • Door open warning signal: acoustic • Malfunction warning signal: acoustic 	
Design	<ul style="list-style-type: none"> • LED display and touch control • Door right hinged, reversible • Dimensions (H x W x D): 1,772 x 558 x 545 mm 	
Country of origin	• Germany	



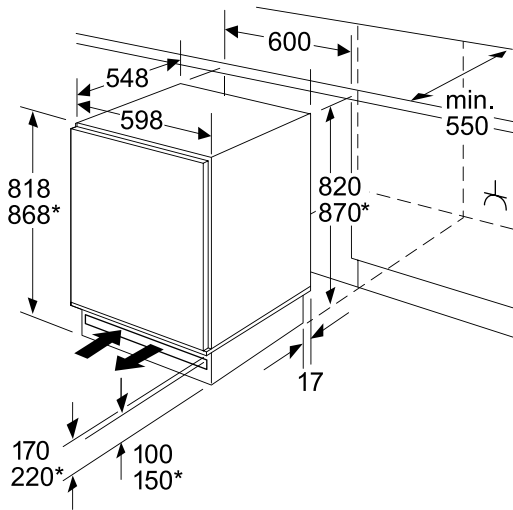
The specified cabinetry door dimensions apply for a door gap of 4 mm.



	KUR15A50HK Built-under fridge	\$11,400
	   	
Performance	<ul style="list-style-type: none">• EU Energy efficiency class: A+ (118kWh per year)• Total net capacity: 138 litres• Noise level: 38dB• Total connected load: 0.09kW (13A)	
Key features	<ul style="list-style-type: none">• Auto defrost function in fridge• Removable magnetic door seals - easy to clean and to replace	
Additional features	<ul style="list-style-type: none">• 3 safety glass shelves in fridge compartment of which 3 are height adjustable• 2 vegetable/salad containers• 1 egg tray• 3 door shelves• Day light-bright interior lighting• Right hinged door, door reversible• Ventilation through plinth, no cutting of worktop required	
Design	<ul style="list-style-type: none">• Flush-folding hinge• Mechanical control• Dimensions (H x W x D): 818-868 x 598 x 548 mm	
Country of origin	• Germany	



Space for electrical connection next to the appliance on the left or right-hand side.
Ventilation space in the base.

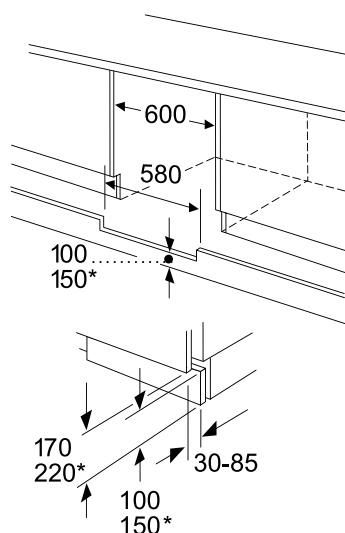


* Variable base/substructure height

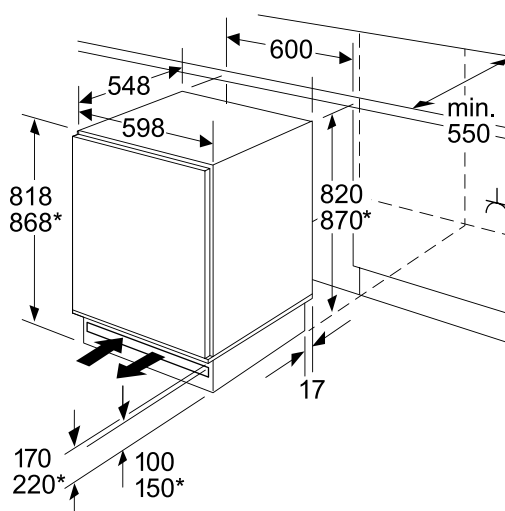
This appliance is best installed in air-conditioned rooms. However, there is still a possibility of condensation on appliances if the environment is highly humid.



	GUD15A50GB Built-under freezer	\$11,400
Performance	<ul style="list-style-type: none"> • EU Energy efficiency class: A+ (184kWh per year) • Total net capacity: 98 litres • Freezing capacity in 24 hours: 12kg • Maximum freezer storage time in power failure: 24 hours • Noise level: 38dB • Total connected load: 0.09kW (13A) 	
Key features	<ul style="list-style-type: none"> • Manual defrost freezer • Removable magnetic door seals - easy to clean and to replace 	
Additional features	<ul style="list-style-type: none"> • **** freezer • 3 freezer drawers • 2 cold packs • 1 ice cube tray • Right hinged door, door reversible • Ventilation through plinth, no cutting of worktop required 	
Functions	<ul style="list-style-type: none"> • SuperFreezing function with manual deactivation • Freezing calendar • Door open warning signal: Yes • Malfunction warning signal: Optical, acoustic 	
Design	<ul style="list-style-type: none"> • Flush-folding hinge • Mechanical control • Dimensions (H x W x D): 818-868 x 598 x 548 mm 	
Country of origin	• Germany	



Space for electrical connection next to the appliance on the left or right-hand side.
Ventilation space in the base.



* Variable base/substructure height

This appliance is best installed in air-conditioned rooms. However, there is still a possibility of condensation on appliances if the environment is highly humid.

Side by Side refrigerator.

Brilliant masterpiece in XXL format, the new Bosch side by side refrigerator will easily cope with the demands of a large family and make a bold design statement too.



Separate Cooling Systems

A separate evaporator for the fridge and freezer sections, not only prevents the transfer of flavours, but also allows the fridge and freezer temperatures to be controlled separately.



MultiAirflow Cooling

Greatly improves circulation of air around the fridge, regulating temperature and humidity levels, and eradicating condensation build-up, so that your food stays fresher for longer.

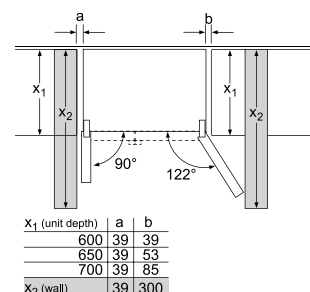
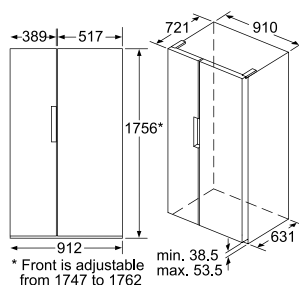
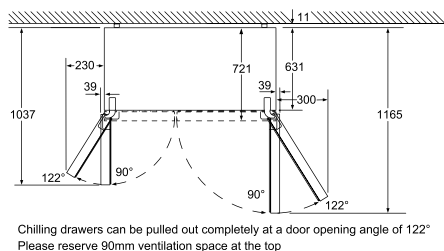


BigBox

This extra large freezer drawer (26cm instead of 18cm high) means you can store bulky frozen goods or stack freezer containers.

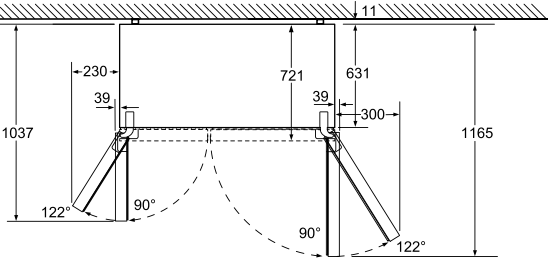


	KAN92LB35G (Volcano Black) Side-by-side refrigerator	\$18,800
Performance	<ul style="list-style-type: none"> • EU Energy Efficiency Class: A++ (385kWh per year) • HK Energy label: Grade 1 • Total net capacity: 592 litres • Net fridge capacity: 375 litres • Net freezer capacity: 217 litres • Freezing capacity in 24 hours: 12kg • Maximum freezer storage in power failure: 12 hours • Noise level: 43dB • Total connected load: 0.19kW (13A) • VariolInverter 	
Key features	<ul style="list-style-type: none"> • Frost free freezer • Auto defrost function in fridge • Two separate cooling circuits allow independent temperature control • AirFresh Filter • MultiAirflow system • LED illumination interior light 	
Additional features	<ul style="list-style-type: none"> • Fridge compartment <ul style="list-style-type: none"> - 4 safety glass shelves of which 3 are adjustable, including 1 EasyLift shelf - 3 pull out drawers on extension rails, of which 1 VitaFresh plus drawer for fish and meat and 1 VitaFresh plus drawer with humidity control - 5 door bins - 1 dairy compartment - 1 BottleRack • Freezer compartment <ul style="list-style-type: none"> - 4 safety glass shelves of which 2 are adjustable - 2 pull out drawer on extension rail systems - 1 IceTwister Box - 5 door bins - 2 ice packs 	
Functions	<ul style="list-style-type: none"> • SuperCooling and SuperFreezing functions with automatic deactivation • Special functions: eco, fresh, holiday modes • Door open warning signal: Optical and acoustical • Malfunction warning signal: Optical and acoustical • 4 wheels, 2 height adjustable front feet 	
Design	<ul style="list-style-type: none"> • Volcano black glass door • Integrated vertical handle • TouchControl temperature operation via easy-to-read sensor fields • Dimensions (H x W x D): 1,756 x 912 x 732 mm 	
Country of origin	• China	

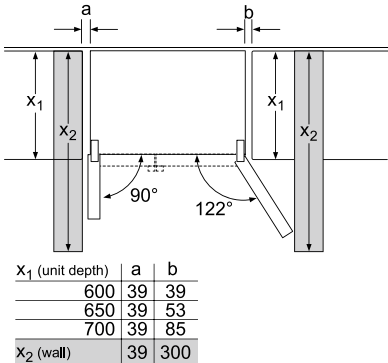
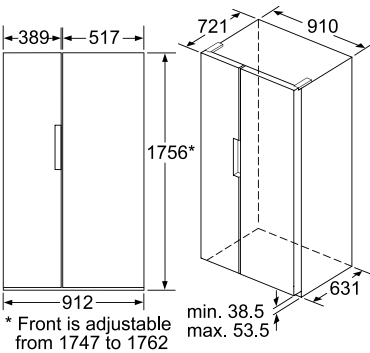




	<div> <div> KAN92VI35 (Stainless Steel Look) Side-by-side refrigerator </div> <div>\$13,800</div> </div> <div> <div> <div>Energy</div> <div>A++</div> </div> <div> <div>HK Energy</div> <div>1</div> </div> <div> <div>Fingerprint free</div> <div></div> </div> <div> <div>VitaFresh</div> <div></div> </div> <div> <div>BigBox</div> <div></div> </div> <div> <div>MultAirflow</div> <div></div> </div> <div> <div>Telescopic Drawer</div> <div></div> </div> <div> <div>FreshSense</div> <div></div> </div> <div> <div>Separate Temperature Control</div> <div></div> </div> </div> <div> <div> <div>IceTwister</div> <div></div> </div> <div> <div>Electronic</div> <div></div> </div> <div> <div>SafetyGlas</div> <div></div> </div> <div> <div>LED Light</div> <div></div> </div> <div> <div>Frost free</div> <div></div> </div> <div> <div>SuperCooling</div> <div></div> </div> <div> <div>SuperFreezing</div> <div></div> </div> <div> <div>Intelligent Inverter Technology</div> <div></div> </div> </div>
Performance	<ul style="list-style-type: none"> • EU Energy Efficiency Class: A++ (389kWh per year) • HK Energy label: Grade 1 • Total net capacity: 604 litres • Net fridge capacity : 387 litres • Net freezer capacity : 217 litres • Freezing capacity in 24 hours : 12kg • Maximum freezer storage time in power failure: 12 hours • Noise level: 43dB • Total connected load: 0.19kW (10A) • VariolInverter
Key features	<ul style="list-style-type: none"> • Frost free freezer • Auto defrost function in fridge • Two separate cooling circuits allow independent temperature control • MultiAirflow system • LED illumination interior light
Additional features	<ul style="list-style-type: none"> • Fridge compartment <ul style="list-style-type: none"> - 4 safety glass shelves of which 3 are adjustable - 2 pull out drawers on extension rails, of which 1 VitaFresh drawer - 4 door bins - 1 dairy compartment • Freezer compartment <ul style="list-style-type: none"> - 4 safety glass shelves of which 2 are adjustable - 2 pull out drawers on extension rail systems - 1 IceTwister Box - 5 door bins
Functions	<ul style="list-style-type: none"> • SuperCooling and SuperFreezing functions with automatic deactivation • Special functions: eco, fresh, holiday modes • Door open warning signal: Optical and acoustical • Malfunction warning signal: Optical and acoustical • 4 wheels, 2 height adjustable front feet
Design	<ul style="list-style-type: none"> • Stainless steel look EasyClean door and chrome inox metallic panels • Integrated vertical handle • TouchControl temperature operation via easy-to-read sensor fields • Dimensions (H x W x D): 1,756 x 912 x 732 mm
Country of origin	<ul style="list-style-type: none"> • China



Chilling drawers can be pulled out completely at a door opening angle of 122°
Please reserve 90mm ventilation space at the top



A stylish stay for your food.

Classic edition, where retro meets chic. With its design range, Bosch has been revolutionising how refrigerators look since 1950. Following the classic design with modern technology, it unites a timeless, stylish design with cutting-edge technology, so that the inside of the classic fridge does exactly what the outside promises.



Copyright: Robert Bosch GmbH



Copyright: Robert Bosch GmbH



Originated in 1950, a design classic today.

True greatness comes from within.

Classic design on the outside, advanced cooling technology on the inside.



VitaFresh plus drawer

For long lasting freshness, you need not only the right temperature, but also optimum humidity levels. The VitaFresh plus drawer provides excellent storage and allows control of the humidity conditions for the fruit and vegetables so that the freshness including the flavor and vitamins can be preserved for a longer while. Thanks to the slide control on the top of the VitaFresh plus drawer, you can adjust the humidity level as required to make sure storage conditions are always just right.



Smooth finishing

High quality materials and a stylish design make this appliance simply irresistible in a modern home.



Electronic TouchControl/ LED display

Using the innovative TouchControl panel, you can change the temperature of your appliance as required.



EasyAccess Shelves

It's easier to reach the back of the drawer as the telescopic rails allow the shelves to come all the way out.



Elegant safety glass shelves

High quality glass shelves assure more stability than conventional metal grids.



Durable LED lights

The LED lights provide excellent illumination to the interior of the fridge. The clever positioning of the lighting in the side walls ensures that no storage space is lost.

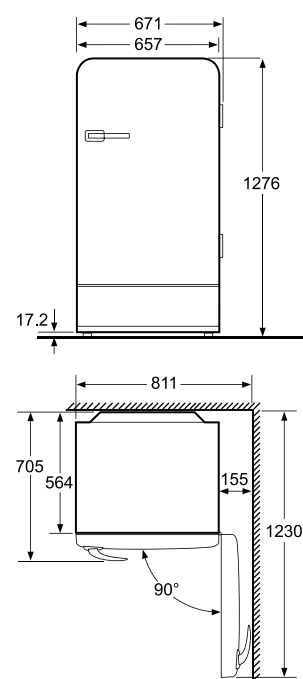
Dairy compartment

The dairy compartment comes with a lid that protects the contents from taste and odor transfer.



	KSL20AR30 (Glossy Red) KSL20AW30 (Ice White) KSL20AU30 (Sky Blue) Classic edition refrigerator	\$16,800
Performance	<ul style="list-style-type: none"> • EU Energy Efficiency Class: A++ (148kWh per year) • HK Energy label: Grade 1 • Total net capacity: 154 litres • Net fridge capacity: 139 litres • Net freezer capacity: 15 litres • Freezing capacity in 24 hours: 2.4kg • Maximum freezer storage time in power failure: 13 hours • Noise level: 37dB • Total connected load: 0.09kW (10A) 	
Key features	<ul style="list-style-type: none"> • Digital touch control • Auto defrost function in fridge 	
Additional features	<ul style="list-style-type: none"> • 4 safety glass shelves in fridge compartment of which 3 are height adjustable, including pull out shelf and flexible shelf • Bottle holder • VitaFresh plus drawer with humidity control • 5 door shelves • LED interior lighting • Ice compartment suited for pizzas 	
Function	<ul style="list-style-type: none"> • SuperCooling function with automatic deactivation 	
Design	<ul style="list-style-type: none"> • Series 8 • Cambered door • Interior with metal applications • Electronic control • Dimensions (H x W x D): 1,270 x 660 x 650 mm 	
Country of origin	<ul style="list-style-type: none"> • Germany 	

* Indent Order





Dishwashers.



The dirty truth about your kitchen.

Did you know that most harmful germs in your home multiply around the kitchen sink?

Kitchens contain more harmful bacteria than we think.

A study on kitchen and food preparation hygiene practices found that while 80% of the households surveyed think there is below moderate risk of getting food poisoning at home, 88% of homes surveyed contained harmful bacteria such as E.coli and Salmonella.

'Germiest' item: the kitchen sponge.

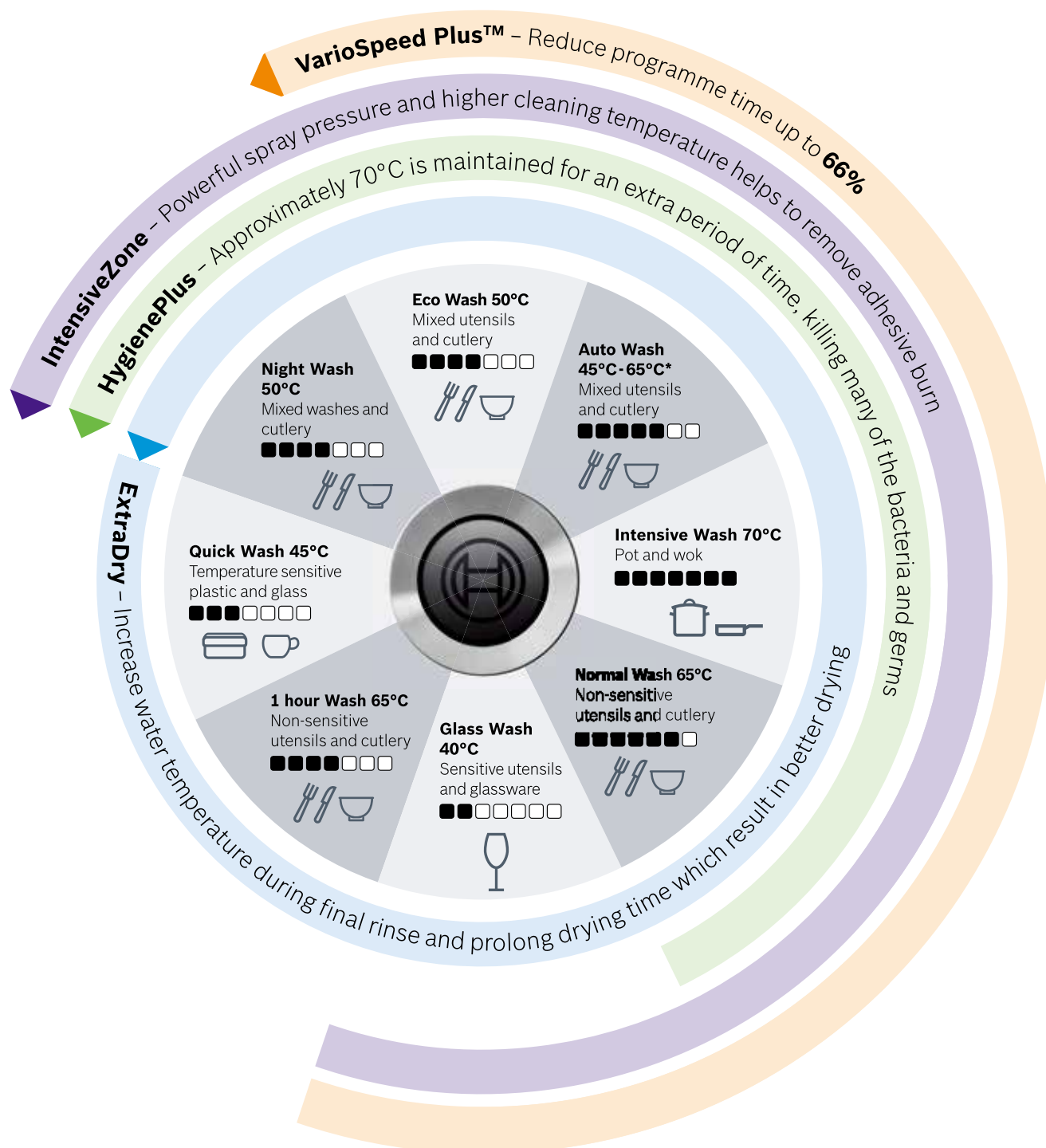
88% of the sponges tested were found to contain Salmonella and/or E.coli. However, only 20% of households changed their kitchen sponge regularly (every two weeks or less).

Hot water is necessary to kill bacteria.

Most bacteria are not able to survive in temperatures above 70°C, which makes hot water an important element in the cleaning process. Some dishwashers are now equipped with Machine Care Programme. It will signal the user after 30 washing cycles and request a high temperature water to clean the cavity to ensure hygiene at all time.



Invented to clean: Remove 99.99%^{**} of bacteria and germs.



* Temperature varies according to the soiling with the aid of sensor

** Result proven that Bosch dishwashers can remove 99.99% of bacteria and germs. 99.99% reduction on Escherichia coli, Staphylococcus aureus, test report HKGEC1700301401 (dated 05/17), HKGEC1700303101 (dated 05/17), HKGEC1700303201 (dated 05/17), HKGEC1700303301 (dated 05/17), HKGEC1700350301 (dated 05/17) issued by SGS Hong Kong Limited



Saving 50 litres.

A dishwasher in Hong Kong saves an average of 50 litres* of water a day compared to high-consumption hand washing. Doing your bit for the environment.

* Apply to SMV68MD01G using Eco Wash 50°C programme. Assuming 60 litres of water is used for hand washing per day.



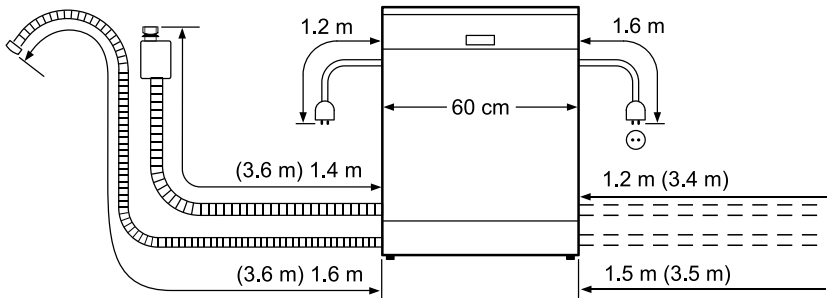
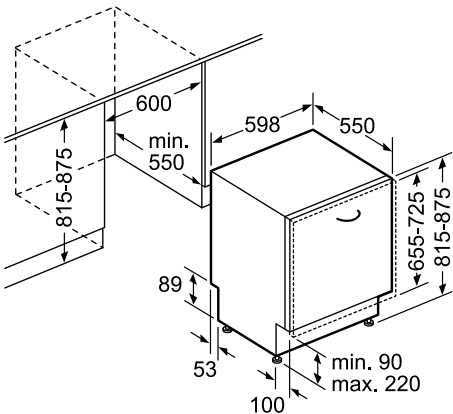
Wine glass professional handler.

Achieve sparkling glasses by using the professional wine glass handler and bid farewell to water pooling and streak marks. The wine glass holder professionally handles your long stemmed wine glasses safely and securely. The innovative lock ensures your glasses are stable in the basket.












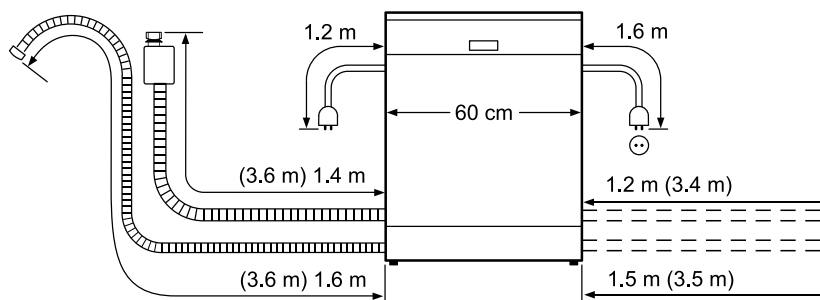
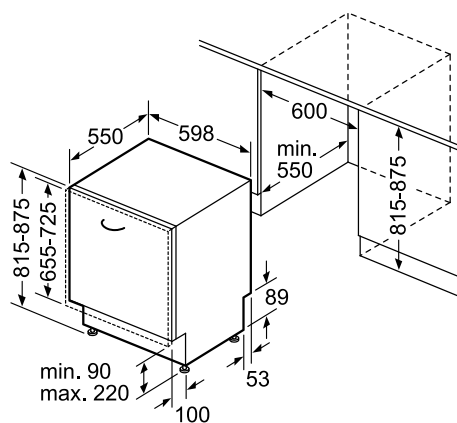
	SMV68MD01G 60cm fully-integrated dishwasher	\$14,800
	<div><div><div>Energy</div><div>A+</div></div><div>Drying Performance</div><div>A</div><div>Water</div><div>9.5L</div><div>VarioSpeed Plus</div><div>VarioDrawer</div><div>Timer</div><div>24</div><div>12+2</div><div>39 dB</div><div>Intensive Zone</div><div>TimeLight</div><div>HygienePlus</div><div>AquaStop</div><div>AquaSensor</div><div>Load sensor</div><div>Machine Care Program</div><div>1 hour Program</div><div>OpenAssist</div></div>	
Performance	<ul style="list-style-type: none">• Energy efficiency class: A+• Drying performance: Class A	
Programmes	<ul style="list-style-type: none">• 8 Washing programmes:<ul style="list-style-type: none">- Intensive Wash 70°C- Auto Wash 45°C – 65°C- Eco Wash 50°C- Night Wash 50°C• Machine Care programme- 1 Hour Wash 65°C- Glass Wash 40°C- Quick Wash 45°C- Pre Rinse	
Functions	<ul style="list-style-type: none">• VarioSpeed Plus• HygienePlus• IntensiveZone• Extra Dry	
Technology	<ul style="list-style-type: none">• Door OpenAssist• AquaSensor• Heat exchanger• AquaStop• DosageAssist• TimeLight projection on any floor during operation	
Control	<ul style="list-style-type: none">• 1-24 hours delay start timer	
Design	<ul style="list-style-type: none">• 3-level height adjustable top basket• VarioDrawer• VarioFlex Plus basket• Full flexibility of door panel at your choice (not included accessory)	
Technical information	<ul style="list-style-type: none">• 14 place settings• Consumption rates (Eco Wash 50°C programme)<ul style="list-style-type: none">- Water: 9.5L- Electricity: 1.05kWh• Noise level: 39dB• Total connected load: 2.4kW (13A)• Dimensions (H x W x D):<ul style="list-style-type: none">- Appliance: 815-875 x 598 x 550 mm	
Optional accessories	<ul style="list-style-type: none">• Cleaning aid accessory kit set (SMZ5001 Price: \$340)• GlassSecure Tray (SMZ5300 Price: \$600)	
Country of origin	<ul style="list-style-type: none">• Germany	



() values with extension kit



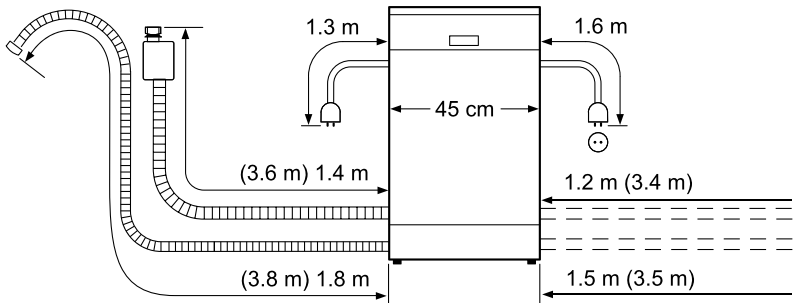
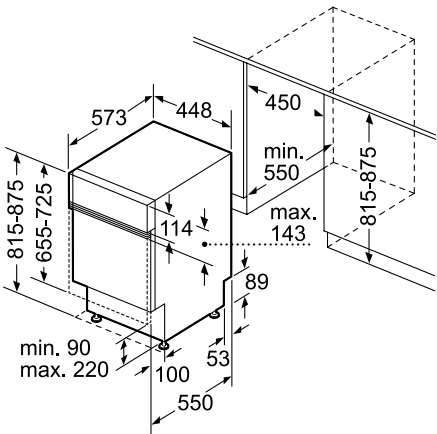
	SMV50D10EU 60cm fully-integrated dishwasher	\$9,800
	      	
Performance	<ul style="list-style-type: none">• Energy efficiency class: A+• Drying performance: Class A	
Programmes	<ul style="list-style-type: none">• Intensive Wash 70°C• Normal Wash 65°C• Eco Wash 50°C• Quick Wash 45°C• Pre Rinse	
Function	<ul style="list-style-type: none">• VarioSpeed	
Technology	<ul style="list-style-type: none">• AquaSensor• AquaStop anti-flood system• Red InfoLight projection on floor during operation	
Control	<ul style="list-style-type: none">• Black fascia panel with LED indicator• 3, 6, 9 hours delay start timer	
Design	<ul style="list-style-type: none">• 2-level height adjustable top basket• Full flexibility of door panel at your choice (not included accessory)• Moveable cutley basket	
Technical information	<ul style="list-style-type: none">• 12 place settings• Consumption rates (Eco Wash 50°C programme)<ul style="list-style-type: none">- Water: 11.7L- Electricity: 1.02kWh• Noise level: 48dB• Total connected load: 2.4kW (13A)• Dimensions (H x W x D):<ul style="list-style-type: none">- Appliance: 815-875 x 598 x 550 mm	
Optional accessories	<ul style="list-style-type: none">• Cleaning and accessory kit set (SMZ5001 Price: \$340)• GlassSecure Tray (SMZ5300 Price: \$600)	
Country of origin	<ul style="list-style-type: none">• Poland	



() values with extension kit



	<div>SPI50E95EU</div> <div>45cm integrated dishwasher</div> <div><div><div>Energy</div><div>A⁺</div></div><div><div>Drying Performance</div><div>A</div></div><div><div>Water</div><div>9.5L</div></div><div><div>DuoPower</div></div><div><div>VarioSpeed</div></div><div><div>AquaSensor</div></div><div><div>AquaStop</div></div><div><div>Timer</div><div>24</div></div><div><div>45 CM</div></div></div>	\$7,800
Performance	<div><div>• Energy efficiency class: A⁺</div><div>• Drying performance: Class A</div></div>	
Programmes	<div><div>• Intensive Wash 70°C</div><div>• Auto Wash 45°C – 65°C</div><div>• Eco Wash 50°C</div><div>• Quick Wash 45°C</div><div>• Pre Rinse</div></div>	
Functions	<div><div>• VarioSpeed</div><div>• IntensiveZone</div></div>	
Technology	<div><div>• AquaSensor</div><div>• Heat exchanger</div><div>• AquaStop anti-flood system</div></div>	
Control	<div><div>• LED front panel display with remaining time indicator</div><div>• 1-24 hours delay start timer</div></div>	
Design	<div><div>• DuoPower double spray arms</div><div>• 2-level height adjustable top basket</div><div>• Stainless steel front panel</div><div>• Stainless steel cavity</div><div>• Full flexibility of door panel at your choice (not included accessory)</div><div>• Moveable cutlery basket</div></div>	
Technical information	<div><div>• 9 place settings</div><div>• Consumption rates (Eco Wash 50°C programme)</div><div> - Water: 9.5L</div><div> - Electricity: 0.78kWh</div><div>• Noise level: 46dB</div><div>• Total connected load: 2.4kW (13A)</div><div>• Dimensions (H x W x D):</div><div> - Appliance: 815-875 x 448 x 573 mm</div></div>	
Optional accessories	<div><div>• Cleaning and accessory kit set (SMZ5001 Price: \$340)</div><div>• GlassSecure Tray (SMZ5300 Price: \$600)</div></div>	
Country of origin	<div><div>• Germany</div></div>	



() values with extension kit



Laundry.



Invented for life, from the boardroom to the ballroom.

Boardroom Style



Shirts/Business

The laundry is tumbled gently to keep laundry fluffy and tangle-free for reduced creasing and easy ironing. Non-iron shirts can simply be hung to dry.

Ballroom Glam

Delicates/Silk

A wash program tailored for silks, delicate viscose and synthetic items. It provides an accurate temperature controlled washing environment.

Treasured Pieces



ActiveOxygen™

The laundry is additionally treated with active oxygen in order to thoroughly remove germs and bacteria. Clothes then wash at low temperatures to achieve perfect cleaning and hygienic results.

Daily Hygiene



AllergyPlus

Ideal for allergy sensitive people, AllergyPlus decomposes allergens with intensive and longer washing stages.

Duvet

Professional Laundry at home for machine-washable large items e.g. pillows, quilts and items stuffed with down.

Active Wear



Sportswear

Innovative program provides optimum care and protection for modern textiles e.g. Microfibers and coloured fabrics.

Winter Fashion



Wool

An exceptionally gentle woollens handwash programme.

ActiveOxygen™, the perfect way to treat fashion.

1. Select your preferred wash program and activate the ActiveOxygen™ button.



2. At the start of the wash program a fine mist of active oxygen, which is produced by the system itself, is emitted into the drum. No other additives are needed.



3. Before the final spin cycle, your laundry is treated with active oxygen again in order to remove germs and bacteria. These two processes take 30 minutes in total. The result: hygienically clean laundry.





EcoSilence Drive™

The EcoSilence Drive™ is especially powerful

and durable. It is distinguished by its high energy efficiency, speed and quiet operation. The very low energy consumption performance results in -30% more efficient than the A+++ energy efficiency class.



VarioPerfect™

Through its perfect programme range,

VarioPerfect™ ensures top wash results for all types of fabrics and every load. With the optional VarioPerfect™ function “EcoPerfect”, most programmes can be set to be more efficient and quicker with “SpeedPerfect”.



AntiVibration™ design

Noticeably quiet, the AntiVibration™ design of the

side walls with enhanced insulation provides more stability and reduce vibration.



VarioDrum system

The revolutionary VarioDrum design is gentle on your

clothes, offering the ultimate fabric care. Both special designed drum surface and asymmetrical paddles feature a flat and steep side for complete garment care.



ActiveWater™

ActiveWater™ Water

Management consists:

the sensor-controlled, continuous automatic load adjustment, the optimized water induction and the drum system. To avoid water wastage, the sensor adjusts the exact water consumption to the wash, according to the fabric type and quantity. The laundry is soaked faster and more evenly through the optimised water inflow which is particularly mild and gentle.



Automatic Load Sensing

Washing small loads daily can be just as efficient as

a full load wash. Bosch's automatic load sensing detects the load quantity and ensures that only the amount of electricity and water required for that load is used.



3D AquaSpa wash system

An optimum wash and shower system sees water entering the drum from three sides for quick and effective distribution.



JetSystem™ Self-cleaning detergent drawer

The self-cleaning detergent drawer is automatically cleaned with a vigorous wash action. This saves you the annoying chore of removing leftover detergent after completing the wash cycle.

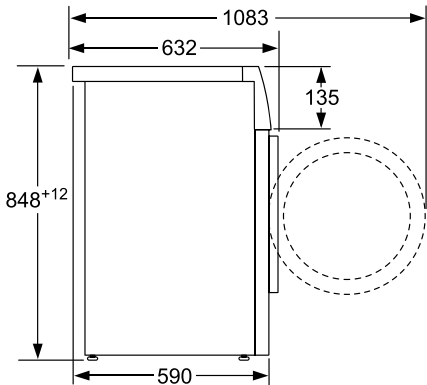
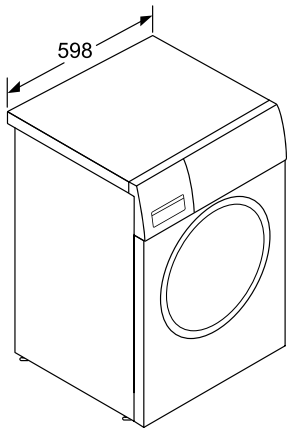


Reload function

Left out a piece of washing?

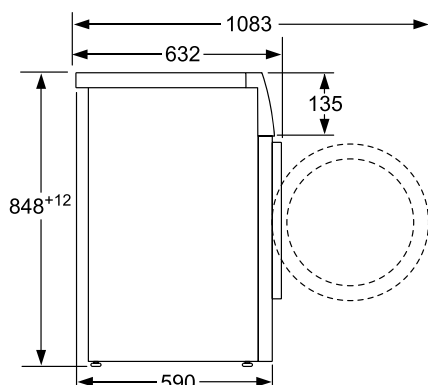
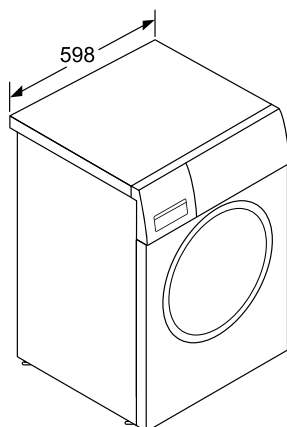
By pressing the Start/Reload button, you can add additional items even after the program has started.

















	<div>WAW28790HK</div> <div>Front loading washer</div> <div>\$10,800</div>
	<div><div><div>HK Energy</div><div>1</div></div><div><div>HK Water</div><div>1</div></div><div><div>9 kg</div></div><div><div>ActiveOxygen</div></div><div><div>EcoSilence Drive</div></div><div><div>AntiVibration Design</div></div><div><div>VarioPerfect</div></div><div><div>Automatic Load Sensing</div></div><div><div>ActiveWater Plus</div></div><div><div>3D-AquaSpa</div></div><div><div>AquaStop</div></div></div>
Design	<div><div>• Series 8</div><div>• ActiveOxygen™: Hygienically clean results for delicate clothes at low washing temperature</div><div>• EcoSilence Drive™: Extremely energy-efficient and quiet in operation with long lifetime</div><div>• AllergyPlus: Specially developed for the needs of allergy-sensitive people</div><div>• ActiveWater™ Plus: Automatic load adjustment system for gentle water management</div><div>• VarioPerfect™: Time or energy optimized programs with perfect wash performance save up to 65%</div></div>
Programmes & additional options	<div><div>• Programmes: Cottons, Cottons Eco, Synthetics, Mix, Delicate/Silk, Wool, ActiveOxygen™ Refresh, Shirt, Sportswear, SuperQuick 15', Night Wash, AllergyPlus, Drum Clean</div><div>• Options: ActiveOxygen™, EcoPerfect, SpeedPerfect, Prewash, Aqua Plus, Reduced Ironing, Temperature selection, Spin speed selection, Finish in time selection, Reload</div></div>
Technology	<div><div>• ActiveOxygen™: Perfect purity for sensitive clothes at low washing temperature</div><div>• EcoSilence Drive™: Quiet motor with long lifetime</div><div>• AntiVibration™ design: More stability and quietness</div><div>• VarioDrum: Gentle and efficient washing</div><div>• Electronic control dials and Large LED-Display for programme status indication, remaining time, temperature, spin speed, additional options and 24h end time delay</div><div>• LED Drum interior light</div><div>• ActiveWater™ Plus and Flow sensor</div><div>• Self cleaning detergent drawer</div><div>• Foam detection system and Unbalanced load detection</div><div>• 3D AquaSpa wash system for faster water penetration</div><div>• Buzzer to indicate the end of cycle</div></div>
Safety functions	<div><div>• Childproof lock</div><div>• AquaStop® water protection</div></div>
Technical information	<div><div>• Washing Capacity: 9kg</div><div>• Spin speed selection from 400-1400 rpm</div><div>• HK energy label 1</div><div>• HK water label 1</div><div>• Total connected load: 2kW (10A)</div><div>• Dimensions (H x W x D): 848 x 600 x 590 mm*</div></div>
Country of origin	<div><div>• Germany</div></div>

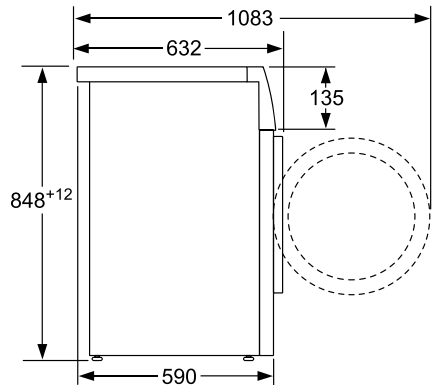
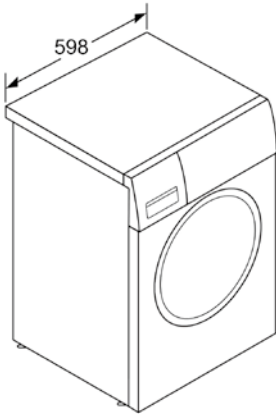
* Exclude door frame thickness
Please reserve 5-10mm as buffer due to possible uneven flooring
Please consult product hotline for installation requirement



WAW28750GB Front loading washer		\$10,400
           		
Design	<ul style="list-style-type: none"> • Series 8 • ActiveOxygen™: Hygienically clean results for delicate clothes at low washing temperature • EcoSilence Drive™: Extremely energy-efficient and quiet in operation with long lifetime • EU Energy efficiency class A+++ -30%: Washes 30% more efficient than the best efficiency class • AllergyPlus: Specially developed for the needs of allergy-sensitive people • ActiveWater™ Plus: Automatic load adjustment system for gentle water management • VarioPerfect™: Time or energy optimized programs with perfect wash performance save up to 65% 	
Programmes & additional options	<ul style="list-style-type: none"> • Programmes: Cottons, Cottons Eco, Easy-Care, Mixed Load, Delicate/Silk, Wool, ActiveOxygen™ Refresh, Shirt, Sportswear, SuperQuick 15', Night Wash, AllergyPlus, Drum Clean • Options: ActiveOxygen™, EcoPerfect, SpeedPerfect, Prewash, Aqua Plus, Reduced Ironing, Temperature selection, Spin speed selection, Finish in time selection, Reload 	
Technology	<ul style="list-style-type: none"> • ActiveOxygen™: Perfect purity for sensitive clothes at low washing temperature • EcoSilence Drive™: Quiet motor with long lifetime • AntiVibration™ design: More stability and quietness • VarioDrum: Gentle and efficient washing • Electronic control dials and Large LED-Display for programme status indication, remaining time, temperature, spin speed, additional options and 24h end time delay • LED Drum interior light • ActiveWater™ Plus and Flow sensor • Self cleaning detergent drawer • Foam detection system and Unbalanced load detection • 3D AquaSpa wash system for faster water penetration • Buzzer to indicate the end of cycle 	
Safety function	<ul style="list-style-type: none"> • Childproof lock 	
Technical information	<ul style="list-style-type: none"> • Washing Capacity: 9kg • Spin speed selection from 400-1400 rpm • EU energy efficiency class: A+++, A wash • HK energy label 1 • HK water label 1 • Total connected load: 2kW (10A) • Dimensions (H x W x D): 848 x 600 x 590 mm* 	
Country of origin	<ul style="list-style-type: none"> • Germany 	

* Exclude door frame thickness

Please reserve 5-10mm as buffer due to possible uneven flooring
Please consult product hotline for installation requirement



	WAW28480SG Front loading washer	\$9,800
	<div><div>Energy A+++</div><div>HK Energy 1</div><div>HK Water 1</div><div>Washing A</div><div>9 kg</div><div>EcoSilence Drive</div><div>AntiVibration Design</div><div>VarioPerfect</div><div>Automatic Load Sensing</div><div>ActiveWater Plus</div><div>3D-AquaSpa</div></div>	
Design	<ul style="list-style-type: none">• Series 8• EcoSilence Drive™: Extremely energy-efficient and quiet in operation with long lifetime• EU Energy efficiency class A+++ -30%: Washes 30% more efficient than the best efficiency class• AllergyPlus: Specially developed for the needs of allergy-sensitive people• ActiveWater™ Plus: Automatic load adjustment system for gentle water management• VarioPerfect™: Takes 65% less time or uses 50% less energy	
Programmes & additional options	<ul style="list-style-type: none">• Programmes: Cottons, Cottons+Prewash, Synthetics, Synthetics+Prewash, Mix, Delicate/Silk, Wool, Shirt/Blouses, Duvet, Sportswear, AllergyPlus, SuperQuick 15'• Options: EcoPerfect, SpeedPerfect, Rinse Plus, Easy Iron, Temperature selection, Spin speed selection, Finish in time selection, Reload	
Technology	<ul style="list-style-type: none">• EcoSilence Drive™: Quiet motor with long lifetime• AntiVibration™ design: More stability and quietness• VarioDrum: Gentle and efficient washing• Electronic control dials and Large LED-Display for programme status indication, remaining time, temperature, spin speed, additional options and 24h end time delay• LED Drum interior light• ActiveWater™ Plus and Flow sensor• Self cleaning detergent drawer• Foam detection system and Unbalanced load detection• 3D AquaSpa wash system for faster water penetration• Buzzer to indicate the end of cycle	
Safety function	<ul style="list-style-type: none">• AquaSecure water protection• Childproof lock	
Technical information	<ul style="list-style-type: none">• Washing Capacity: 9kg• Spin speed selection from 400-1400 rpm• EU energy efficiency class: A+++, A wash• HK energy label 1• HK water label 1• Total connected load: 2kW (10A)• Dimensions (H x W x D): 848 x 600 x 590 mm*	
Country of origin	• Germany	

* Exclude door frame thickness
Please reserve 5-10mm as buffer due to possible uneven flooring
Please consult product hotline for installation requirement

We take the chore out of laundry.

As Europe's leading washing machine manufacturer you can be assured that when it comes to laundry we've thought of everything. Bosch dryers don't just dry your clothes, it makes saving energy effortless.



ActiveAir Technology with SelfCleaning Condenser™

Bosch's ActiveAir Technology, an innovative advancement of the heat pump technology, is designed to work without conventional heating. The air used for drying is heated efficiently by the heat pump in a cost-effective way, and the condenser is cleaned automatically.



AutoDry

Innovative sensor electronics monitor the laundry, Bosch dryers with AutoDry technology to dry your laundry exactly as you want it, including iron-dry, dry to be put away or extra dry.



Sensitive Drying System

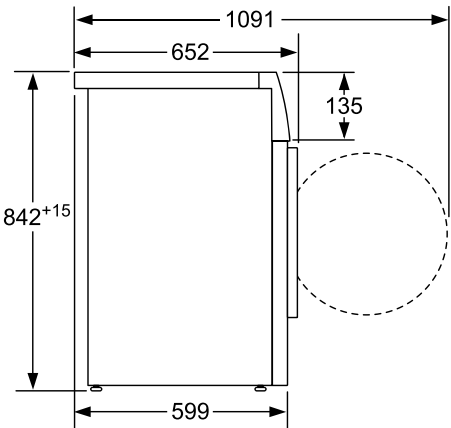
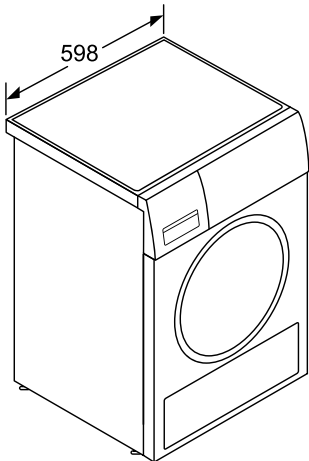
With the Sensitive Drying System your laundry doesn't adhere to the gentle drum structure but is penetrated by warm air currents flowing from all directions, carefully rotated by the SoftFlow paddles. The result is soft and fluffy laundry without creases or wrinkling.





	WTW85551BY Heat pump condensation dryer	\$12,800
	<div><div>Energy A++</div><div>9 kg</div><div>ActiveAir Technology</div><div>SelfCleaning Condenser</div><div>AutoDry</div><div>SensitiveDrying System</div><div>AntiVibration Design</div></div>	
Design	<ul style="list-style-type: none">• Series 8• ActiveAir Technology with SelfCleaning Condenser™: No more manual cleaning, plus energy savings in class A++• Specially developed for the needs of allergy-sensitive people• SensitiveDrying system: The unique drum structure provide soft drying• ComfortControl: Intuitive user interface easy to operate	
Programmes & additional options	<ul style="list-style-type: none">• Programmes: Cottons, Easy-Care, Mix, Delicates, Wool finish, Timed program cold and warm, Shirts/Blouses, Duvet, Down, Sportswear, Towels, Super 40', Timed program warm 60min• Options: Easy-Iron 60min, Easy-Iron 120min, Low Heat Dry, Drying Target(Cupboard Dry Plus, Cupboard Dry, Iron Dry), Fine Adjust(3 levels), Finish in time selection	
Technology	<ul style="list-style-type: none">• ActiveAir Technology with SelfCleaning Condenser™• AutoDry technology• Electronic control dials and Large LED-Display for programme status indication, remaining time, additional options and 24h end time delay• Sensitive Drying System: Big Stainless steel drum with textile-care structure, soft design paddles• AntiVibration™ design: More stability and quietness• LED Drum interior light• Buzzer to indicate the end of cycle• Condensation drainage kit : Can be installed to drain the condensation	
Safety function	<ul style="list-style-type: none">• Childproof lock	
Technical information	<ul style="list-style-type: none">• Drying Capacity: 9kg• EU energy efficiency class: A++• Total connected load: 1kW (10A)• Dimensions (H x W x D): 842 x 600 x 600 mm*	
Optional accessories	<ul style="list-style-type: none">• Basket for woollens (WMZ20600 Price: \$1,200)• Stacking kit with pull-out shelf (WTZ11400 Price: \$1,390)• Stacking kit (WTZ20410 Price: \$750)	
Country of origin	<ul style="list-style-type: none">• Poland	

* Exclude door frame thickness, door hinge at right side only
Please reserve 5-10mm as buffer due to possible uneven flooring
Please consult product hotline for installation requirement



Fully-intergrated washer dryer.



The simplest way to clean and dry laundry.

Bosch built-in home laundry appliance with green technologies saves you even more water, energy and time. It makes great cleaning results and your life easier.



Prewash

A 20-minute, 35°C wash for especially dirty clothes. The prewash loosens and removes dirt prior to the main wash.

Intensive

The Intensive option extends wash programme to give a more intensive wash and brings the equivalent of an A-class wash performance to a wider range of temperatures than ever before, unlike most washing machines on the market.

Reduced ironing

The laundry is tumbled gently periodically during the normal programme spin cycle and then again at the end of the spin phase, keeping laundry fluffy and tangle free. The result is reduced creasing and therefore easier ironing.

Water Plus

A higher water level is used throughout the wash and rinse cycles of the chosen wash programme for best rinsing results.

Flexi Time

Designed especially for lightly soiled items, Flexi Time allows you to reduce the wash time by up to 30%. Press the button once to reduce the wash time or if the items are only very lightly soiled press it twice to reduce the wash time even further.

Fluff Clean

For use after each drying cycle, the Fluff Clean programme conveniently cleans the drum preventing fluff on the next wash load.



MultiSafe

All Bosch washing machines are designed with safety in mind, from the highly pressure-resistant water supply hose and overflow prevention systems, to the electronic lock that prevents the porthole from being opened unintentionally mid-cycle.



SafetyLock

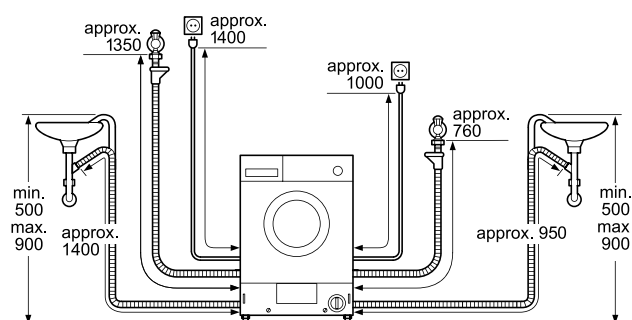
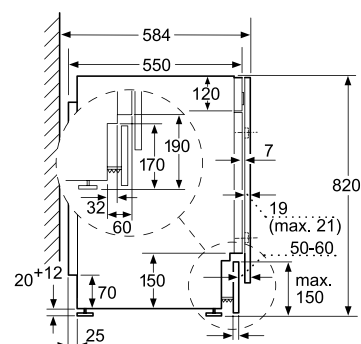
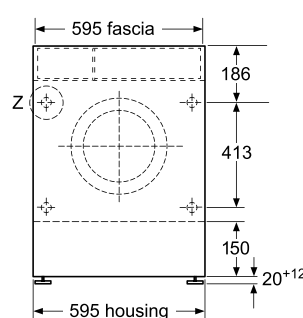
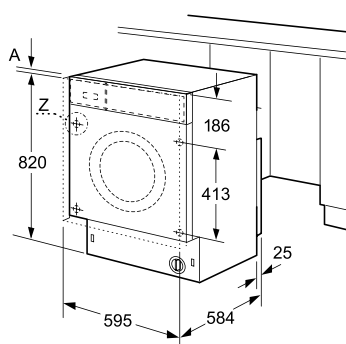
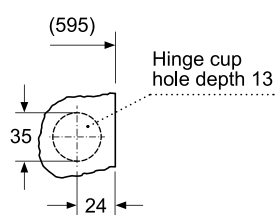
The safety lock feature will prevent little fingers from interfering with the machine when it is functioning.














	WKD28351HK Fully-integrated washer dryer	\$18,800
	<div> <div>HK Energy 1</div> <div>HK Water 1</div> <div>7 kg</div> <div>3D-AquaSpa</div> <div>Self-Cleaning Condenser</div> <div>60 cm</div> </div>	
Design	<ul style="list-style-type: none"> Fully electronic control dials for all wash and special programmes Display for program time remaining and progress indication Full flexibility of door panel at your choice (not included accessory) Time-controlled drying Buzzer to indicate the end of cycle 	
Programmes & additional functions	<ul style="list-style-type: none"> Washing Programmes: Cottons, Mixed Load, Wool, Delicates/Silk, Easy-Care Drying Programmes: Intensive Dry, Gentle Dry, Fluff Clean Washing Options: Spin speed selection, Prewash, Intensive, Easy Iron, Water Plus, Flexi time, Finish in time selection (1-24 hours) 	
Technology	<ul style="list-style-type: none"> Safeguard monitoring system adjusts load distribution and programme settings to protect clothes Foam detection system 	
Safety functions	<ul style="list-style-type: none"> AquaSecure water protection Childproof lock 	
Technical information	<ul style="list-style-type: none"> Washing capacity: 7kg, Drying capacity: 4kg Spin speed selection from 600-1400 rpm HK energy label 1 HK water label 1 Total connected load: 2.2kW (10A) Dimensions (H x W x D): 820 x 595 x 584 mm Metal door hinge on the left 	
Country of origin	<ul style="list-style-type: none"> Italy 	


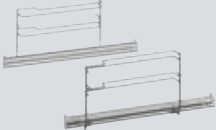

Z detail






Oven, Steam oven, Microwave oven accessories

	Model	Price (HK\$)	HG656RS1B	HG634BW1 HG634BB1B	HG633BS1	CBG635BS1	HRG676S2B	HSG656RS1	HSG636ES1	CSG656BS1B	CDG634BS1	CDG634BW1 CDG634BB1	CMG633BS1B
Pizza tray 	HEZ617000	610	●	●	●	●	●	●	●	●	-	-	●
Grill tray 	HEZ625071	800	●	●	●	●	●	●	●	●	-	-	●
Baking stone with wooden spatula 	HEZ327000	2,300	●	●	●	●	●	●	●	●	-	-	●
Joining strip 	HEZ660060	900	-	-	-	●	-	-	-	●	●	●	●
Glass pan 	HEZ636000	610	●	●	●	●	●	●	●	●	-	-	●
Water absorption sponge 	00623653	160	-	-	-	-	-	-	-	-	●	●	-
Oven cleaning gel (*not apply to EcoClean Plus and ActiveClean wall) 	00311859	230	●	●	●	●	●	●	●	●	●	●	●
Cleaning gel spary for ovens (*not apply to EcoClean Plus and ActiveClean wall) 	00311860	180	●	●	●	●	●	●	●	●	●	●	●
3-level full extension telescopic rails 	HEZ638300	2,500	-	●	●	-	-	-	-	-	-	-	-



Oven, Steam oven, Microwave oven accessories

	Model	Price (HK\$)	HG656RS1B	HG634BW1 HG634BB1B	HG633BS1	CBG635BS1	HRG676S2B	HSG656RS1	HSG636ES1	CSG656BS1B	CDG634BS1	CDG634BW1 CDG634BB1	CMG633BS1B
3-level full extension telescopic rails, compatible with steam oven 	HEZ638D30	2,500	-	-	-	-	-	●	●	-	-	-	-
1-level full extension telescopic rails 	HEZ638D18	2,500	-	-	-	-	-	-	-	●	-	-	-
1-level full extension telescopic rails 	HEZ638108	2,500	-	-	-	●	-	-	-	-	-	-	-





Coffee machine accessories

	Model	Price (HK\$)
Cleaning tablet (10 pcs) 	TCZ8001	310
Descaler tablet (3 pcs) 	TCZ8002	310
BRITA water filter 	TCZ7003	310






Hob accessories

	Model	Price (HK\$)	PXY875KE1E	PIJ675FC1E	PXX275FC1E	PRA326B92X	PRB326B90X	PXX375FB1E	PIB375FB1E	PKU375CA1E
PerfectCook wireless sensor(set) 	HEZ39050	1,800	●	-	-	-	-	-	-	-
Griddle Plate 	HEZ390522	3,800	●	-	●	-	-	●	-	-








Hob accessories

	Model	Price (HK\$)	PXY875KE1E	PIJ675FC1E	PXX275FC1E	PRA326B92X	PRB326B90X	PXX375FB1E	PIB375FB1E	PKU375CA1E
Teppan Yaki (large/small) 	HEZ390512	3,200	●	-	●	-	-	●	-	-
	HEZ390511	3,000								
Induction roaster - steam rack 	HEZ390011	3,000	●	-	●	-	-	●	-	-
	HEZ390012	800								
21cm System pan 	HEZ390230	1,550	●	●	●	-	-	-	-	-
Connection strip 	HEZ394301	900	●	●	-	●	●	●	●	●
Ceramic glass care (cleaning) 	00311499	420	●	●	●	●	●	●	●	●
Glass scraper 	17000334	160	●	●	●	●	●	●	●	●
Lava stone 	HEZ398300	380	-	-	-	-	-	-	-	●



Hood accessories

	Model	Price (HK\$)	DWB091E59	DWB121K50	DWK97JR60 DWK97JR20	DFS068K50	DFR097T50	DHL785CGB	DIB091E51	DDA097G59B
Installation set 	DSZ4920	1,000	-	-	-	-	●	-	-	-
Charcoal recirculating kit	DSZ4565	1,000	-	-	-	●	●	-	-	-
	DHZ5345	800	●	●	-	-	-	-	-	-
	DHZ5385	1,000	-	-	-	-	-	-	●	-
	DHZ5376	1,550	-	-	-	-	-	-	-	●
	DHZ5605	800	-	-	-	-	-	●	-	-
CleanAir recirculation kit 	DSZ6240	2,200	●	●	-	-	-	-	-	-
	DSZ6230	3,200	-	-	-	-	-	-	●	-
	DWZ0AX5C0	2,200	-	-	●	-	-	-	-	-
Regenerative charcoal filter for DWZ0AX5C0 	DZZ0XX0P0	1,550	-	-	●	-	-	-	-	-
Chimless Recirculation Kit, Regenerative 	DWZ0AK0R0	3,800	-	-	●	-	-	-	-	-
Lowering frame 	DSZ4960	1,000	-	-	-	-	●	-	-	-
	DSZ4660	1,000	-	-	-	●	-	-	-	-

Dishwasher and Laundry accessories

	Model	Price (HK\$)	SMV68MD01G	SMV50D10EU	SPI50E95EU	WAW28790HK	WAW28750GB	WAW28480SG	WTW85551BY	WKD28351HK
Baking sheet spray head 	00612114	160	●	●	●	-	-	-	-	-
Cleaning and accessory kit set 	SMZ5001	340	●	●	●	-	-	-	-	-
GlassSecure tray 	SMZ5300	600	●	●	●	-	-	-	-	-
Descaler 	00311506	130	●	●	●	●	●	●	-	●
Stacking kit with pull-out shelf 	WTZ11400	1,390	-	-	-	-	-	-	●	-
Stacking kit 	WTZ20410	750	-	-	-	-	-	-	●	-
Basket for woollens 	WMZ20600	1,200	-	-	-	-	-	-	●	-

Suitable to use on stainless surfaces of dishwasher, refrigerator, hood and Laundry

	Model	Price (HK\$)	Description
Conditioning oil for stainless steel surfaces (100ml) 	00311567	210	<ul style="list-style-type: none"> - Special oil protects against the build up of dirt and marks such as fingerprints - Keep stainless steel appliances looking good - Avoid using around the appliance control markings
Conditioning cloths for stainless steel surfaces (5pcs) 	00311134	130	<ul style="list-style-type: none"> - Protect surfaces from further marks such as fingerprints - Leave attractive shiny finish on stainless steel surfaces - Avoid using around the appliance control markings

Enjoy a multi-sensory Journey!



Bosch Galleria

Our new showroom brings perfection closer to consumers. Conveniently located in Central area, the full range of Bosch home appliances is displayed in a minimalist design space to showcase the latest technological innovations. Whether you are after something new for your home, or looking for after-sales care and advice, you will be sure to find what you need with the help of our friendly showroom staff.

1/F, Club Lusitano, 16 Ice House Street, Central, Hong Kong

(side entrance on Duddell Street)

Tel: 2191 3388 Fax: 2537 7973

E-mail: bosch.hk.showroom@bshg.com

Bosch Cooking Studio

The Bosch Cooking Studio is a one-stop culinary destination: a well-equipped professional kitchen, a cozy dining area and corporate event space all centered around food and unparalleled culinary experiences. It is an exclusive retreat for people who appreciate the joy of cooking. Corporate partners are welcomed to contact us for venue booking for marketing collaboration activities.

7/F, North Block, Skyway House, 3 Sham Mong Road, Tai Kok Tsui, Kowloon, Hong Kong

(by appointment only)

Enquiry Hotline: 2626 9655

Step into the world of Bosch Home Appliances and be inspired.

Reliable Service

Bosch's reliable, professional and efficient customer service provides you with quality pre-sales and after-sales services. Our professional consultation services for built-in appliances will help you create the perfect kitchen.



The Perfect Kitchen Experience

We offer consultation services to give you professional advice on kitchen planning and product selection. Enjoy our complimentary on-site inspection and measurement services before purchase, and installation services by our technician experts.



Visit the Bosch Galleria or Bosch concept counters. Our Product Consultant will provide you with professional advice and tips for our built-in kitchen appliances, to help you with design and planning for the kitchen.

◀ Scan the QR code and search for the location of Bosch's concept counters.



Online Warranty Registration

All Bosch home appliances come with a 2-year product warranty

(not applicable to accessories). Furthermore, a 5-year warranty is provided for the compressor on all Bosch refrigerators. Register for a MyBosch account at Bosch's official website to enjoy the service.

www.bosch-home.com.hk/mybosch.html



Fair repair prices. Guaranteed.

Our customer-friendly pricing system is transparent and reliable. We will be happy to advise you the best solution. An extra 2-month warranty will be offered on chargeable repairs performed after the 2-year warranty period.



Lifetime service. It goes without saying at Bosch.

Once your warranty period is over, we are still there to assist you. You can rely on expert care and first-rate service throughout your appliance's life cycle. From missing instruction manuals to appliance repair – we take care of everything. A promise is a promise.



Online Store

At the Bosch online store, you can conveniently purchase a wide range of home appliances and accessories at home.

www.bosch-home.com.hk/store



Our service quality. Awarded!

Our Bosch customer service scores top marks around the world for its performance.

In Great Britain, for instance, it was winner of the "Total Excellence & Quality Award".



Quality service straight from the manufacturer. Original Bosch.

We are committed to quality – also when it comes to after sales service. For no-one knows our appliances better than our highly trained service engineers. They are working with the latest equipment for measuring, diagnostics and repairs, and use only original Bosch spare parts.



Original accessories. Effective care products.

Take a look at our extensive range of accessories available for order: discover additional uses, replace old materials for optimum operation or simply give a trusty home appliance (designated models) a good work-over. With the right care, you will be able to enjoy your high quality appliances for many years to come.



Extensive customer services network. Just a call away.

Help in your home for large appliances such as washing machines or dishwashers need specialised engineers who offer on-site diagnosis and repairs. We are just a phone call away!

Bosch Galleria

1/F Club Lusitano, 16 Ice House Street, Central, Hong Kong

(side entrance on Duddell Street)

Product Hotline: 2623 7100 (Hong Kong) / 0800 863 (Macau local call only)

Fax: 2565 6681

E-mail: bosch.hk.showroom@bshg.com**Customer Contact Center**

3/F, North Block, Skyway House, 3 Sham Mong Road,

Tai Kok Tsui, Kowloon, Hong Kong

Customer Contact Hotline: 2626 9655

www.bosch-home.com.hk**www.facebook.com/boschhomeHK****www.youtube.com/boschhomeHK**

The product images used in the catalogue are for reference only; the models are subject to availability.

Models numbers and specifications are for reference only and are subject to change without prior notice.

Bosch is continuously seeking to improve specification, design and production of its appliances and alternations may take place regularly. All descriptions and installation diagrams are intended as a guide only. For additional technical information, full dimensional and installation details, please refer to the instruction manual supplied with the appliance. Electrical and gas connections should only be made in accordance with the regulations of the national authorities.

Rights of technical modification reserved, delivery subject to availability,
colors of actual products may vary from illustrations.



Your dealer will be able to provide you with reliable information.

©2017 BSH Home Appliances Limited. All rights reserved. All contents and information contained in this Catalogue are proprietary to BSH Home Appliances Limited and are subjected to copyright protection. Reproduction, republication, redistribution or unauthorized use of any content or information contained in this Catalogue is expressly prohibited without the prior written consent of BSH Home Appliances Limited.

Printed in Hong Kong [11.2017]



Official Site

Find us on 

Watch Video