



BOSCH
Invented for life

Laundry Solutions.

Edition 2016



Contents.

Washing Machines Features	4 – 5
i-Dos	6 – 7
Wash Programs and Options	8 – 9
Washing Machines	10 – 11
Drying Features	12 – 13
Drying Programs and Options	14 – 15
Dryers	16 – 17
Accessories	17
Washer / Dryer Combo	18
Quality Service	19



Energy Efficiency

The Energy Efficiency and Conservation Authority has introduced the Energy Star® mark on appliances to help New Zealanders choose the most energy efficient model.

ENERGY STAR qualified appliances are good for the environment: they use – and waste – less power, which means New Zealanders pay less on energy bills and contribute less to climate change. For Bosch Energy Star qualified laundry appliances, go to www.eeca.govt.nz



10 Year EcoSilence Drive® motor warranty

Setting a new benchmark in energy efficiency, the EcoSilence Drive® motor works without brushes to eliminate mechanical stress, friction and wear, providing better washing performance.

As a result, we are able to offer a 10-year motor warranty on washing machine models that feature the EcoSilence Drive®.

When every single one of our appliances makes your life a little bit easier – that's Bosch in every detail.

We believe the perfect appliance must be designed for one thing above all else: to make your time spent doing laundry as pleasant as possible. Every detail of every appliance has been carefully designed, produced and tested by our engineers to fully satisfy the highest standards in quality, performance and convenience. The result is cutting-edge technology, timeless design and remarkable ease of use, reducing the workload for you and consistently delivering perfect results.

Proven quality

We devote the same high level of care, passion and dedication to all areas of our work – from the first design draft right through to customer service.

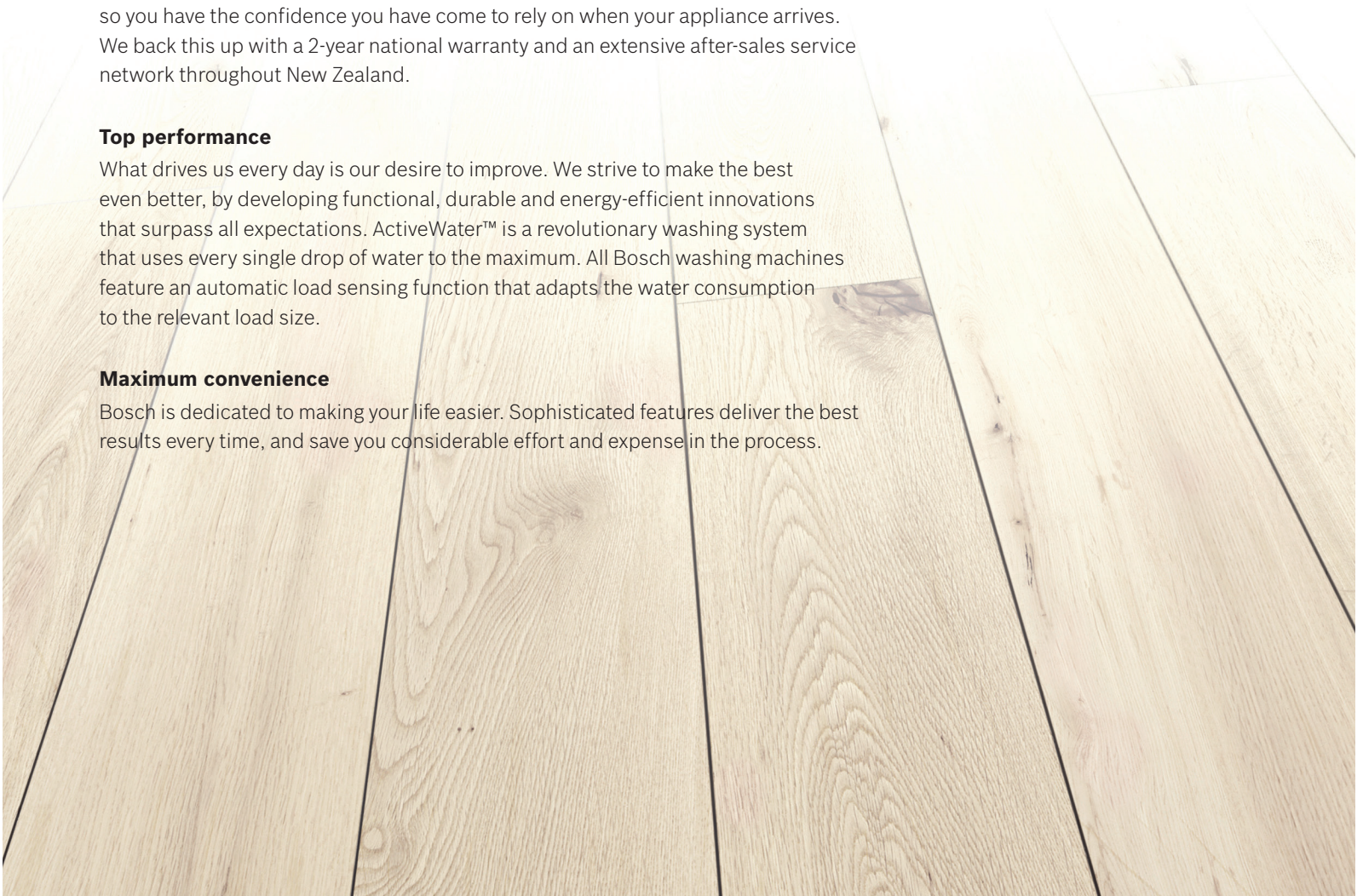
Every Bosch washer to leave our factory complies with stringent standards. All sub-assemblies and components undergo thorough inspection before they are included in the production of your new Bosch washing machine. To demonstrate our commitment to quality, a further 2-3% of all production is resubmitted for quality audits. We stand proud by all our products when they leave the factory; so you have the confidence you have come to rely on when your appliance arrives. We back this up with a 2-year national warranty and an extensive after-sales service network throughout New Zealand.

Top performance

What drives us every day is our desire to improve. We strive to make the best even better, by developing functional, durable and energy-efficient innovations that surpass all expectations. ActiveWater™ is a revolutionary washing system that uses every single drop of water to the maximum. All Bosch washing machines feature an automatic load sensing function that adapts the water consumption to the relevant load size.

Maximum convenience

Bosch is dedicated to making your life easier. Sophisticated features deliver the best results every time, and save you considerable effort and expense in the process.



Built to last.

Softly curved paddles, a gently sloped raindrop design and special programs that are particularly kind to your clothes add up to perfect laundry care.



ActiveWater™ Technology

All Bosch washing machines feature an automatic load sensing function that adapts the water consumption to the relevant load size.



ActiveWater™ Plus Technology

On selected models, ActiveWater™ Plus technology takes this to the next level of intelligence, boasting up to 256 load levels, which can detect the precise amount of water flowing into the machine. This means that 1kg of laundry can be washed just as efficiently as a full 8kg load.



Sensor Technology

A network of intelligent sensors automatically control the wash process, which not only ensures perfect wash results, but minimises water and energy consumption.



Asymmetrical Porthole

The glass of the special asymmetrical curved porthole softly projects into the VarioDrum. It gently returns washing back into the centre of the drum on each rotation, ensuring even circulation.



User-friendly Interface


Stylish, straightforward Touch Control panel with JogDial and TFT display for easy selection of wash programs, spin speeds, temperature and other functions. On selected models only.



AquaStop Anti-flood Protection

The AquaStop™ system provides 100% anti-flood protection* and is guaranteed for the entire service life of the appliance.

*Must be connected and switched on at the mains.



Powerful, durable, quiet and efficient. Introducing the revolutionary EcoSilence Drive® brushless motor.




EcoSilence Drive®

Setting a new benchmark in energy efficiency, the EcoSilence Drive® motor works without brushes to eliminate mechanical stress, friction and wear, providing better washing performance. As there is no friction, there is also no excessive motor noise. That makes the EcoSilence Drive® one of the quietest motors in its class and the best example that 'less can indeed be more'.



VarioDrum

The new VarioDrum design is gentle on your clothes, offering the ultimate in garment care.



AntiVibration™ Side Walls

The AntiVibration™ design of the side walls provides stability and reduces vibrations. It also helps regulate noise levels, making it extremely quiet during the spin cycle.



You can overdose or underdose. Or you can get the dosing just right.

Correct dosing depends on several factors. Simply guessing usually leads to incorrect dosing. Using too much detergent automatically results in increased water and energy consumption – that's not just bad for your laundry, it's also harmful to the environment. i-DOS, the integrated automatic dosing system from Bosch, dispenses the correct amount of liquid detergent to the very millilitre.



Overdosing

Too much detergent is not only harmful to your laundry and your skin; it also means increased consumption of water and energy.



Underdosing

Too little detergent is false economy since you'll have to wash clothes repeatedly in order to get them really clean.



Correct Dosing

i-DOS, the integrated automatic dosing system, dispenses the correct amount of liquid detergent to the very millilitre.

What could be more simple? Fill up once and wash up to 33 times.[#]

You can rely on this convenience: fill up once and save every time you wash. Thanks to intelligent automatic dosing and automatic programs, the i-DOS HomeProfessional always does everything exactly right.

[#] Based on Persil standard liquid detergent (1 litre) – average 30ml dose for a normal load.





Manual Dosing

If you prefer, you can of course continue to dose manually for all programs except the automatic ones. This is ideal, for instance, when you wish to use a special detergent, powder or stain remover salt.

i-DOS Drawer 1

Add 1 litre of liquid detergent (eg. universal or colour) to this drawer.

i-DOS Drawer 2

Add 0.5 litres of liquid detergent or fabric conditioner to this drawer.

Automatic Programs

All you have to do to obtain perfect washing results is press the start button: with the two automatic programs for normal or sensitive wash loads, the necessary amount of detergent is dosed automatically and the wash process optimally adjusted to the demands of the particular wash load.

The Automatic Program

(35-40°C) is suitable for all hard wearing textiles made of cotton and linen. For example, T-shirts, sweaters, trousers, bed linen, hand towels and table linen.

The Automatic Soft Program

(25-30°C) is ideal for more delicate clothes made of cotton, linen, synthetics or mixed blends, like shirts, blouses or T-shirts.

At last, a washing machine that does everything right. Automatically.

The Bosch i-DOS HomeProfessional always knows what it's doing, that's because a large number of intelligent sensors located inside the washing machine monitor the entire wash process.


This is how i-DOS works

Special sensors determine the laundry's weight and fabric type in the automatic programs, water hardness, even the degree of soiling.


Based on these factors, the optimum amount of detergent is dispensed.



Laundry weight



Fabric type



Dirt level



Water hardness

Wash programs and options for optimal wash performance.

In addition to standard wash programs, the following special programs are available on certain models.



SpeedPerfect

Reduces program times for the fastest wash possible – perfect for when speed is of the essence.



EcoPerfect

Allows most programs to be more efficient and is the ultimate program for saving energy.



VarioPerfect™

Ensures top wash results for all types of fabrics and every load. Choose from SpeedPerfect when you're in a rush or EcoPerfect when you want to reduce resource consumption.



Reload Function

Reload Function allows you to add additional items of laundry after the program has started if it is within safe water and temperature levels.



Pre-wash

For stubborn stains or heavily soiled garments, a pre-wash will loosen dirt and remove it prior to the main wash.



Nightwash

Especially quiet program with no final buzzer at end of the cycle and lower spin speed offers reduced noise for washing during the night or when a baby is sleeping.



Quilts

Washes items stuffed with synthetic fibers or down such as pillows, quilts and down jackets.



RinsePlus

An additional rinse cycle is added to the wash program.



Allergy Plus

A higher water level, extra rinse cycles and a higher water temperature (eg. 60°C) wash away detergent residues left in the laundry for hygienic cleaning.



SuperQuick 15 / SuperQuick 30

A short wash program of approximately 15 minutes for up to 2kg of lightly soiled washing or a 30 minute wash program for up to 3.5kg.



Dark Wash

Dark clothes, particularly jeans, often need special treatment. The Dark Wash program, suitable for cotton and synthetic textiles, features low water temperatures, which provide better wash results for darker garments. The gentle washing action helps protect fibres against bleeding and keeps dark clothes looking new.



Down Wear

Down feathers are optimally moistened and washed gently. Down quilts also have ample room in the large VarioDrum.



Shirts / Blouses

This program is ideal for 2kg of shirts and blouses. The gentle spin cycle makes ironing effortless and for greater convenience, no-iron shirts can simply be hung to dry.



Sportswear

The Sportswear wash program is designed specifically for functional and sports fabrics with micro-fibre technology, like those used for gym, cycling or jogging. The program offers two rinse cycles with a gentle washing action for greater fabric protection.



Easy Iron / Less Ironing

Clothes are tumbled gently during the normal program spin cycle and then at the end of the spin phase. This keeps laundry fluffy and tangle-free for reduced creasing and easy ironing.



Mixed Load

A program designed to wash mixed fabrics of up to 3.5kg in up to 60 minutes. Ideal for garments that need to be washed urgently, without the need to wait for a full load.



Delicates / Silk Program

A wash program suitable for silks, delicate viscose and synthetic items. The standard wash temperature is preselected at 30°C, and depending on the fabric wash instructions, may be increased to 40°C or even reduced to a cold wash to provide a temperature-controlled wash.



The best way to get rid of stains? Automatically.

Automatic Stain Removal

The automatic stain removing option reliably removes the 16 most stubborn stains. The washing machine automatically adjusts the temperature, drum action and soaking time before the program starts.

The 16 most common stains:

- Baby food
- Butter / oil
- Soil / sand
- Coffee
- Red wine
- Dirty socks
- Tea
- Oranges
- Tomatoes
- Egg
- Strawberries
- Blood
- Grass
- Cosmetics
- Chocolate
- Perspiration



Wool Program

The wool program is tailored to give the optimum treatment for wool garments. It offers a gentle wash action at an optimum temperature of 30°C. The gentle spin at the end of the cycle extracts water gently, which helps garments retain their shape.



Cottons Eco

For even greater efficiency, Bosch has developed a program for the resource-savvy. On selected models, the Cottons Eco wash program offers an initial 60 minute wash cycle before the first rinse. Ideal for light-to-medium soiled garments, a longer wash reduces resource consumption, while still providing impressive wash results.

Front Load Washing Machines.



		WAY32890AU HomeProfessional	WAW32640AU Series 8	WAW28540AU Series 8
Design Features	Max capacity	8.5kg	8.5kg	8.5kg
	Drum system	VarioDrum	VarioDrum	VarioDrum
	AntiVibration™ side walls	●	●	●
	Door window	32cm	32cm	32cm
	Opening angle (degrees)	180°	171°	171°
	Display panel	TFT Clear Text Display	LED	LED
Performance Features	Water efficiency rating	4.5 Star (73 Litres per wash)	4.5 Star (73 Litres per wash)	4.5 Star (73 Litres per wash)
	Energy efficiency rating	4.5 Star (250 kWh per annum)	4.5 Star (250 kWh per annum)	4.5 Star (250 kWh per annum)
	Spin speed control (min – max rpm)	400 – 1600	400 – 1600	400 – 1400
	EcoSilence drive®	●	●	●
Additional Features	Self-cleaning detergent drawer	●	●	●
	i-DOS automatic dosing system	●	●	
	Automatic stain removal	●		
	Reload function	●	●	●
Programs	Cottons	●	●	●
	Cotton Eco			
	Easy-Care	●	●	●
	SuperQuick 15 min	●	●	●
	SuperQuick 30 min			
	Mixed Load	●	●	●
	Delicates / Silk	●	●	●
	Wool	●	●	●
	DownWear	●		
	Dark Wash / Jeans	●		
	Sportswear	●	●	●
	Shirts / Blouses	●		
	Kidswear			
	Nightwash	●	●	●
	Quilts	●	●	●
	Allergy Plus	●	●	●
	Automatic	●	●	
	Automatic Soft	●		
	Spin / Drain	●	●	●
	Reduced Spin / Gentle Spin	●	●	●
	Rinse / Freshen-up	●	●	
	Drum Clean	●	●	●
Options	SpeedPerfect	●	●	●
	EcoPerfect	●	●	●
	Temperature Selection	●	●	●
	Time Delay	●	●	●
	Prewash	●	●	●
	Intensive			
	Easy Iron	●	●	●
	Rinse Plus	●	●	●
	ActiveWater Plus	●		
Safety Features	Water Protection System	AquaStop	AquaStop	AquaStop
	Child Lock	●	●	●
Technical Information	Dimensions (HxWxD) mm	850 x 600 x 590	845 x 600 x 590	850 x 600 x 590

Exclusive model.
See website for stockists.



WAW28460AU Series 8	WAP28480AU Series 6	WAT24261AU Series 6	WAK24220AU Series 4	WAE22466AU Series 4
8kg	8kg	8kg	7kg	7kg
VarioDrum	VarioDrum	VarioDrum	VarioDrum	Standard
●	●	●	●	
32cm	32cm	32cm	32cm	30cm
171°	165°	165°	165°	180°
LED	LED	LED	LED	LED
5 Star (57 Litres per wash)	5 Star (57 Litres per wash)	4.5 Star (68 Litres per wash)	4 Star (72 Litres per wash)	4 Star (72 Litres per wash)
4 Star (320 kWh per annum)	4 Star (314 kWh per annum)	4 Star (300 kWh per annum)	4 Star (264 kWh per annum)	4 Star (265 kWh per annum)
400 – 1400	400 – 1400	400 – 1200	400 – 1200	400 – 1100
●	●	●		
●	●	●	●	
●	●	●	●	
●	●	●	●	●
				●
●	●	●	●	●
●	●	●	●	●
●	●	●	●	●
●	●	●	●	●
●	●	●	●	●
●	●	●	●	●
●	●	●	●	●
●	●	●	●	●
●	●	●	●	●
●	●	●	●	●
●	●	●	●	●
				●
●	●	●	●	●
●	●	●	●	●
●	●	●	●	●
●	●	●	●	●
AquaSecure	AquaSecure	AquaSecure	AquaSecure	AquaSecure
●	●	●	●	
845 x 600 x 590	850 x 600 x 590	850 x 600 x 600	850 x 600 x 600	848 x 600 x 590

Exclusive model.
See website for stockists.

Exclusive model.
See website for stockists.

Perfect results made easy with Bosch Dryers.

The Bosch dryer range includes heat pump with ActiveAir technology, condenser and vented dryers.



Heat Pump

Heat pump dryers are one of the most economical dryers on the market. The ActiveAir technology is designed to work without conventional heating. The air used for drying is heated by the heat pump and the existing heat is reused efficiently during the entire drying process.



Condenser

Condenser dryers collect the condensed water vapour that occurs during the drying process in an easy-to-access container. As a result they do not require an external wall vent.



Vented

Vented dryers exhaust the water vapour through a pipe at the back of the dryer, which must ventilate directly into the open air through an outside wall vent.



AutoDry

Intelligent sensors monitor the temperature and residual moisture content throughout the drying process to ensure your garments are dried precisely as to the desired setting without over or under heating. This ensures garments are treated with maximum care whether you select iron, cupboard or extra dry programs.



TFT Display



TouchControl



JogDial

User-friendly Interface

All functions

are now easier and faster to access thanks to the new user logics and light guidance system.



Timer



Delay Start

Timer / Delay Start

The time remaining display shows you how

long is left in the program, while the delay function allows you to delay the start of drying for up to 24 hours.



The easy way to perfect results with the convenient Bosch SelfCleaning Condenser™. The first dryer that showers after work.



SelfCleaning Condenser

SelfCleaning Condenser™

The patented self-cleaning condenser not only saves you the chore of manual cleaning, it also ensures the dryer performs economically with optimal energy efficiency.



Sensitive Drying System

Sensitive Drying System

Bosch dryers have a textile-friendly drum design and SoftFlow® paddles ensure soft, fluffy laundry. The large capacity drum (depending on model) additionally protects laundry and reduces creasing.



Glass Door

Glass Door

Selected Bosch dryers have a clear glass door, which offers maximum visibility during the drying program.



AntiVibration Design

AntiVibration™ Side Walls

The special AntiVibration™ design of the side walls makes Bosch washing machines and dryers extremely quiet. It helps reduce vibrations and ensures greater stability.



Drying options for all your needs.

In addition to the standard drying programs, a number of special programs are available on certain models.





Low Heat Delicates

Bosch dryers have an innovative low heat feature that protects temperature sensitive textiles by automatically reducing the heat and extending the drying time.



Easy Iron

The reduced ironing feature with 2 setting options helps reduce creasing and extends the anti-creasing phase once the program has ended.



SuperQuick 40

The SuperQuick 40 option is designed for washing to be dried quickly – maximum 2kg load. Specifically for synthetic fabrics, cottons and blended fabrics.



Sportswear

A gentle drying program developed to handle the functional and sports fabrics with micro-fibre technology that complements the Sportswear washing program in selected Bosch washers.



Towels

Even heavy textiles are fully dried thanks to moisture-controlled programs in which the degree of moisture remaining in the garments is constantly measured. Terry towelling items like bath robes and hand towels come out soft and fluffy.



Down Wear

This special drying program is a moisture-controlled program with interval spinning. It dries up to 1.5kg of down clothing to soft and feather-light perfection without the addition of agitating aids.



Drying efficiency with the EcoSilence Compressor*

The centrepiece of the HomeProfessional dryer is the EcoSilence Compressor. Thanks to advanced technology, it compresses the refrigerant at high speed, which produces superior drying results no matter whether you wish to dry items extra fast or more economically.



Bosch Dryers.



		WTY88701AU HomeProfessional	WTW87565AU Series 8	WTW85460AU Series 6	WTW86200AU Series 4
	Type	Heat Pump Condenser	Heat Pump Condenser	Heat Pump Condenser	Heat Pump Condenser
Design Features	Max capacity	9kg	9kg	9kg	6.5kg
	Control	Fully electronic single button	Fully electronic single button	Fully electronic single button	Fully electronic single button
	Door hinge	Right side / Reversible	Right side	Right side	Right side
	Door window	Glass	Glass	Glass	Glass
	Opening angle (degrees)	180°	170°	175°	175°
	Screen display panel	TFT	LED	LED	LED
	Control Buttons / Dial	TouchControl with Jog dial	TouchControl with Jog dial	TouchControl with soft dial	TouchControl with soft dial
	Drum material	Stainless steel	Stainless steel	Stainless steel	Stainless steel
	AntiVibration walls	●	●	●	●
	Internal drum light	●	●	●	●
Performance Features	Energy efficiency rating	7 Star (165 kWh per annum)	7 Star (160 kWh per annum)	7 Star (175 kWh per annum)	7 Star (120 kWh per annum)
	ActiveAir Technology	●	●	●	●
	Automatic SelfCleaning Condenser™	●	●	●	●
	Anti-crease program	30/120 min	120 min	120 min	60 min
Additional Features	Condensed water indicator	●	●	●	●
	Can be plumbed	●	●	●	●
	Supplied accessories	Wool basket and draining kit	Draining kit	Draining kit	
	Time delay / time remain indicator	●	●	●	●
Programs	Cottons / Coloured	●	●	●	●
	Synthetics		●		●
	Easy-Care	●			
	Warm 20 min		●	●	●
	Warm 30 min			●	
	Warm 60 min			●	
	Warm 10 to 210 min	●		●	
	Cold 20 min			●	●
	Cold 30 min		●	●	
	Cold 10 to 210 min	●		●	
	Allergy Plus		●		
	Mixed Load	●	●	●	●
	Sportswear	●	●	●	●
	Shirts / Blouses	●	●	●	●
	Wool		●	●	●
	Wool In Basket / Shoes In Basket	●			
	Delicates / Silk		●		
	Down Wear	●		●	●
	Blankets	●			
	Towels	●	●	●	●
	Jeans	●			
	Super 15				
	SuperQuick 40°C	●	●	●	●
Options	Memory Programs	●			
	Low Heat Delicates	●	●		●
	Reduced Ironing / Easy Iron	●	●	●	●
	Wrinkle Guard Plus				
	Fine Adjust	●	●	●	●
	Spin Speed	●			
	Adjust drying level (Iron Dry, Cupboard Dry, Extra Dry)	●	●	●	●
	Gentle Dry			●	
Safety Features	Child Lock	●	●	●	●
Technical Information	Dimensions (HxWxD) mm	842 x 597 x 634	842 x 598 x 652	842 x 598 x 636	842 x 596 x 637

Accessories.



WTG86400AU Series 6	WTB86200AU Series 4	WTA74200AU Series 4
Condenser	Condenser	Sensor Vented
8kg	8kg	7kg
Fully electronic single button	Fully electronic single button	Fully electronic single button
Right side	Right side	Right side
Glass	Glass	Plastic
175°	170°	150°
LED	LED	LED
TouchControl with soft dial	TouchControl with soft dial	Push Button with soft dial
Stainless steel	Stainless steel	Galvalume
●	●	●
●	●	
2 Star (360 kWh per annum)	2 Star (360 kWh per annum)	2 Star (315 kWh per annum)
120 min	60 min	60 min
	●	
●	●	
	Draining kit	Venting hose
●	●	●
●	●	●
●	●	●
●		
●		
●		
●	●	●
●		
●	●	
●	●	●
●	●	●
●	●	●
●	●	
		●
●	●	●
●		
●	●	●
●		●
●	●	●
842 x 598 x 636	842 x 597 x 629	842 x 597 x 629

Laundry Accessories & Stacking Kits	
WTZ11311	Stacking Kit, suits WTA74200AU and WTY88701AU dryers with all washer types
WTZ20410	Stacking Kit, suits WTB86200AU, WTG86400AU, WTW86200AU, WTW85460AU, WTW87565AU, and WTY88701AU dryers with all washer types
WTZ11400	Stacking Kit with shelf, suits WTB86200AU, WTG86400AU, WTW86200AU, WTW85460AU, WTW87565AU, and WTY88701AU dryers with all washer types
WMZ20600	Wool basket suits WTW87565AU, WTW86200AU, WTW85460AU and WTG86400AU dryers
WMZ20500	Platform stacker for dryers
WMZ20490	Platform stacker for washers
WTZ1130	Venting Hose suits WTA74200AU dryer
WTZ1110	Condenser Draining Kit suits WTB86200AU, WTG86400AU, WTW85460AU, WTW87565AU and WTY88701AU dryers

100% Washer. 100% Dryer.

Not only have we rolled two appliances into one, we've also made sure the Washer Dryer is a top performer.

AirCondensation Technology™

Did you know that some washer/dryers use water to dry clothes? At Bosch, we think that's wasteful so we developed AirCondensation Technology™. Thanks to this revolutionary technique, the condensation system uses air to dry your clothes instead of water, making it one of the most efficient dryers on the market.



Washer		WWH28490AU Series 6
Design Features	Door window	32cm
	Opening angle (degrees)	180°
	Display panel	Large LED
Performance Features	Max capacity	8kg
	Water efficiency rating	4.5 Star (68 Litres per wash)
	Energy efficiency rating	4 Star (300kWh per annum)
	Spin speed control (min-max rpm)	400 - 1400
	EcoSilence Drive®	●
	AntiVibration™ side walls	●
	Drum system	VarioSoft™
	Drum volume	56 litres
	Operating noise volume (dB)	52 - 77
Additional Features	Reload function	●
	Time delay / time remain indicator	●
Programs (Standard)	Cottons	●
	Easy-Care	●
	Mixed Load	●
	Delicates / Silk	●
	Wool	●
	Spin / Drain	●
	Rinse / Freshen-up	●
(Special Programs)	Allergy Plus	●
	SuperQuick 15 min	●
(Options)	SpeedPerfect	●
	EcoPerfect	●
	Temperature Selection	●
	Time Delay	●
	Easy Iron	●
	Rinse Plus	●
Safety Features	Water protection system	AquaStop
	Child Lock	●
Technical Information	Dimensions (HxWxD) mm	845 x 600 x 600

Dryer		WWH28490AU Series 6
	Type	Condenser
Design Features	Control	Touch Control
	Door hinge	Left side
	Door window type	Glass
	Opening angle (degrees)	180°
	Screen display panel	Large LED
	Control buttons / Dial	TouchControl with soft dial
Performance Features	Drum material	Stainless steel
	Max capacity	4kg
	Energy efficiency rating	3 Star (153 kWh per annum)
	Max heat output	1850W
	AntiVibration™ walls	●
	Automatic SelfCleaning Condenser™	●
	Drum volume	56 litres
	Operating noise (dB)	61
Additional Features	Supplied Accessories	Draining kit
	Time delay / time remain indicator	●
Drying programs	60 Minute Wash & Dry	●
	Intensive Dry	●
	Gentle Dry	●
	Fluff-removal Cycle	●
	Refresh	●
Safety Features	Child Lock	●
Technical Information	Dimensions (HxWxD) mm	845 x 600 x 600

Quality Service.

The customer service of Bosch, before and after purchase.

Important notes

Model numbers and specifications are for reference only and subject to change without prior notice.

For additional information on products, please refer to your local Bosch retailer. Bosch is continuously seeking to improve specification, design and production of its appliances and alterations may take place regularly.

All descriptions and technical diagrams are intended as a guide only. For additional technical information, full dimensional and installation details, please refer to the instruction and installation manuals supplied with the appliance.

The electrical and water connection should only be made in accordance with the regulations of the national authorities.

For model and accessory availability, please contact BSH Home Appliances Limited.

(See back cover for details).

Quality service for quality appliances

Quality of our after-sales service is just as important as the quality of our products. In the unlikely event that service is required on your appliance, our extensive network of authorised service agents throughout New Zealand will ensure you are provided with the full support to ensure your appliance is operating at optimal condition.

Warranty



All Bosch products are covered under a 2-year comprehensive parts and labour warranty.



EcoSilence Drive®

More energy-efficient, stronger, quieter and longer-lasting.

10 year motor warranty on washing machine models that feature the EcoSilence Drive®.

Register your warranty online within three months of delivery at www.bosch-home.co.nz



BSH Home Appliances Ltd

Unit F2, 4 Orbit Drive
Mairangi Bay
Auckland 0632

PO Box 33-1033
Takapuna
Auckland 0740

Phone: (09) 477 0492
Fax: (09) 477 2647

Customer Service

Phone: 0800 807 723
Fax: 0800 256 535
Email: bshnz-cs@bshg.com

www.bosch-home.co.nz



Whilst every care has been taken in the preparation of this publication, BSH does not warrant the accuracy or completeness of the information in this publication and BSH reserves the right to alter specifications without notice. To the extent permitted by law, BSH excludes all liability, including negligence, for any loss incurred in reliance on the contents of this publication.

Printed in New Zealand