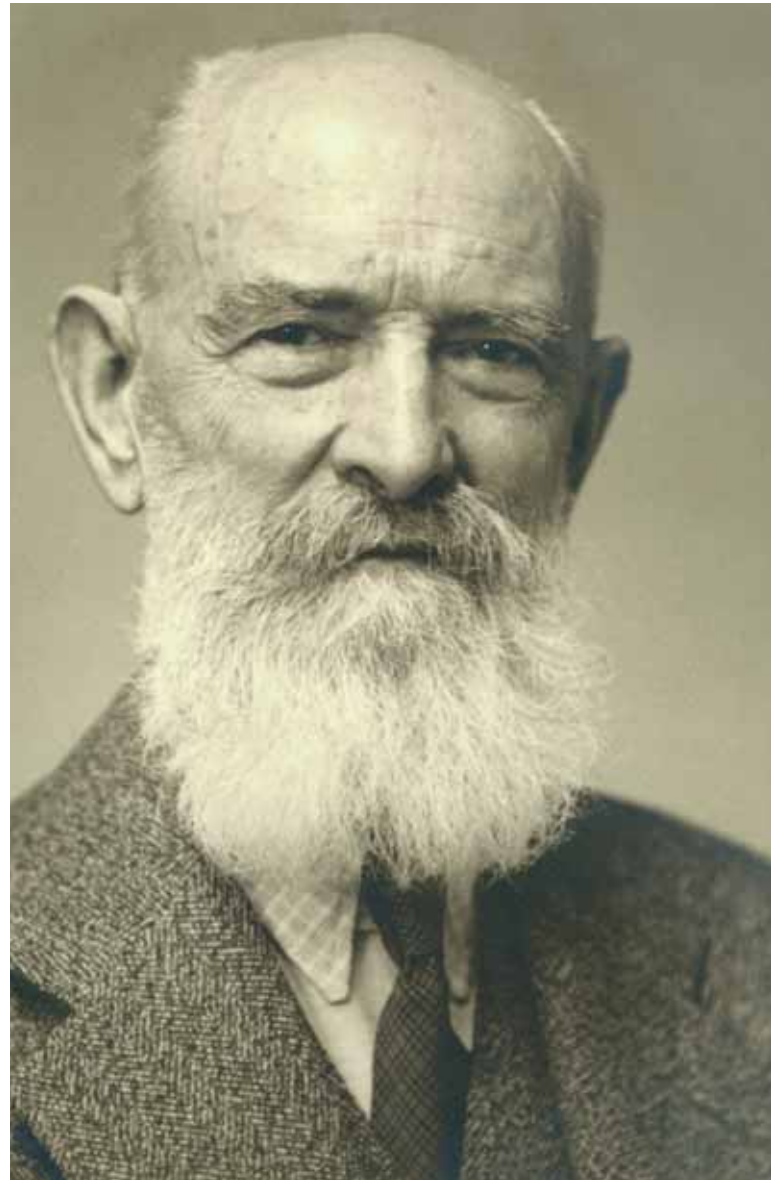


History in every product.

The history of Bosch is one we are proud of. So, let's start at the beginning and explore how Bosch became the industry-leading home appliance manufacturer it is today.


Sometimes the oldest ideas are the best. So in 1886 Robert Bosch founded... well, Bosch. And even though we've been around for 125 years, our values are more modern than ever. Robert Bosch believed whoever stopped improving has stopped being good. This is just one of his many principles, which still shapes the corporate culture and lives on in the spirit and attitude of more than 375,000 employees worldwide. It provides a foundation for which the successes of the past can be built upon into the future.



Innovating for the future.

With over **77,000** registered patents, Bosch is one of the most innovative enterprises in the world.





Our dissatisfaction with ourselves, our performance and our appliances drive us to always look for new technological solutions. Our goal is to create meaningful technology that improves not only our appliances, but also the quality of life for our customers. At the end of the day, we develop technology for life.

Quality you can trust.

Two heads are better than one. **3,500** heads in our research and development team, that may just be good enough to ensure great quality.



If a single detail does not satisfy our requirements, we simply re-develop it. Over and over again, if it has to be. So the 3,500 colleagues working in research and development have to be really persistent. Even if an idea finally becomes a product, we check every single screw, every button and every detail in

numerous tests. If something isn't 100%, that means we go back to the drawing board. Sounds tough, but that's how we make sure only the best and most reliable solutions are leaving our factories. That is the staple of German engineering.



And the award goes to...



At Bosch, we put passion into the work we do and it shows in the numerous awards we have won throughout the years. We wouldn't be known as one of the leading suppliers of built-in appliances if we left a single detail to chance. Therefore, our designers ensure that individual modules can be combined flexibly and efficiently while still looking wonderful. And we're not the only ones who think so. For years and years, our appliances have been at the pinnacle of international awards, such as the IF Product Design Award and the Best Interior Innovation Award.

It was not our main aim to win the beauty contest, but our products have gathered **610** design awards over the years up until 2016.

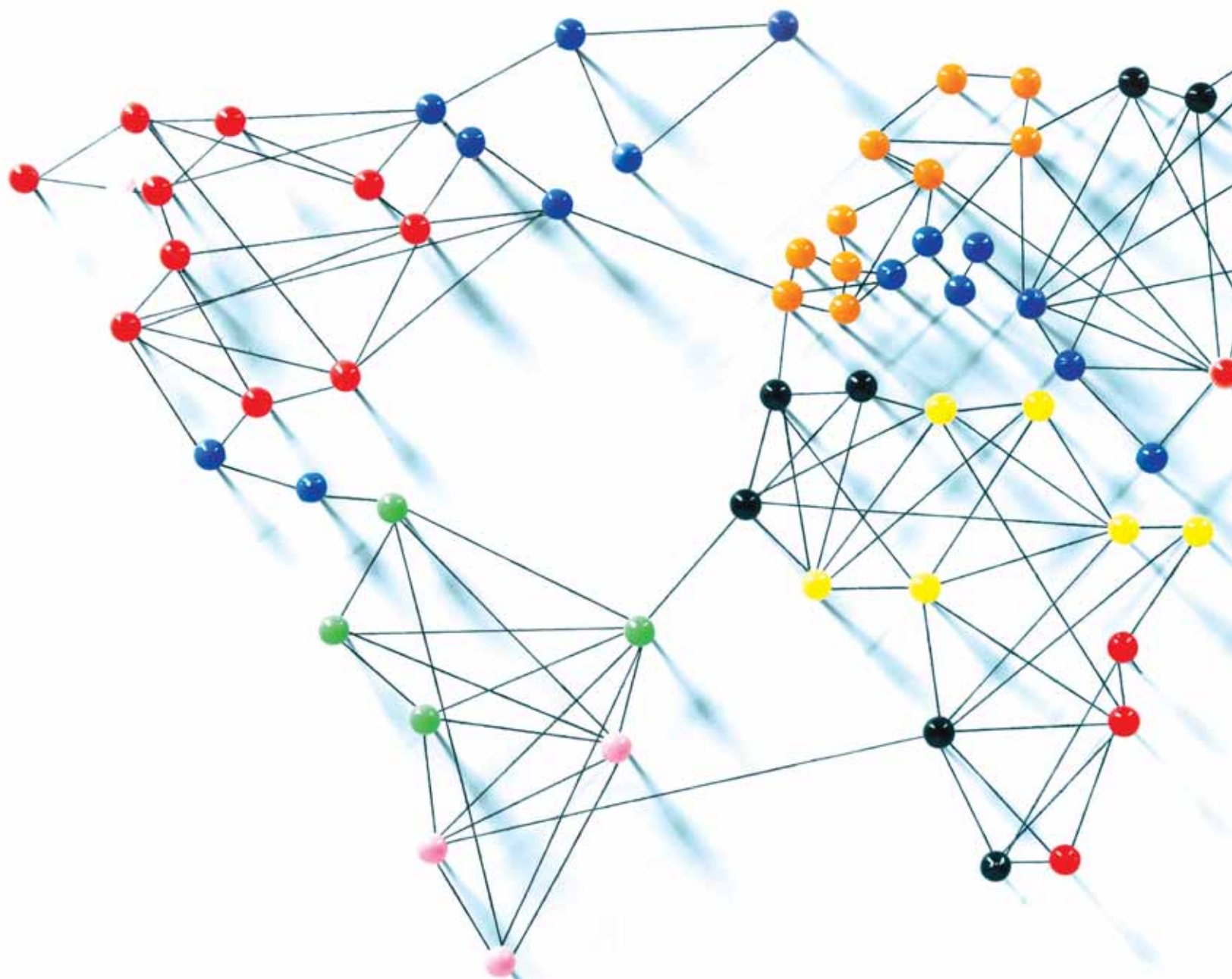


DESIGN PLUS

But what we value the most is the satisfaction of our customers, without whom we would not be creating beautiful products till today.

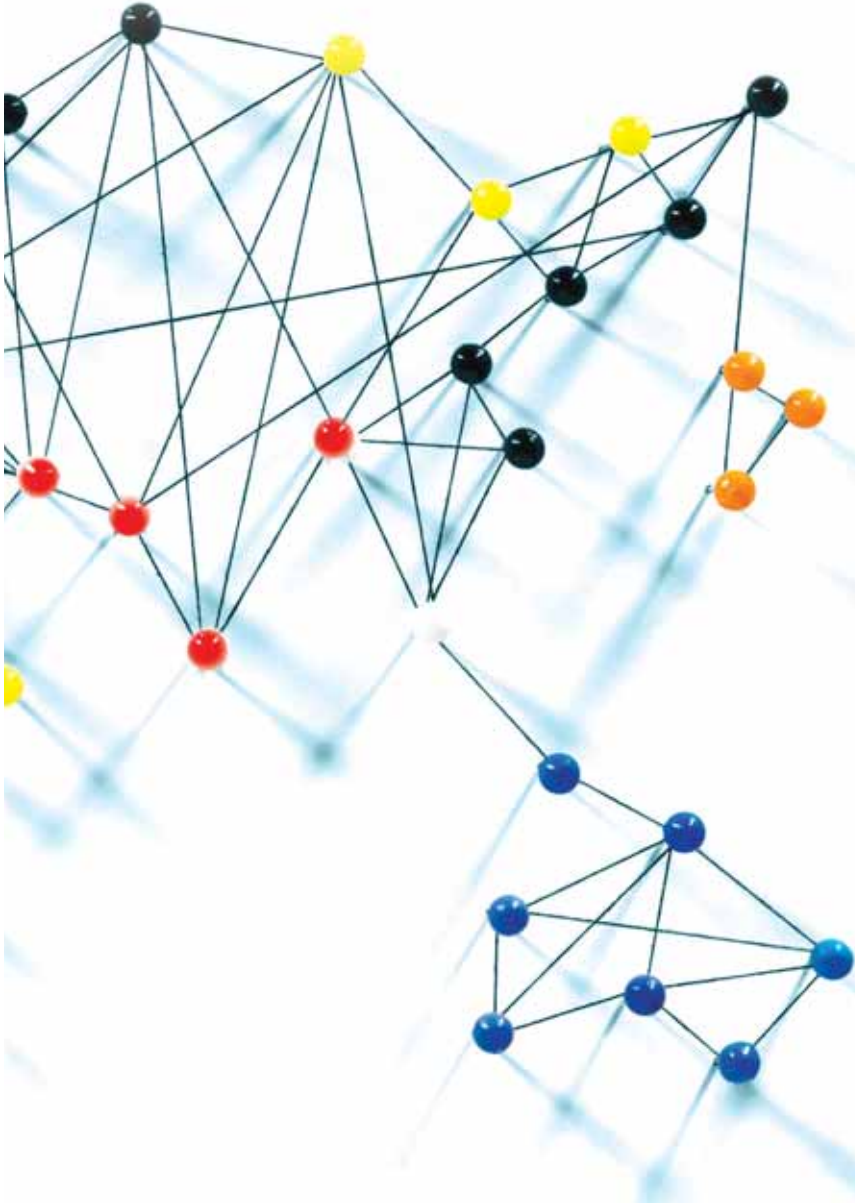
The Bosch Serie 8 oven has won the coveted German Design Award 2015, with its combination of high-quality stainless steel panels and the integrated operating ring and glass design. What's more, the Volcano Black model has also received the renowned Interior Innovation Award 2015.





United in global projects.

Today, Bosch Home, headquartered in Munich, has **80** subsidiaries in 48 countries and operates **41** factories in 13 countries.



This global network not only performs development work, but also boasts highly efficient manufacturing facilities. By setting up local production facilities and sales organisations, we have been able to meet the specific needs of its customers in the various countries with optimum effectiveness.

We have also found success in partnering with a number of international companies on specific projects. By offering home appliances that excel in terms of quality, function and design, Bosch Home Appliances is your experienced partner. After all, quality engineered in Germany is in demand across the world.



Customer, satisfied.

There are **14** customer service locations in the Arabian region which provide you with premium home appliances and service availability around the clock, making your life at home with all the little challenges, better.



It can reach up to **40°C** in Dubai. All the more reason to install an energy-efficient Bosch fridge.

There are new standards in Dubai and around the world. With the unique combination of traditional Arabic elements with modern architecture and unprecedented technology, Tom Wright created a Dubai landmark – Burj Al Arab. At 321 metres high, the hotel is one of the tallest, most luxurious and expensive hotels in the world. Therefore, it's no wonder the demands for quality kitchen appliances in each of the 14 suites were just as high.







Beyond your homes.

List of GCC projects up till 2016

Country	City	Project Name	Developer	Residential Units	Year of Completion
Qatar	Doha	Mushairib Heart of Doha - Phase 2	Arabtec	180	2017 (ongoing)
Qatar	Doha	Mushairib Heart of Doha - Phase 3	Arabtec	400	2017 (ongoing)
Bahrain	Amwaj	Global Logistics Amwaj	Global Logistics	75	2017 (ongoing)
Bahrain	Amwaj	Kazeeroni Heights Amwaj	Kazeeroni	130	2017 (ongoing)
Bahrain	Juffair	Fontana Suites	Al Kooheji Contractors	432	2017 (ongoing)
Oman	Muscat	Badar Al-Hamra	Ali Abdul Karim Group	240	2016
Bahrain	Amwaj	Arriva	Al Kooheji Contractors	100	2016
Kuwait	Kuwait City	Bader Al-Bazie Project	Mr Bader Al- Bazie	8 villas	2016
Bahrain	Reef Island	Marina Reef	Century Homes	20	2015
Bahrain	Juffair	Spring Hills 3	Al Kooheji Contractors	83	2015
Bahrain	Muharraq	Spring Hills 4	Al Kooheji Contractors	70	2015
Bahrain	Juffair	Fontana Garden	Al Kooheji Contractors	397	2015
Oman	Muscat	Qatar Prince's Palace	United Contracting	82	2015
Oman	Muscat	16 Villa Projects		64	2015
Kuwait	Kuwait City	Kuwait Real Estate Co. (Lolwa Al Marzok Project)	KSC-Kuwait Real Estate	112	2015
Kuwait	Kuwait City	(Jabriya Residential Building)	Eng. Wisam Adel Zaki	10	2015
Bahrain	Juffair	Spring Hills 1	Al Kooheji Contractors	72	2014
Bahrain	Juffair	Spring Hills 2	Al Kooheji Contractors	102	2014
Bahrain	Seef	Alyal	Al Kooheji Contractors	130	2014
Oman	Muscat	PDO Villas	Al Turki	50	2014
Oman	Muscat	Qurum Villa	Bader Al Qurum LLC	270	2014
Oman	Muscat	AL Khuwair Building	Energoprojekt LLC	104	2014
Kuwait	Kuwait City	Mr. Yosef Nasser Al Saleh Project	Mr Yousef Nasser Al Saleh	16	2014
Oman	Muscat	Qurum Villa	Behlim Intl	63	2013
Oman	Muscat	Dar Al Zain Villas	City Home Building Materials	120	2013
Oman	Muscat	Vip Villa	Asha Contracting Co	8	2013
Oman	Muscat	Bhawan Tower	Saud Bhawan Charitable	36	2013
Kuwait	Kuwait City	Sayed Hamid Behbehani & Sons Co.	Al Ahmadi Hospital	32	2013
Bahrain	Juffair	Butterfly	Butterfly Project	65	2012
Bahrain	Reef Island	Porta Reef	ADIH	180	2012
Oman	Muscat	Al Khuwair Villa	AL Bina Cont Industry LLC	36	2012
Oman	Muscat	Al Hail Villa	Unique Cont Co LLC	24	2012
Oman	Barka	Gutech	MHD	240	2012

3456_BSH_CATALOGUE_AU7.indd 17

Beyond your homes.

List of GCC projects up till 2016


Country	City	Project Name	Developer	Residential Units	Year of Completion
Kuwait	Kuwait City	Shiekh Flamingo Project (Al Argan Int. Real estate Co.)	Remal Resort	4	2012
Kuwait	Kuwait City	CRC Project	Al Tijaria	84	2012
Bahrain	Seef	Era Tower	Era Project	400	2011
Qatar	Doha	St. Regis	TDIC	838	2011
UAE	Abu Dhabi	Eastern Mangrove	TDIC	726	2011
UAE	Abu Dhabi	Saadiyat Beach Apartments	TDIC	2000	2011
UAE	Abu Dhabi	Saadiyat Beach Villas	TDIC	961	2011
Oman	Seeb	Muscat Golf Course Project	Muscat Golf Course Project	1,200	2011
Oman	Salalah	Salalah Beach Tourism Development Co	Muriya Tourism	30	2011
Oman	Muscat	Sheikh Qasim Villa	Service & Trade	40	2011
Kuwait	Kuwait City	Darina Complex	Al Ahlia	16	2011
UAE	Dubai	Victory Heights Residential	Arcapita	800	2010
UAE	Dubai	Al Bandar Residence	Al Dar	406	2010
Bahrain	Juffair	Fontana Tower	Al Kooheji Contractors	390	2010
Oman	Ghala	H E Mekki	Quality Furnitures	100	2010
Oman	Muscat	Towell Properties	W J Towell	160	2009
Oman	Qurum	Qurum Properties	Al Khalili	110	2009
Qatar	Doha	Viva Bahriya	UDC	29	2008
Qatar	Doha	Al Waab City	NBK	94	2008
Qatar	Doha	Al Ayah & Shayel Apt	NBK	400	2008
UAE	Dubai	The Palm	Zabeel Investments Asteco EC Harris	644	2008
UAE	Dubai	Burj Res 2	Emaar Nasa Multiplex	432	2006
UAE	Dubai	Marinascape	Trident Holdings L & T (EEC)	228	2006
UAE	Dubai	Gargash Tower	Gargash Group	106	2006
UAE	Dubai	Grand Residence	Trident Holdings	253	2006
UAE	Dubai	Burj Al Arab	Dubai Properties	14	2000
UAE	Dubai	Burj Dubai	2 Towers Emaar	181	2000
Qatar	Qatar	Al Ayah & Shayel Apt	NBK	400	2000

Service you can depend on.

For help with your home appliances, trust our award winning Bosch Customer Service.

- Fast repair service within 48 hours
- Lifetime service goes without saying at Bosch
- Quality spare parts straight from the original manufacturer: Bosch
- 1 Year warranty: Reliability guaranteed. No compromises





Notes:

As clean as a whistle; Bosch clean & care.

With Bosch clean & care products your appliances are perfectly clean and taken care of.



For Ceramic Hobs

Ceramic glass care Material number: 00311502



- This pack contains everything you need to keep ceramic hobs looking immaculate. The scraper cleans tough, burnt-on grease, while the cloth and cleaning fluid leaves an attractive shiny finish
- Scraper easily removes burnt-on marks without damaging the glass surface
- Cleaning fluid is specially formulated for cleaning glass
- The scraper, fluid and spare blades can also be purchased separately

Ceramic glass care Material number: 00311499



- Superb cleaning action on ceramic hobs
- Easy to use and very effective
- Also available as part of the maintenance pack for ceramic hobs (code: 00311502)
- 250ml bottle

For Washing Machines and Dishwashers

Descaler Material number: 00311506



- Over time, limescale can progressively build up and cause harm. Our descaler removes this limescale and can extend the lifetime of your appliance
- Easy to use, removes harmful limescale from machines
- Recommended in hard water areas every three to six months for washing machines and once a year for dishwashers (if used according to the instruction manual)
- One box equals one dose

Washing machine cleaner Material number: 00311610



- By regularly using this cleaning product, your washing machine can continue to deliver outstanding results
- Removes residue deposits and remnants of detergent and fabric conditioner
- Can help to reduce odours caused by regular low temperature washes
- Can improve washing results by reducing spots and marks on laundry
- For use every three months – one box equals one dose

Dishwashers

Dishwasher maintenance cleaning powder Material number: 00311580



- With food debris put inside each time it is used, it is important to clean a dishwasher thoroughly. This powder gives an intensive clean and removes tough residue
- Gives your dishwasher a powerful clean
- Removes grease, scratch and protein residue
- Use every 4 to 6 months

Dishwasher care Material number: 00311565



- This liquid should be used on a regular basis to keep your dishwasher clean and prevent odours
- Removes grease and limescale from the dishwasher
- Quick and easy to use
- Use every 1 to 2 months

Automatic Coffee Machines

Descaler

Material number: 00311556



- Original brand cleaning product
- Six tablets per pack
- Regular descaling can help to ensure excellent appliance performance and a longer lifetime
- No cleaning properties – for cleaning, please order 00310575
- Not for use with galvanised steel or enamel appliances, except for acid-resistant enamel
- Full instructions included

Cleaner

Material number: 00311769



- For fully automatic coffee machines and thermos flasks
- Removes any kind of dirt or clogging due to coffee fat
- Can also be used for cleaning thermos flasks or coffee pots
- Recommended cleaning approximately every two weeks
- Allows appliance to operate perfectly over time
- Box of 10 tablets of 1.6g

Stainless Steel Finish Appliances

Cleaner

Material number: 00311136



- Guarantees best results in cleaning modern stainless steel surfaces
- Cleaning powder removes grime and marks
- Includes cleaning powder 100g

Cleaning products

Material number: 00311775



- Stainless steel looks great when it is new, but to keep that showroom shine requires maintenance. This pack contains the products needed to keep stainless steel looking its very best
- Cleaning powder removes grime and marks
- Conditioning cloths are impregnated with the special oil that protects the surface from fingerprints and marks
- Cleaning powder and cloths are also available separately

Cleaning products

Material number: 00311567



- Keeps stainless steel appliances looking good
- Protects against the build-up of dirt and marks, such as fingerprints
- For cold and hot surfaces and suitable for aluminium
- Effective and easy to use
- Completely food safe
- Disposable cloths impregnated with this product are also available (product code: 00311134)
- 100ml bottle

Cleaning products

Material number: 00311134



- Each box contains 5 cloths individually packed
- Suitable for the care of modern designed stainless steel surfaces
- Inhibits the build-up of dirt
- Prevents marks such as fingerprints on the surface
- Individual cloths impregnated with a special kind of oil
- Food safe

For Stainless Steel Finish Appliances Hobs

Cleaning products
Material number: 00466148



- These microfiber cloths are ideal for a range of cleaning tasks in the kitchen. Using just water, you can clean a range of surfaces. For stainless steel, you can use e-cloths for day-to-day cleaning and our conditioning products periodically for a thorough clean
- Pack includes one green cleaning cloth and a blue polishing cloth
- Can be washed up to 300 times
- Tiny fibers on cloths have outstanding cleaning properties

Vacuum Cleaners

Dust bags – Type G
Material number: 00468383



- Original Bosch dust bags are designed to maximise the cleaning capability of your Bosch vacuum cleaner. The specially developed material assists in filtering dust particles whilst cleaning and are also self-sealing for easier and hygienic changing of the bag

Vacuum Cleaners

Dust bags – Type GXXL/GXL
Material number: 00576863



- Original Bosch dust bags are designed to maximise the cleaning capability of your Bosch vacuum cleaner. The specially developed material assists in filtering dust particles whilst cleaning and are also self-sealing for easier and hygienic changing of the bag.

Dust bags – Type G All Plus + 1
Material number: 00577549



- Original Bosch dust bags are designed to maximise the cleaning capability of your Bosch vacuum cleaner. The specially developed material assists in filtering dust particles whilst cleaning and are also self-sealing for easier and hygienic changing of the bag.

Dust bags – Type P
Material number: 00468264



- Original Bosch dust bags are designed to maximise the cleaning capability of your Bosch vacuum cleaner. The specially developed material assists in filtering dust particles whilst cleaning and are also self-sealing for easier and hygienic changing of the bag.

Dust bags – Type K
Material number: 00468265



- Original Bosch dust bags are designed to maximise the cleaning capability of your Bosch vacuum cleaner. The specially developed material assists in filtering dust particles whilst cleaning and are also self-sealing for easier and hygienic changing of the bag.

Transform the way
you cook.





Save energy. Same results. Cooked with less energy.

By cooking on just one shelf level, Hotair Eco gives perfect results and uses up to 30% less energy.*

Most people generally use just one shelf when they use their oven. A great example of this would be when cooking a lasagna or shepherd's pie. This means energy is being used to provide optimum heat to all shelves when it may not be needed. Whilst it doesn't impact the end result, we felt there must be a smarter way to cook. Our research led to the development

of the Hotair Eco cooking programme for all those times when you just cook on one shelf. It works by optimising the heat in the oven around the single shelf used, thereby reducing the energy required to generate the heat by up to 30%*. Also, it doesn't affect the performance of the oven, so whatever you're cooking, it comes out perfectly every time.

*30% more economical (0.66 kWh) than the maximum value (0.99 kWh) allowed for energy efficiency class A (measured in accordance with EN 50304).

The new generation of Bosch ovens bring style and elegance to the kitchen.

Our ovens combine the highest quality stainless steel and glass for a sleek look. Matching control panels and horizontal lines allow you to mix and match with other cooking appliances for a totally coordinated look.

Metal behind glass

The new generation of Bosch ovens bring style and elegance to the kitchen. The new concept U-form door has a horizontal section of steel behind the outer glass for a unique, chic look.

Sleek new lines

Our new ovens combine the highest quality stainless steel and glass for a sleek and resistant finish. The ergonomically designed all-steel straight bar handle integrates perfectly with the door. Matching control panels and horizontal lines allow you to mix and match different products vertically and horizontally for a completely coordinated look.

Control panel

Fully programme able, the controls are intuitive and simple to use. Select models also feature clear text on the LCD display screen.

Pop-out controls

Not only do these make the oven easy to operate, they also maintain a clean line when the oven is not in use, making the oven's control panel easy to clean. Our top of the range models also have an illuminated red band.

Enamel coating

The grey enamel interior coating is easy to clean and the lighter colour improves visibility of your dishes while cooking.

Door constructions

Our range of single ovens are available in two different door constructions; drop-down and side opening, so you can ensure the best solution for your kitchen environment and personal requirements.

Colour options

Bosch built-in appliances come in a number of finishes to complement most kitchen styles. Brushed steel offers a bold, stunning statement, while premium black models feature glass fascias, steel handles and steel-finished control dials to deliver a modern, contemporary twist to old favourites. For those who prefer their black models in a more traditional form, Bosch also offers models with colour coordinated handles, controls and metal fascias.

SoftClose door

A hidden mechanism in the door hinge enables the controlled SoftClose action of the oven door, reducing noise and allowing it to close gently and safely.





Simple, safe & stylish.

Our ovens are incredibly easy to use and maintain. Pyrolytic self-cleaning makes cleaning the oven a pleasure instead of a chore. They are extremely safe with double or triple glazed doors and a safety lock that disables all functions. For extra peace of mind, our electronic models also feature automatic switch-off.

Pyrolytic self-cleaning system

The ultimate in self-cleaning, power and convenience. During the pyrolytic self-cleaning cycle, the oven is heated to around 480°C. At this temperature, any deposits are quickly reduced to a thin layer of ash, which can then be simply wiped away with a damp cloth to leave a completely clean oven.

EcoClean self-cleaning programme

This oven cleaning function is highly effective and simple to use. Simply turn the dial to select the clean function and then choose from the three different cleaning cycles depending on how dirty the EcoClean liners are: Level 1 = 45 minutes, Level 2 = 1 hour, Level 3 = 1 hour 15 minutes.

Automatic switch-off (electronic ovens)

For extra peace of mind, if left unattended, the electronic oven will switch off after a specific period of time. This additional safety feature is only available on electronic models. This can be over-ridden simply by periodically adjusting the temperature.

Temperature Range	Automatic Switch-off After
Under 140°C	7 hours
141 - 200°C	6 hours
201 - 250°C	3 hours
251 °C+	2 hours

Memory function

Store your favourite recipe instructions (e.g. heating mode + temperature + cooking duration), then simply press the memory button to repeat the sequence at any time.

Safer touch doors

Bosch oven doors are either double or triple glazed, depending on the model, and ensure the temperature of the door is always well within safety standards.

Control panel lock

With the oven off, simply press the lock key for 4 seconds to disable all functions.

Telescopic rail with stop function


Available on one level of the oven*, these easy-to-use stable rails make it easier than ever to check on the progress of your food. The rails are fully extendible so that food is fully visible and accessible without having to reach into the oven. The stop function means you can never pull the rails out too far. A 3-level version of this is available as an optional accessory on many single and double ovens.

*Selected models



Become a master chef at the touch of a button.

When you cook with a Serie 8 oven with PerfectBake and PerfectRoast functions, there is almost no limit to what you can do. The combination of these two sensor-controlled functions ensures that your oven always knows precisely how your dish is progressing. It sets the optimal heating mode, temperature and cooking time accordingly. Every dish, from roast beef to lemon pie, is cooked to perfection, so you no longer need to constantly check on their progress – unless you can't help but admire the cutting-edge technology at work.





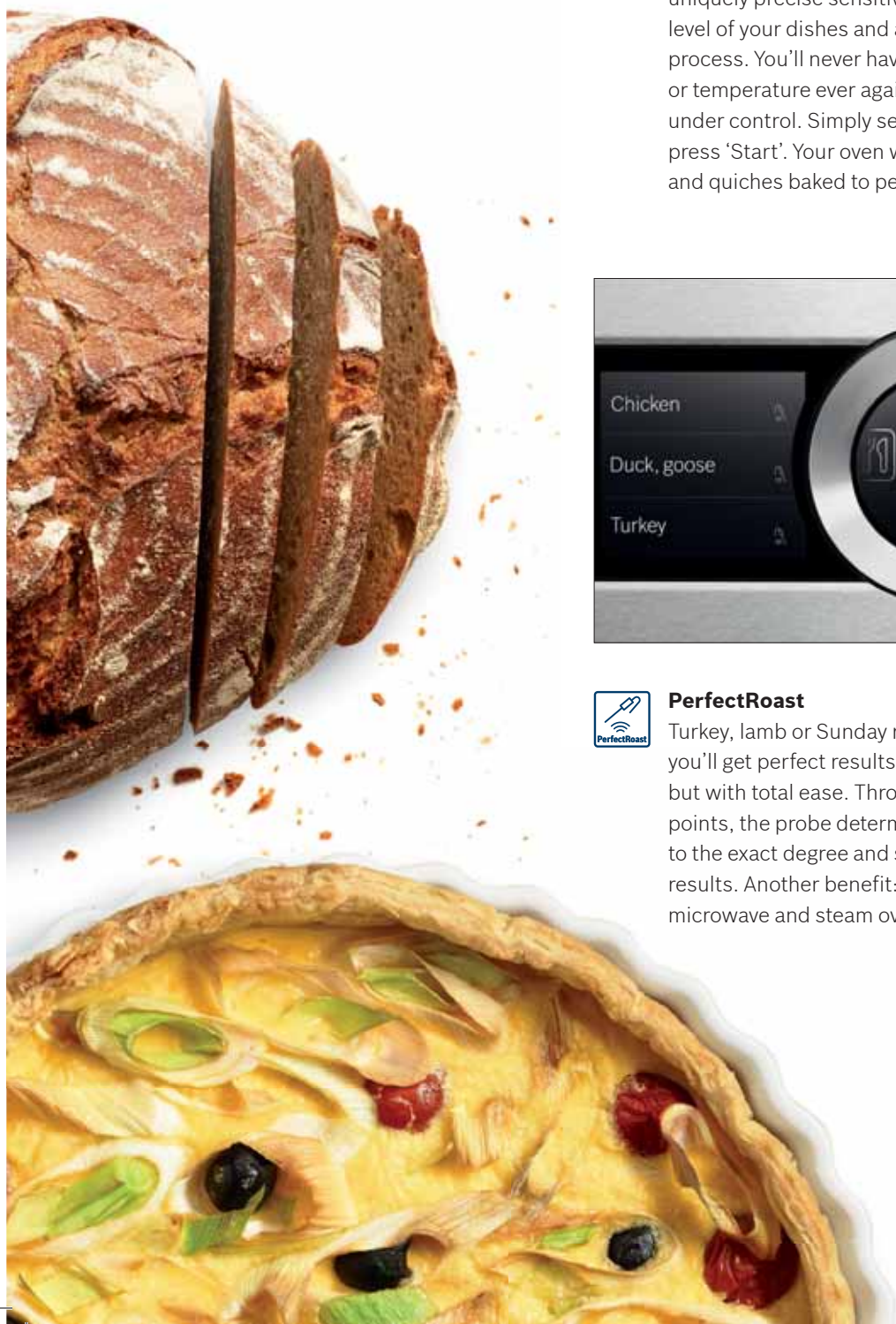
PerfectBake

Baking has never been easier. The PerfectBake sensor offers uniquely precise sensitivity, constantly measuring the moisture level of your dishes and automatically regulating the baking process. You'll never have to set the heating mode, length of time or temperature ever again – the PerfectBake sensor has it all under control. Simply select the type of dish, such as 'Cake', and press 'Start'. Your oven will do the rest. The result: Bread, cake and quiches baked to perfection.



PerfectRoast

Turkey, lamb or Sunday roast – with the PerfectRoast meat probe, you'll get perfect results every time. Just like a professional chef, but with total ease. Through several highly sensitive measuring points, the probe determines the core temperature of your roast to the exact degree and second, guaranteeing perfect roasting results. Another benefit: You can also use the meat probe in the microwave and steam oven mode.



Cooking functions.

Multi-function cooking provides a solution for all your cooking requirements. With a choice of over 11 different cooking functions, from traditional heating systems to more specialised functions, such as Hydrobaking and Pizza setting, a Bosch oven will provide you with the flexibility to prepare a variety of meals for you and your family.

4D Hotair

Thanks to 4D Hotair, you can place your dishes on any shelf level from 1 to 4. The fan wheel changes its direction of rotation to distribute heat evenly across all levels. This also allows for baking on up to 4 levels in parallel; for perfect results – from the first batch to the last. 4D Hotair, the heating mode for perfect results.

Pizza function

Designed with the pizza-lover in mind, but equally useful for quiches and tarts, this innovative function delivers cooking power for a perfectly crisp, browned base while keeping the topping moist. Suitable also for frozen food, and in many cases no pre-heating is required.

Hydrobaking

Retains the natural moisture emitted during the cooking process to prevent your baking from drying out. Ideal for bread and pastries.

Plate warming

Food stays warm for longer if served up in pre-heated ovenware. Plate warming allows you to pre-heat porcelain ovenware to between 30°C and 65°C.

Low temperature cooking

Ideally suited for keeping high quality pan-fried meat at the desired level of rareness or otherwise for an extended period of time without it spoiling. Juices and textures are retained whilst you get on with preparing the rest of your dinner.

Defrost

Perfect for gently defrosting meat, poultry, bread, cream cakes and much more.

Conventional top and bottom heat

Employs both the upper and lower heating elements. The heat travels to the centre of the oven by natural convection, which is the best position to obtain the selected temperature. Most foods can be cooked using this system, but it is best suited to foods which require a dark crisp finish or long slow cooking.

Full-width variable grill

Enables you to grill large quantities with precise temperature control. For added efficiency, grilling is performed with the oven door closed.

Half-width variable grill

On selected ovens, you have the option to select just the centre section of the grill element as an economical way to grill smaller quantities of food.

Hotair grilling

An ideal cooking method for meat and poultry where a rotisserie effect is desired. The grill and fan operate alternately, which results in even, crisp food and can use up to 50% less energy than traditional roasting.



Intensive heat

Delivers immediate intense heat from below, which is particularly effective for foods with a crisp base such as flans. It makes it unnecessary to pre-heat the oven when baking cakes and quiches, and is also ideal for baking with tin, glass or porcelain moulds, which tend to reflect heat or are poor conductors of heat.

Bottom heat only

Only the bottom element is used to generate heat. This method is ideal for reheating or for when a crisp underside is required, such as bread bases and pastry cases. It can also be used for drying herbs and bain-marie cooking.

Auto Cook / Assist

Simply place the dish in the oven, and then choose the appropriate automatic programme from the menu. Specify how you want your dish cooked (e.g. rare, medium or well done), input the weight of the meat or fish and press start. Auto Cook then takes over and determines the cooking mode, temperature and cooking duration to cook your dish to perfection.

Fast heat

This time-saver pre-heats the oven approximately 30% faster by using all the heating elements at once.

Keep warm

This convenient function keeps food items warm at temperatures between 66°C and 100°C at the touch of a button.

Hotair Eco – up to 30% more economical than energy efficiency class A

Optimised to cook efficiently and economically on one shelf level, therefore reducing your electricity consumption by up to 30%. Energy consumption isn't the only thing that is exemplary though. Cooking results are unrivalled as well.



Healthy eating has never tasted so good.

Steam ovens.

Healthy eating has never tasted so good

Natural foods contain many essential vitamins and minerals. How we prepare food determines how many of these important vitamins and minerals are preserved. Steam cooking is accepted as the most gentle and, therefore, healthy heating mode available.

Hotair and steam – a recipe for success

We have combined the beneficial effects of steaming with the Hotair system so you can make food that is deliciously crisp on the outside while remaining juicy and healthy on the inside.

Hotair

Ideal for meat roasts, moist cakes and for pre-heating plates and dishes.

Steaming


Perfect for vegetables and fish, drying fruit, blanching, making hard - or soft-boiled eggs and sterilising jars, bottles or baby bottles (only after thorough cleaning). You can also reheat dishes with no risk of hard, dried-up results.

Combination cooking

Ideal for meat like tender roast beef, crispy leg of lamb and casseroles. Perfect for bread, baking and for yeast dough that rises beautifully. Defrost frozen food without loss of shape and keep food hot with no risk of hard, dried-up results.


Vitamin content (B2)

Source: Bognår 1988, 2002



Mineral content

Source: HEA 2006 | Prof. Elmar Schlich, Justus-Liebig University Giessen, Dr. Michaela Ziems, University of Koblenz Landau



Steaming not only preserves vitamins and minerals better than any other form of cooking, but also preserves natural flavours, meaning there is practically no need for seasoning.

Better for you

Steaming helps retain the vitamins and minerals in foods, which dissolve when immersed in water. In fact, compared to boiling, steam cooking retains almost 50% more of the vitamin and mineral content.

Better-looking and tastier food

The gentle heat action of steaming not only preserves the flavour, colour and aroma of the food, but also maintains the form and texture. Food retains its natural juices and does not dry out.

Automatic programmes

Simply place the dish in the oven and then choose the appropriate automatic programme from the menu. There are up to 70 recipes to choose from depending on the model. Input the weight and the oven will automatically calculate the temperature and cooking duration required.

Descaling programme

The appliance will automatically inform you when descaling is needed, then simply select the descaling programme and follow the easy-to-understand instructions.

Regeneration

A unique feature to steam ovens which revitalises pre-cooked food. The function allows you to reheat up to two items at a time, gently reheating the food without danger of hot spots or drying-out the food. This is also a great feature for revitalising breads.

Cleaning programme

Select the cleaning programme, add a small amount of detergent (washing-up liquid) to the bowl of water in the base of the appliance and press start. Detergent-laden steam then helps to soften grease deposits, making it easy for you to wipe the interior clean.

Flexible installation

Our range of steam ovens offer you total flexibility when it comes to installation. All models are suitable for installation in a standard 60 cm unit and can be built into a tall cupboard or built under a worktop.





Throw a party. Don't think twice!

Combi microwave ovens.

Bosch microwaves offer the perfect blend of style and performance that says you are passionate about how your kitchen looks. The elegant styling gives your kitchen the sophisticated built-in appearance you want. The Bosch microwave offers automatic cooking, reheating and defrosting programmes at the touch of a button.

AutoPilot

Press the programme button, select the programme number and enter the weight. The oven will automatically calculate the power and time required to cook or defrost your dish to perfection.

3-stage programing

The 3-stage programing allows you to programme up to three power levels and cooking times consecutively at any single time.

Digital display

The digital display clearly indicates the power level and cooking duration selected. Bosch microwaves also feature a 24-hour digital clock and timer control for up to 99 minutes.

Memory function

Store your favourite recipe instructions (e.g. heating mode + temperature + cooking duration), then press the memory button to repeat the sequence at any time.





Let the conversation begin.

Coffee maker.

SensoFlow heating system

Provides fast water heating and precise temperature control for improved taste and energy efficiency.

Aroma pressure system

Ensures optimum compression and extraction of ground coffee for a perfect tasting cup of coffee.

Fully automatic rinse programme

Each cup of coffee is freshly brewed every time. Pipes are automatically rinsed after use and any residual water is pumped away. Fresh water guarantees fresh coffee flavour and aroma every time.

Cream centre

An external insulated milk container supplies milk into the cream centre only when it is needed, so that the milk keeps fresher for longer, giving you perfect milk froth and making it easier to clean.

One touch function for milk drinks

Allows you to store the settings for your favourite milk drink (e.g. cappuccino, latte, white coffee, etc.) so that you only have to press one button for your regular drink.



Hot to the table.

Warming drawers.

Plate warming

Food stays warm for longer if served up in pre-heated ovenware. Bosch warming drawers allow you to pre-heat porcelain ovenware from 30°C to 65°C.

Keep warm

Not only can you heat up your crockery with a Bosch warming drawer, but you can also keep food hot for up to an hour.

Defrost

Perfect for gently defrosting meat, poultry, bread, cream cakes and much more. Also ideal for defrosting non-sensitive foods.

Dough proving

The gentle heat of the warming drawer is the perfect environment for proving dough.







Finally, a fire that does exactly what you want.

Cooking has never been this precise and reliable thanks to FlameSelect. There's no need anymore to check the height of the flame as FlameSelect will do it for you.

Innovative and patented valve technology regulates the gas output precisely and noticeably in from levels 1 to 9. The power levels can be set in proportional steps such as the power setting of an electric cooktop.

Additionally, the knobs are accentuated with printed numbers in order to clearly highlight the chosen power levels. Perfect your cooking results with the nine adjustable and reliable power levels.





Twice as fast as gas.

Induction hobs can heat food and boil water nearly twice as fast as gas and three times faster than ceramic hobs*. And as they're also more energy efficient, you'll save money as well as time.

Besides reducing cooking times and increasing your control, induction is a more intelligent heat source. Rather than using heating elements under the glass to heat the pan, induction actually heats the base of

the pan. This means the hob glass around the cooking zone remains cool to touch. Any spillages are therefore more easily dealt with as they don't burn on and can be simply wiped away.

*Based on time required to heat 2 litres of water at 15°C to 90°C using Bosch hobs.



Bosch in every detail.

The features that set us apart.

Induction for speed, controllability and safety

Induction uses an electromagnetic field to instantly generate heat, giving you the control and responsiveness of gas, whilst being incredibly energy efficient. Heat is only applied where it is required in the pan. Changes in temperature happen instantaneously, which makes cooking with Bosch induction both faster and more precise than a gas or a ceramic hob, saving energy and time.

Energy saving

Induction hobs are far more energy efficient than any other hob. Gas only uses about 50% of the energy consumed to heat the pan, whereas induction uses 75%, and only heats the exact area of the pan placed upon it.

Time saving

More than twice as fast as a standard ceramic hob and up to 45% faster than gas, Bosch induction is ideal for a busy lifestyle.

DirectSelect

Select the required power level from keys laid out on the hob instead of having to press +/- keys repeatedly.



Freeze function

‘Freezes’ the control panel at its current settings to allow the surface to be wiped down (if something spills). Saves the user having to switch off the hob to clean it or risk disturbing the settings. Reverts back at the touch of the key or after approximately 20 seconds.

Boost function

Increases the power output of the selected cooking zone by approximately 50% by ‘borrowing’ power from another zone. Note that when boost is selected for a particular zone, the partner zone contributing the power cannot be used.

Automatic pan recognition

The hob recognises the size of the pan and only heats up the base of the pan and not the whole zone, saving time and energy. Ideally your pan will be the same diameter as the zone and, for safety reasons, 65% of the surface area of the zone should be covered in order for the pan to be ‘recognised’ and activate the zone.

Small utensil detection

If you leave a serving spoon on the induction zone when it is turned on, the hob will not recognise it as being suitable cookware. As an added safety mechanism, the hob will automatically switch off, giving you the peace of mind.

Pans that work with induction

Only pans with a ferrous (magnetic) base can be used with induction hobs. So, if a fridge magnet sticks to your pan, you know it is induction-ready. In general, special stainless steel, iron and enamel are all suitable.

Power management

Bosch research shows that most households generally use only one or two zones together when preparing meals, which has allowed us to develop a model that can operate with a lower power connection. The available power is sufficient for two zones to operate simultaneously at higher power levels. But if you want to use more than two zones together, no problem: The clever electronics automatically share the available power between the required zones depending on the power levels selected.

PerfectFry sensor

When it comes to frying the right temperature is crucial for a perfect meal. With PerfectFry, frying has never been easier. The PerfectFry sensor is integrated in the hob, all you have to do is choose your frying results on the control panel, for example, level 1 is perfect for reducing sauces, level 3 is the ideal setting for frying fish, or level 5 for frying rare steaks. PerfectFry constantly measures and keep the temperature level automatically to perfection and when the desired temperature is reached, the hob gives back audio and visual feedback.

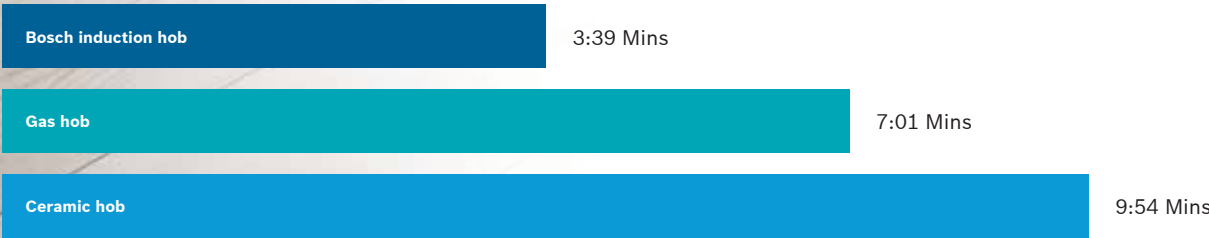
HEZ390041 – Induction pan set

This 4-piece pan set is designed especially for use with induction hobs and has been rigorously tested for optimum use with Bosch induction hobs, facilitating quick and even heat distribution. A handy litre scale is printed on the inside. The dishwasher proof set includes: 1.2 litres saucepan 16 cm, 1.7 litres pan with glass lid 16 cm, 4.2 litres pan with glass lid 22 cm and a 24 cm frying pan with non-stick coating.

* Professional installation recommended.

Cooking speed

Time required to heat 2 litres of water at 15°C to 90°C.



Ultimate flexibility with our new FlexInduction hobs.

One, two, three pots or even a large casserole: The new Bosch FlexInduction feature leaves it up to you. At the flip of a switch, you can combine two induction zones into a large induction surface on which you can cook the way you want.

FlexInduction

FlexInduction hobs feature a rectangular zone covering the length of the hob consisting of four 20 cm x 9 cm induction coils. This is great for multiple pans, large pans, or for placing pans of varying sizes anywhere on the zone.

Even more energy efficient

Induction hobs are already more energy efficient than other hobs, but FlexInduction saves even more energy. Because it is made up of 4 separate zones, only the zones actually covered will activate, so for example, a small pan would only activate one zone.

Better heat distribution

A large pan placed on the FlexInduction zone will benefit from more even heat distribution. For example a fish kettle or griddle is the wrong shape for a standard circular zone. The FlexInduction zone ensures that every part of the pan is served by an induction zone, eliminating hot and cold spots, giving you perfect results every time.

Small item detection

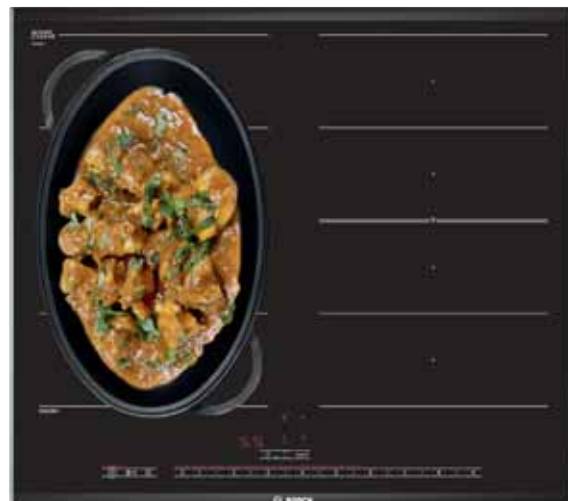
A zone must be 30% covered to activate, so it is less likely that a small item such as a knife or spoon will activate the hob, making it even safer. Conversely, the fact that each individual induction zone is smaller within the FlexInduction zone, smaller diameter pans will still be activated.

Connect/Disconnect mode

With FlexInduction, you can control 2 pots separately on 'Disconnect' default mode. Alternatively, use the whole area on 'Connect' for a large casserole, fish kettle or several pans — there's plenty of space and you can use it any way you like.

Flexible choice

Choose from a variety of configurations to suit your cooking style, from 5 induction cooking zones, which can become 3 FlexInduction zones, and a twin FlexInduction hob.



Large FlexInduction zone connected

FlexInduction zones disconnected

Our elegant electric hobs will transform the look of your kitchen.

With their electronic touch controls and flexible cooking zones, they combine great looks with smart function and design. Dual ring cook zones save on energy, whilst extendable zones allow you to use specialist cookware, such as fish kettles.

Quick-therm ceramic hobs

With their electronic touch controls and flexible cooking zones, our ceramic hobs combine great looks with smart function and design. The smooth ceramic glass hob surface is tough and durable, as well as practical and easy to clean.

Dual zones

Available on select hobs, this energy-saving feature allows you to select a smaller cook zone for small pans, and a larger zone for larger pans.

Extendable zone

The cooking zone can be extended, giving you a much larger area to accommodate big saucepans, fish kettles and other special cooking dishes.

Timer

99-minute timer with acoustic tone, which automatically switches off the zone once the cooking time has come to an end.

2-stage residual heat display

Provides clear indication of when a zone is still hot after it has been turned off. There are two levels: 'H' – residual heat sufficient to finish off cooking or to keep items warm and 'h' – residual heat insufficient to cook, but zone is still hot enough for caution.

Emergency stop

Allows you to switch all cook zones off at the touch of a single button – ideal if the doorbell rings.

Automatic boil start

The cooking zone may be set to operate at full power for a period of time before reverting to a pre-set power level.

Automatic safety shut off

If the hob is left unattended for an extended period of time, the safety shut off facility ensures the hob turns itself off.

Safety lock

Featured as standard on all touch control models, it prevents the hob from being inadvertently operated.





Your kitchen will become your favourite room at home.

Bosch rangehoods ensure that odours, grease and steam are eliminated effectively.

Your kitchen isn't just a place where you cook food. You spend time there with your friends and family, sharing recipes, laughing and hovering around the cooktop while playing the perfect host. That's why, Bosch rangehoods offer optimum air extraction to effectively eliminate unwanted odours, grease and steam to ensure that nothing comes in between these perfect moments.





Bosch in every detail.

The features that set us apart.

Whether you have an open-plan kitchen and living-room, or a small closed-off kitchen, Bosch rangehoods offer optimum air extraction for kitchens of all sizes.

Design

Worktop integrated halogen lighting ensures that the cooking area is clearly illuminated. The halogen bulbs are more efficient than standard lights. Some models feature SoftLight with a dimmer function.

Bosch also provides you with the Inclined & Flat Hoods, giving you the complete freedom in your kitchen design.

Performance

Ducted extraction

Ducting out is the most effective method of extraction. Ducted extraction is suitable if the hood can be sited on an outside wall, or an outside wall can be reached via ducting.

Re-circulated air operation

If an outside wall cannot be reached, the rangehood can be set up for re-circulated air operation. Air is drawn into the appliance through the filters to neutralise odours and remove grease particles. The cleaned air is then returned to the kitchen. A carbon filter or re-circulating kit is necessary for re-circulation (optional accessory).

The re-circulation operation of a rangehood is based on the principle of air exchange. Instead of extracting kitchen vapours to the outside, like a ducted system, taking in fresh air through the window, the vapours are filtered and purified during the re-circulation operation. The air is constantly renewed in a continuous cycle. An active carbon filter is always required for the purpose: Either as a standard active carbon filter or CleanAir module.

Re-circulating kit

Contains a carbon filter and any other necessary components to ensure that odour-free air is returned into the kitchen. To ensure that the hood performance is maintained, the carbon filter should be replaced on a regular basis.

CleanAir module

The large slatted surface of the special active carbon filter in the CleanAir module guarantees 95% odour reduction. That is every bit as good as the ducted system and up to 25% better than a conventional ducted system. The surface area of the special active carbon filter is the equivalent of around 50 football pitches.

Standard active carbon filter

You can also choose the re-circulated starter kit for re-circulation operation. It contains an active carbon filter, which eliminates unpleasant odours and is easy to install and replace.

3456_BSH_CATALOGUE_AU7.indd 57

Cooking Appliances - Oven

Serie | 8 HBG656RS1M Stainless Steel Oven



Type of oven / Heating System:

- Oven with 13 heating methods: 4D Hotair, Hotair Eco, Conventional heat, Conventional heat ECO, Hotair grilling, Full width grill, Half width grill, Pizza setting, Bottom heat, Low temperature cooking, Defrost, Preheating, Hold warm
- Temperature range 30 °C - 300 °C
- Cavity volume: 71 litres

Design:

- Rotary swivel
- Cavity inner surface: Enamel anthracite

Cleaning:

- Ecolyse features: side liners, back panel, ceiling
- EcoClean
- Full glass inner door

Comfort:

- 3x 2,5"-TFT color and graphics display with direct touch function
- Temperature proposal
- Actual temperature display
- Heating-up control
- Bottom, Oven door with SoftClose, soft opening
- Multipoint temperature probe baking sensor
- Electronic clock
- Rapid heating-up
- Halogen interior lighting, Switch for oven illumination
- Integral cooling fan
- Stainless-steel fan
- Info button
- Bar handle

Hook-in Racks / Rails

- Cavity with shelf support rails, 1 level telescopic shelf, full extension, with Stop function

Accessory:

- 2 x combination grid, 1 x universal pan

Environment and Safety:

- Child lock
- Automatic switch off
- Residual heat indicator
- Start-/Stop button
- Door contact switch


Technical Info:

- Length of mains cable: 120 cm
- Total connected load electric: 3.65 KW
- dimension (HxWxD): 595 mm x 595 mm x 548 mm

Optional Accessories:

- HEZ324000 Inlaid wire shelf for multipurpose pan, HEZ327000 Pizza stone, HEZ617000 Pizza pan, HEZ625071 Grill tray, enamelled, HEZ631010 Baking tray, anti-adherent coating, HEZ631070 Enamelled baking tray, HEZ632010 Multipurpose pan, anti-adherent coating, HEZ632070 Multipurpose pan, enamelled, HEZ633001 Lid for professional pan, HEZ633070 Professional pan, enamelled, HEZ633073 Professional pan, enamelled, HEZ634000 Baking and roasting grid (standard), HEZ635000 Accessory, HEZ636000 Glass pan, HEZ660050 Cover Strip, HEZ864000 Glass tray, HEZ9020 Conversion cabinet, HEZ9041 Conversion cabinet, HEZ915003 Glass roasting dish, 5,4 litres

Serie | 8 HBG655BS1M Stainless Steel Oven



Type of Oven / Heating System:

- Oven with 13 heating methods: 4D Hotair, Hotair Eco, Conventional heat, Conventional heat ECO, Hotair grilling, Full width grill, Half width grill, Pizza setting, Bottom heat, Low temperature cooking, Defrost, Preheating, Hold warm
- Temperature range 30 °C - 300 °C
- Cavity volume: 71 litres

Design:

- Rotary swivel
- Cavity inner surface: Enamel anthracite

Cleaning:

- Ecolyse features: ceiling, back panel, side liners
- Full glass inner door

Comfort:

- 2,5"-TFT-color and text display with touch-control buttons
- Temperature proposal
- Actual temperature display
- Heating-up control
- CookControl
- Bottom, Oven door with SoftClose, soft opening
- Number of automatic programmes: 10 PC
- Electronic clock
- Rapid heating-up
- Halogen interior lighting, Switch for oven illumination
- Integral cooling fan
- Stainless-steel fan
- Info button
- Bar handle

Hook-in Racks / Rails

- Cavity with shelf support rails, Telescopic slide-out Accessory

Accessory:

- 2 x combination grid, 1 x universal pan

Environment and Safety:

- Child lock
- Automatic switch off
- Residual heat indicator
- Start-/Stop button
- Door contact switch

Technical Info:

- Length of mains cable: 120 cm
- Total connected load electric: 3.65 KW
- Appliance dimension (HxWxD): 595 mm x 595 mm x 548 mm

Optional Accessories:

- HEZ324000 Inlaid wire shelf for multipurpose pan, HEZ327000 Pizza stone, HEZ617000 Pizza pan, HEZ625071 Grill tray, enamelled, HEZ631010 Baking tray, anti-adherent coating, HEZ631070 Enamelled baking tray, HEZ632010 Multipurpose pan, anti-adherent coating, HEZ632070 Multipurpose pan, enamelled, HEZ633001 Lid for professional pan, HEZ633070 Professional pan, enamelled, HEZ633073 Professional pan, enamelled, HEZ634000 Baking and roasting grid (standard), HEZ635000 Accessory, HEZ636000 Glass pan, HEZ638100 1 level telescopic shelf rail, full ext, HEZ638200 2 level telescopic shelf rails, full ext, HEZ638300 3 level telescopic rails, full ext, HEZ660050 Cover Strip, HEZ864000 Glass tray, HEZ9020 Conversion cabinet, HEZ9041 Conversion cabinet, HEZ915003 Glass roasting dish, 5,4 litres

Serie | 8
HBG632BS1M
Stainless Steel Oven



Type of Oven / Heating System:

- Oven with 8 heating methods: 4D Hotair, Hotair Eco, Conventional heat, Conventional heat ECO, Hotair grilling, Full width grill, Pizza setting, Defrost
- Temperature range 30 °C - 300 °C
- Cavity volume: 71 litres

Design:

- Rotary swivel
- Cavity inner surface: Enamel anthracite

Cleaning:

- Ecolyse features: Back panel
- Full glass inner door

Comfort:

- 2,5"-TFT-color and text display with touch-control buttons
- Temperature proposal
- Actual temperature display
- Heating-up control
- Bottom, oven door with SoftClose, soft opening
- Electronic clock
- Rapid heating-up
- Halogen interior lighting, switch for oven illumination
- Integral cooling fan
- Stainless-steel fan
- Info button
- Bar handle

Hook-in Racks / Rails

- Cavity with shelf support rails, Telescopic slide-out Accessory

Accessory:

- 2 x combination grid, 1 x universal pan

Environment and Safety:

- Child lock
- Automatic switch off
- Residual heat indicator
- Start/Stop button
- Door contact switch

Technical Info:

- Length of mains cable: 120 cm
- Total connected load electric: 3.65 KW
- Appliance dimension (HxWxD): 595 mm x 595 mm x 548 mm

Optional Accessories:

- HEZ324000 Inlaid wire shelf for multipurpose pan, HEZ327000 Pizza stone, HEZ617000 Pizza pan, HEZ625071 Grill tray, enamelled, HEZ631010 Baking tray, anti-adherent coating, HEZ631070 Enamelled baking tray, HEZ632010 Multipurpose pan, anti-adherent coating, HEZ632070 Multipurpose pan, enamelled, HEZ633001 Lid for professional pan, HEZ633070 Professional pan, enamelled, HEZ633073 Professional pan, enamelled, HEZ634000 Baking and roasting grid (standard), HEZ635000 Accessory, HEZ636000 Glass pan, HEZ638100 1 level telescopic shelf rail, full ext, HEZ638200 2 level telescopic shelf rails, full ext, HEZ638300 3 level telescopic rails, full ext, HEZ660050 Cover Strip, HEZ864000 Glass tray, HEZ9020 Conversion cabinet, HEZ9041 Conversion cabinet, HEZ915003 Glass roasting dish, 5,4 litres

Serie | 6
HVA541NS0
Brushed Steel Built-in Single Oven, 90 cm
Black



Type of Oven / Heating System:

- Heating system multifunction (9 heating modes: Conventional heat, Circulated Air, Hotair grilling, Bottom heat, Pizza setting, Full width grill, Hotair Eco, Hotair, Half width grill)
- Temperature range 50 °C - 250 °C
- Electronic clock
- Pop-out controls
- Cavity volume: 77 litres
- Oven cavity with removable rack supports
- 1 level telescopic shelf
- 2 x enamel baking tray, 1 x combination grid
- Catalytic side liners, Catalytic back liner
- Oven interior light with two lamps
- Full glass inner door
- Removable oven door for easy-cleaning
- Integral cooling fan
- Total connected load electric: 3 KW
- Appliance dimension (HxWxD): 478 mm x 896 mm x 568 mms

Serie | 6
HVA331BS0
Brushed steel Built-in Single Oven, 90 cm



Type of Oven / Heating System:

- Heating system multifunction (7 heating modes: Full width grill, Hotair, Conventional heat, Pizza setting, Hotair grilling, Hotair Eco, Circulated Air)
- Temperature range 50 °C - 250 °C
- Electronic clock
- Cavity volume: 77 litres
- Oven cavity with removable rack supports
- Oven interior light with two lamps
- 1 x enamel baking tray, 1 x combination grid
- Removable oven door for easy-cleaning
- Integral cooling fan
- Full glass inner door
- Total connected load electric: 3 KW
- Appliance dimension (HxWxD): 478 mm x 896 mm x 568 mm

Serie | 4
HGL10G050M
Stainless Steel Gas Oven



- Type of Oven / Heating System:**
- 3 Operating methods: Max Rotisserie, Gas bottom heating, Full-surface grill/broiler
 - Grill heating element: Gas 2.2 KW
 - Oven burner with Knob ignition
 - Thermoelectric ignition
 - Full glass inner door: Triple glazed door
 - Oven light
 - Oven capacity 60 litres
 - Preset of liquid gas (28-30/37mbar)
 - Natural gas nozzles (20 mbar) included

Serie | 4
HGL10E150
Stainless Steel Gas Built-in Oven



- Type of Oven / Heating System:**
- 3 Operating methods: Full-surface grill/broiler, Max Rotisserie, Gas bottom heating
 - Grill heating element: Electric 1.8 KW
 - Oven burner with Knob ignition
 - Thermoelectric ignition
 - Cleaning system: Catalytic side liners
 - Full glass inner door: Triple glazed door
 - Oven light
 - Oven capacity 60 litres
 - Preset of liquid gas (28-30/37mbar)
 - Natural gas nozzles (20 mbar) included

Serie | 2
HBN559E3M
Brushed Steel Built-in Single Oven
Black



- Type of Oven / Heating System:**
- Heating system multifunction (8 heating modes: 3D Hotair, Half width variable grill, Full width variable grill, Hotair grilling, Bottom heat, Pizza setting, Conventional heat, Defrost)
 - Fast heat
 - Temperature range 50 °C - 270 °C
 - Pop-out controls
 - Electronic clock
 - Child lock
 - Cavity volume: 66 litres
 - Interior lighting
 - Enamelled cavity (brown)
 - Direct coated catalytic liners: back panel
 - Oven cavity with removable rack supports
 - 1 x universal pan, 1 x enamel baking tray, 1 x combination grid

- 1 level telescopic shelf
 - Integral cooling fan
 - Full glass inner door
 - Removable oven door for easy-cleaning
 - Total connected load electric: 2.9 KW
 - Appliance dimension (HxWxD): 595 mm x 595 mm x 548 mm
- Optional Accessories:**
- HEZ430001 Alu baking tray, HEZ431001 Enamel baking tray, HEZ432001 Universal pan, HEZ434000 Combination grid

Serie | 2
HBN559E1M
Brushed Steel Built-in Single Oven



Type of Oven / Heating System:

- Heating system multifunction (8 heating modes: Full width variable grill, Hotair grilling, Bottom heat, Pizza setting, Conventional heat, Defrost, 3D Hotair, Half width variable grill)
- Fast heat
- Temperature range 50 °C - 270 °C
- Pop-out controls
- Electronic clock
- Child lock
- Cavity volume: 66 litres
- Interior lighting
- Enamelled cavity (brown)
- Direct coated catalytic liners: back panel
- Oven cavity with removable rack supports
- 1 x universal pan, 1 x enamel baking tray, 1 x combination grid

- 1 level telescopic shelf
- Integral cooling fan
- Removable oven door for easy-cleaning
- Total connected load electric: 2.9 KW
- Appliance dimension (HxWxD): 595 mm x 595 mm x 548 mm

Optional Accessories:

- HEZ430001 Alu baking tray, HEZ432001 Enamel baking tray, HEZ434000 Combination grid

Serie | 2
HBN231E2M
Brushed Steel Built-in Single Oven



Type of Oven / Heating System:

- Heating system multifunction (6 heating modes: Hotair grilling, Circulated Air, Bottom heat, Conventional heat, Full width variable grill, Half width variable grill)
- Temperature range 50 °C - 270 °C
- Electronic clock
- Child lock
- Cavity volume: 66 litres
- Interior lighting
- Enamelled cavity (brown)
- Oven cavity with removable rack supports
- 1 x alu baking tray, 1 x universal pan, 1 x combination grid
- Integral cooling fan
- Removable oven door for easy-cleaning
- Total connected load electric: 2.8 KW
- Appliance dimension (HxWxD): 595 mm x 595 mm x 548 mm

Optional Accessories:

- HEZ430001 Alu baking tray, HEZ431001 Enamel baking tray, HEZ432001 Universal pan, HEZ434000 Combination grid

Serie | 2
HBN211E2M
Brushed Steel Built-in Single Oven



Type of Oven / Heating System:

- Heating system multifunction (4 heating modes: Hotair grilling, Conventional heat, Circulated Air, Full width variable grill)
- Temperature range 50 °C - 270 °C
- Mechanical timer
- Cavity volume: 66 litres
- Interior lighting
- Enamelled cavity (brown)
- Oven cavity with removable rack supports
- 1 x universal pan, 1 x combination grid
- Integral cooling fan
- Removable oven door for easy-cleaning
- Total connected load electric: 2.8 KW
- Appliance dimension (HxWxD):
595 mm x 595 mm x 548 mm

Optional Accessories:

- HEZ430001 Alu baking tray,
HEZ431001 Enamel baking tray, HEZ432001
Universal pan, HEZ434000 Combination grid



Cooking Appliances - Microwave Ovens

Serie | 8
CMG656BS1M
Stainless Steel Compact Oven
with Microwave

**Type of Oven / Heating System:**

- Compact oven with microwave with 12 heating methods: 4D Hotair, Hotair Eco, Conventional heat, Conventional heat ECO, Hotair grilling, Full width grill, Half width grill, Pizza setting, Bottom heat, Low temperature cooking, Preheating, Hold warm
- Additional heating methods with microwave: Microwave, Combi microwave variable
- Temperature range 30 °C - 300 °C
- Max. Power: 1000 W; 5 Microwave power settings (90 W, 180 W, 360 W, 600 W, max) with Inverter (MW)
- Cavity volume: 45 litres

Design:

- Rotary swivel
- Cavity inner surface: Enamel anthracite

Cleaning:

- EcoClean features: back panel, ceiling, side liners
- EcoClean
- Microwave top door

Comfort:

- 3x 2,5"-TFT color and graphics display with direct touch function
- Temperature proposal
- Actual temperature display
- Heating-up control
- Sabbath setting
- Bottom, Oven door with SoftClose, soft opening
- Electronic clock
- Rapid heating-up
- LED light, Switch for oven illumination

- Integral cooling fan
- Stainless-steel fan
- Info button
- Bar handle

Hook-in Racks / Rails:

- Cavity with shelf support rails, Telescopic slide-out Not available

Accessory:

- 1 x combination grid, 1 x universal pan

Environment and Safety:

- Child lock
- Automatic switch off
- Residual heat indicator
- Start-/Stop button
- Door contact switch

Technical Info:

- Length of mains cable: 120 cm
- Total connected load electric: 3.65 KW
- Appliance dimension (HxWxD): 455 mm x 595 mm x 548 mm

Optional Accessories:

- HEZ324000 Inlaid wire shelf for multipurpose pan, HEZ327000 Pizza stone, HEZ617000 Pizza pan, HEZ625071 Grill tray, enamelled, HEZ631070 Enamelled baking tray, HEZ632070 Multipurpose pan, enamelled, HEZ633070 Professional pan, enamelled, HEZ634080 Baking and roasting grid (microwave), HEZ636000 Glass pan, HEZ660050 Cover Strip, HEZ660060 Strip, HEZ915003 Glass roasting dish, 5,4 litres

Serie | 8
CMG633BS1M
Stainless Steel Compact Oven
with Microwave

**Type of Oven / Heating System:**

- Compact oven with microwave with 6 heating methods: 4D Hotair, Hotair Eco, Hotair grilling, Full width grill, Half width grill, Preheating
- Additional heating methods with microwave: Microwave, Combi microwave constant
- Temperature range 30 °C - 275 °C
- Max. Power: 1000 W; 5 Microwave power settings (90 W, 180 W, 360 W, 600 W, max) with Inverter (MW)
- Cavity volume: 45 litres

Design:

- Rotary swivel
- Cavity inner surface: Enamel anthracite

Cleaning:

- Microwave top door

Comfort:

- 2,5"-TFT-color and text display with touch-control buttons
- Temperature proposal
- Actual temperature display
- Heating-up control
- CookControl
- Bottom, Oven door with SoftClose, soft opening
- Number of automatic programmes: 14 PC
- Electronic clock
- Rapid heating-up
- LED light, Switch for oven illumination
- Integral cooling fan

- Stainless-steel fan
- Info button
- Bar handle

Hook-in Racks / Rails:

- Cavity with shelf support rails, Telescopic slide-out Not available

Accessory:

- 1 x combination grid, 1 x universal pan

Environment and Safety:

- Child lock
- Automatic switch off
- Residual heat indicator
- Start-/Stop button
- Door contact switch

Technical Info:

- Length of mains cable: 120 cm
- Total connected load electric: 3.65 KW
- Appliance dimension (HxWxD): 455 mm x 595 mm x 548 mm

Optional Accessories:

- HEZ324000 Inlaid wire shelf for multipurpose pan, HEZ327000 Pizza stone, HEZ617000 Pizza pan, HEZ625071 Grill tray, enamelled, HEZ631070 Enamelled baking tray, HEZ632070 Multipurpose pan, enamelled, HEZ633070 Professional pan, enamelled, HEZ634080 Baking and roasting grid (microwave), HEZ636000 Glass pan, HEZ660050 Cover Strip, HEZ660060 Strip, HEZ915003 Glass roasting dish, 5,4 litres

Serie | 8
BEL634GS1M
Stainless Steel Built-in Microwave

**Type of Oven / Heating System:**

- Built-in microwave with 2 heating methods: Microwave, Variable quartz grill
- Combination of Grill and Microwave power levels 360/180/90 W
- Max. Power: 900 W; 5 Microwave power settings (90 W, 180 W, 360 W, 600 W, max) with Inverter (MW)
- Cavity volume: 21 litres

Design:

- Illuminated rotary ring, Touch control
- Cavity inner surface: Stainless steel

Cleaning:

- Full glass inner door

Comfort:

- 2,5"-TFT-color and text display with touch-control buttons
- cookControl

- Side opening door, hinge left
- Number of automatic programmes: 10 PC
- LED light
- Info button
- Open door button

Accessory:

- 1 x glass pan, 1 x grid

Environment and Safety:

- Start-/Stop button

Technical Info:

- Length of mains cable: 150 cm
- Total connected load electric: 1.99 KW
- Appliance dimension (HxWxD): 382 mm x 594 mm x 318 mm

Optional Accessories:

- HEZ6TCC0 Cookbook

Serie | 6
HMT84G654M
Brushed Steel Microwave Oven with Grill



Type of Oven / Heating System:

- Tall housing
- 5 power levels: 900 W, 600 W, 360 W, 180 W, 90 W
- 1200 W quartz grill
- User-friendly electronics: extremely easy and comfortable operation
- Timer up to 60 minutes
- Automatic safety switch-off
- Side opening door with viewing window
- Combination of Grill and Microwave power levels 360/180/90 W
- CookControl - 8 automatic programmes
- 4 defrost programmes
- 3 cooking programmes
- 8 combi programmes
- Large digital display for displaying cooking times and time of day
- Glass oven door Side-hinge door
- Out put power 1.45 kW
- Power cord with plug 130 cm
- 31.5 cm glass turntable
- Stainless steel interior, 25 litres

Optional Accessories:

- HEZ86D000 Steamer Cooker
Accessory for Microwave

Serie | 6
HMT75M654M
Brushed Steel Built-in Microwave Oven



Type of Oven / Heating System:

- Can be built in a 60 cm wall cupboard or highboard cabinet.
- User-friendly electronics: Extremely easy and comfortable operation
- 5 power levels: 800 W, 600 W, 360 W, 180 W, 90 W
- Timer up to 60 minutes
- Automatic safety switch-off
- Side opening door with viewing window
- Interior lighting
- 25.5 cm glass turntable
- Stainless steel interior, 20 litres

Optional Accessories:

- HEZ86D000 Steamer Cooker
Accessory for Microwave

Serie | 4
HMT84G451M
Brushed Steel Microwave Oven



Type of Oven / Heating System:

- Freestanding
- User-friendly electronics with push-buttons and pop-out control.
- 900 W Combined operation, Microwave, Quartz grill
- 5 settings: 900 W, 600W, 360W, 180W, 90W
- Grill 1.2 KW
- Combination of Grill and Microwave power levels 360/180/90 W
- CookControl - 8 automatic programmes
- 4 defrost programmes
- 3 cooking programmes
- 8 combi programmes
- Memory-Function (1 setting)
- Digital cl. with time display
- 25 l Stainless steel
- 31.5 cm Glass
- Out put power 1.45 kW
- Power cord Schuko 130 cm

Optional Accessories:

- HEZ86D000 Steamer Cooker
Accessory for Microwave

Cooking Appliances - Coffee Machines/Warming Drawers

Serie | 8
BIC630NS1M
Stainless Steel Warming Drawer

**Type of Oven / Heating System:**

- Heating plate made of toughened glass
- Temperature control in 4 levels: ca. 40 °C - 80 °C (glass surface temperature)
- Cavity volume: 20 litres

Comfort:

- Loading up to 25 kg
- Max. loading espresso cups: 64 PC or Max. loading plates: 12 PC
- 5 Functions: Dough proving thawing of delicate foods keeping drinks and food warm pre-warming of crockery gentle cooking
- Telescopic pull-out drawer
- Cool door
- push&pull

Technical Info:

- Length of mains cable: 150 cm
- 0.81 kW
- Appliance dimension (HxWxD): 140 mm x 595 mm x 548 mm

Serie | 8
CTL636ES1
Stainless Steel
Fully-automatic Coffee Maker

**Flavour:**

- SensoFlow System: The innovative heating system guarantees maximum espresso indulgence every time, thanks to its ideal, constant brewing temperature
- AromaPro Concept: Ideal contact pressure for optimal aroma extraction
- One-touch preparation: Ristretto, Espresso, Espresso Macchiato, Coffee, Cappuccino, Latte Macchiato, Caffè Latte at the touch of a button
- AromaDouble Shot: Extra-strong coffee with less bitterness thanks to two grinding and brewing processes
- Beverage temperature adjustable individually: Coffee 3 levels, hot water 4 levels
- Suitable for BRITA Intenza water filter: Reduces the lime content of water and filters substances affecting smell and taste

Convenience:

- TFT display with interactive menu
- MyCoffee: Save 8 favourite beverages with individual names and adjustable mixing ratio of milk and espresso
- IndividualCup Volume: Cup sizes adjustable individually, to ensure your cup gets filled just as far as you would like it to
- Coffee outlet and milk frother height-adjustable: Up to 15 cm high Latte Macchiato glasses fit underneath
- OneTouch DoubleCup: Prepare two cups simultaneously for all coffee and milk specialties
- Water tank removable for easy refilling (2.4 litres volume)
- Early warning if water tank almost empty or bean container almost empty
- Flexible milk solution: Decide for yourself if you prefer connecting the provided milk container or using any other container, e.g. a milk carton
- Short user manual always at hand inside appliance

Performance:

- SilentCeram Drive: Quiet premium grinder made from non-wearing ceramic
- CoffeeSensor Pro: The grinding unit automatically adjusts to bean variety
- One-touch coffee milk specialties with especially fine-pored milk froth thanks to an innovative milk frother
- In addition to beverages also available separately: milk foam, warm milk, hot water
- Reduced heat-up time: Fastest first cup
- Water pump with 19 bar pressure
- Separate chute for ground coffee, e.g. caffeinefree coffee
- 15.000 cup warranty: Consistently high appliance quality from the first cup to the 15,000th (valid for non-commercial use within 24 months)

Hygiene:

- Removable brewing unit: Easy and hygienic cleaning under running water
- AutoMilk Clean: Fully-automatic steam cleaning of the milk system after every beverage
- Milk frother removable and dishwasher-proof
- SinglePortion Cleaning: Complete emptying of all pipes after each brewing process
- Automatic rinsing programme when switching off, switching on
- Drip tray and coffee grounds container removable and dishwasher-proof
- Calc'nClean: Automatic cleaning and descaling programme
- Reminds in time of water filter change, descaling, cleaning; including display of remaining cups

Miscellaneous:

- Containers for water, milk and coffee beans are easily accessible but hidden behind a door, so the kitchen always looks clean
- Bean container with aroma protection lid (500 g volume)
- Illumination for keys, coffee outlet
- Grinding fineness adjustable (multi-level)
- Display language selectable
- Child safety lock: Unintended brewing process not possible
- Wattage: 1600 W

Accessories:

- Insulated milk container with FreshLock lid (0.5 litres volume)
- Further included accessories: Measuring spoon for ground coffee, connection hose for milk frother, test strip for water hardness, assembly screws

Optional Accessories:

- Cleaning tablets (TCZ8001), descaling tablets (TCZ8002), BRITA Intenza water filter (TCZ7003), care set for fullyautomatic espresso makers (TCZ8004), insulated milk container (TCZ8009N)

Cooking Appliances - Gas Hobs

Serie | 8 PRS9A6D70M Gas Hob, Ceramic, 90 cm



Main Features:

- 5 gas burners
- 1 dual wok burner
- 1 rapid, 2 standard, 1 economy burner
- Left: Wok burner 6 KW
- Center front: Standard burner 1.9 KW
- Center rear: Economy burner 1.1 KW
- Rear right: Rapid burner 2.8 KW
- Front right: Standard burner 1.9 KW
- Ignition via control knob
- Flame failure safety device
- Cast iron pan supports
- Pan supports dishwasher proof
- Connecting cable 1.5 m
- Preset of natural gas (20mbar)
- Liquid gas nozzles (28-30/37mbar) included

Serie | 8 PRB3A6D70M Gas Hob, Ceramic, 30 cm



Main Features:

- 2 gas burners
- 1 rapid, 1 standard burner
- In front: Standard burner 1.9 KW
- Rear: Rapid burner 2.8 KW
- Ignition via control knob
- Flame failure safety device
- Cast iron pan supports
- Pan supports dishwasher proof
- Connecting cable 1 m
- Preset of natural gas (20mbar)
- Liquid gas nozzles (28-30/37mbar) included
- Can be combined with domino glass ceramic hobs

Serie | 6 PCR9A5B90M Gas Hob, Brushed Steel, 90 cm



Main Features:

- 5 gas burners
- 1 dual wok burner
- 1 rapid, 2 standard, 1 economy burner
- Front left: Rapid burner 3 KW
- Rear left: Economy burner 1 KW
- Center: Wok burner 5 KW
- Rear right: Standard burner 1.7 KW
- Front right: Standard burner 1.7 KW
- Ignition via control knob
- Flame failure safety device
- Cast iron pan supports
- Connecting cable 1.5 m
- Preset of natural gas (20mbar)
- Liquid gas nozzles (28-30/37mbar) included

Serie | 6
PCP6A5B90M
Gas Hob, Brushed Steel, 60 cm



Main Features:

- 4 gas burners
- 1 rapid, 2 standard, 1 economy burner
- Front left: Standard burner 1.7 KW
- Rear left: Standard burner 1.7 KW
- Rear right: Rapid burner 3 KW
- Front right: Economy burner 1 KW
- Ignition via control knob
- Flame failure safety device
- Cast iron pan supports
- Connecting cable 1 m
- Preset of natural gas (20mbar)
- Liquid gas nozzles (28-30/37mbar) included

Serie | 2
PBP6C5B60M
Brushed Steel Gas Hob with Integrated Controls, 60 cm



Main Features:

- 4 gas burners
- 1 rapid, 2 standard, 1 economy burner
- Front left: Rapid burner 3 KW
- Rear left: Standard burner 1.7 KW
- Rear right: Standard burner 1.7 KW
- Front right: Economy burner 1 KW
- Ignition via control knob
- Flame failure safety device
- Cast iron finish with rubber feet
- Connecting cable 1 m
- Preset of liquid gas (28-30/37mbar)
- Natural gas nozzles (20 mbar) included

Cooking Appliances - Electric Hobs

Serie | 8
PKV975DC1M
Ceramic Hob, 90 cm



Design:

- Comfort profile
- Ceramic glass

Comfort:

- 5 HighSpeed cooking zones, including:
- 1 dual zone
- 1 triple zone
- 1 extendible triple zone
- DirectSelect Premium touch control
- Electronic display
- Switch off timer for every cooking zone
- Timer
- Count-up timer
- 17 power levels
- Keep warm function for all cooking zones
- Wipe protection function
- ReStart Function

Environment and Safety:

- Main switch
- Power on indicator light

- Digital 2 stage residual heat indicator
- Childproof lock
- Safety switch-off
- Individual tunable energy consumption display

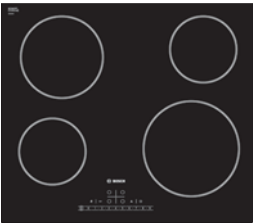
Professional Equipment:

- DirectSelect Premium touch control
- PerfectFry sensor with 5 temperature settings

Measurements:

- Appliance dimensions: (W/D) 916 mm x 527 mm
- Installation dimensions: (ID/W/D) 44 mm x 880 mm x 500 mm
- Min. worktop thickness: 20 mm
- Total connected load: 9450 W

Serie | 6
PKE611F17Q
Ceramic Hob, 60 cm



Design:

- Frameless
- HighSpeed ceramic glass

Comfort:

- 4 HighSpeed cooking zones
- DirectSelect
- 17 power levels
- Electronic display
- Timer with switch-off function for all zones
- Alarm clock
- Wipe protection function

Environment and Safety:

- Digital 2 stage residual heat indicator
- Childproof lock
- Safety switch-off
- ReStart Function
- Power on indicator light
- Main switch
- Individual tunable energy consumption display
- Total power limited to 2900 W by powermanagement function

Quickness:

- Automatic boil start

Measurements:

- Min. worktop thickness: 20 mm

Serie | 6
PKF645K17Q
Frame Design, Brushed Steel
Ceramic Hob, 60 cm



Design:

- Frame design
- HighSpeed ceramic glass

Comfort:

- 4 HighSpeed cooking zones, including:
- 1 dual zone
- Zone extension activation with a Touch sensor on the hob
- DirectSelect
- 17 power levels
- Electronic display
- Wipe protection function

Environment and Safety:

- Digital 2 stage residual heat indicator
- Childproof lock
- Safety switch-off
- ReStart Function
- Power on indicator light
- Main switch
- Total power limited to 5000 W by powermanagement function

Quickness:

- Automatic boil start

Measurements:

- Min. worktop thickness: 20 mm

Serie | 4
PKF645B17M
Brushed Steel Frame Design
Ceramic Hob, 60 cm



Design:

- Frame design

Comfort:

- 4 HighSpeed cooking zones, including:
- 1 dual zone
- Zone extension activation with a Touch sensor on the hob
- Ceramic glass
- TouchSelect
- 17 power levels
- Switch off timer for every cooking zone
- Timer

Environment and Safety:

- Digital 2 stage residual heat indicator
- Childproof lock
- Safety switch-off
- ReStart Function
- Digital display
- Power on indicator light
- Main switch

Measurements:

- Min. worktop thickness: 20 mm

Serie | 2
PKF375CA1M
Brushed Steel Comfort Profile
Domino Ceramic, 30 cm



Design:

- Comfort profile
- Can be combined with all hobs in comfort design
- Ceramic glass

Comfort:

- 2 HighSpeed cooking zones, including:
- 1 dual zone
- Zone extension activation with the knob
- Surface-mounted controls
- 9 power levels
- Mains cable 1 m (without plug)

Environment and Safety:

- 2 power on indicator lights
- Residual heat indicator for each zone

Measurements:

- Min. worktop thickness: 20 mm

Serie | 2
PKU375CA1M
Brushed Steel Comfort Profile
Barbecue Grill, 30 cm



Design:

- Comfort profile
- Can be combined with all hobs in comfort design
- HighSpeed ceramic glass
- Removable black glass lid

Comfort:

- Operated via a fixed control
- 9 power levels
- Stainless steel grill to be used with water or lava stones
- Mains cable 1 m (without plug)

Environment and safety:

- Power on indicator light
- Drain valve

Professional equipment:

- 1 big grill zone on cast pan support

Measurements:

- Min. worktop thickness: 30 mm

Cooking Appliances - Induction Hobs

Serie | 8 PXX975DC1E Brushed Steel Comfort Profile Ceramic Hob, 90 cm



Design:

- Comfort profile
- Can be combined with all hobs in comfort design

Comfort:

- 5 Induction cooking zones
- DirectSelect Premium touch control
- MoveMode (3 levels)
- TopControl-Digital display
- 17 power levels
- Switch off timer for every cookingzone
- Timer
- Count-up timer
- HighSpeed ceramic glass
- Automatic pan recognition sensor
- PowerManagement Function
- Safety switch-off
- Childproof lock
- Wipe protection function
- QuickStart Function
- ReStart Function
- Energy consumption display
- Cable included
- Connection cable (1.1 M)
- Connected load: 11.1 kW

Power and Size:

- Cooking zones: 1 x Ø 400 mmx240 mm, 3.3 KW (max. Power levels 3.7 KW) Induction or 2 x Ø 240 mm, 2.2 KW (max. Powerlevels 3.7 KW) Induction; 1 x Ø 300 mmx240 mm, 2.6 KW (max. Power levels 3.7 KW) Induction; 1 x Ø 400 mmx240 mm, 3.3 KW (max. Power levels 3.7 KW) Induction or 2 x Ø 240 mm, 2.2 KW (max. Power levels 3.7 KW) Induction
- Min. worktop thickness: 30 mm

Environment and Safety:

- Digital 2 stage residual heat indicator
- Main switch

Professional Equipment:

- PerfectFry sensor with 5 temperature settings

Quickness:

- Boost function for all zones
- PanBoost

Serie | 8 PXX675DC1E Brushed Steel Comfort Profile Ceramic Hob, 60 cm



Design:

- Comfort profile
- Can be combined with all hobs in comfort design

Comfort:

- 4 induction cooking zones
- DirectSelect Premium touch control
- MoveMode (3 levels)
- Digital display
- 17 power levels
- Switch off timer for every cooking zone
- Timer
- Count-up timer
- Ceramic glass
- Automatic pan recognition sensor
- PowerManagement Function
- Safety switch-off
- Childproof lock
- Wipe protection function
- QuickStart Function
- ReStart Function
- Energy consumption display
- Cable included
- Connection cable (1.1 M)
- Connected load: 7.4 kW

Power and Size:

- Cooking zones: 1 x Ø 380 mmx240 mm, 3.3 KW (max. Power levels 3.7 KW) Induction or 2 x Ø 190 mm, 2.2 KW (max. Power levels 3.7 KW) Induction; 1 x Ø 380 mmx240 mm, 3.3 KW (max. Power levels 3.7 KW) Induction or 2 x Ø 190 mm, 2.2 KW (max. Power levels 3.7 KW) Induction
- Min. worktop thickness: 30 mm

Environment and Safety:

- 2 stage residual heat indicator for each zone
- Main switch

Professional Equipment:

- PerfectFry sensor with 5 temperature settings

Quickness:

- PowerBoost function for all zones
- PanBoost

Serie | 6 PXX375FB1E Brushed Steel Comfort Profile Ceramic Hob, 30 cm



Design:

- Comfort profile
- Can be combined with all hobs in comfort design
- Can be combined with 60, 70, 80 and 90 cm hobs

Comfort:

- 2 Induction cooking zones
- DirectSelect touch control
- Switch off timer for every cooking zone
- Timer
- Count-up timer
- Energy consumption display
- HighSpeed ceramic glass
- Automatic pan recognition sensor
- PowerManagement Function
- Safety switch-off
- Childproof lock
- QuickStart Function
- ReStart Function
- Connection cable (1.1 M)
- Cable included
- Fixed power cable
- Connected load: 3.7 kW

Power and Size:

- Cooking Zones: 1 x Ø 400 mmx210 mm, 3.3 KW (max. Power levels 3.7 KW) Induction or 2 x Ø 200 mm, 2.2 KW (max. Power levels 3.7 KW) Induction
- Min. worktop thickness: 30 mm

Environment and Safety:

- Digital 2 stage residual heat indicator
- Main switch

Professional Equipment:

- TopControl-Digital display
- 17 power levels

Quickness:

- Boost function for all zones

Cooking Appliances - Hoods

Serie | 8
DWF97RV60B
Flat Design Chimney Hood, 90 cm
Black with Glass Canopy



A

Technical Information:

- Chimney hood
- 90 cm
- Appliance colour: black
- Glas plate: clear glass black printed
- Suitable for ducted or re-circulated extraction
- In recirculation operation chimless use possible
- For recirculated extraction a recirculating kit or a CleanAir recirculation kit (accessory) is needed
- Wall mounted hood
- Home Connect (only in countries where Home Connect service is available)
- Cooktop-based hood control (with matching cooktop)
- Fully automatic hood
- Easy wall fixing system
- PowerBoost position
- TouchControl, Rotary swivel for extractor speeds and light
- Electronic controls
- TouchControl, Rotary swivel with Electronic display, 2x7-Segment display
- 3 speeds plus 2 intensive via TouchControl, Rotary swivel
- Electronic controls via TouchControl, Rotary swivel with Electronic display, 2x7-Segment display
- TouchControl, Rotary swivel (3 speeds plus 2 intensive) with Electronic display, 2x7-Segment display
- 3 speeds plus 2 intensive
- Automatic after running selectable 1-99 min
- 2 capture areas: front side and bottom side
- Automatic revert setting, 6 minutes
- Easy to clean Innerframe
- Operation with gas cooktop not allowed
- Air quality sensor
- Light dimmer function
- SoftLight
- Efficient BLDC-technology
- 2 high-performance blower, Efficient BLDC-technology
- 2 x 3W LED
- Light Intensity: 460 lux
- Colour Temperature: 3500 K
- RimVentilation
- Saturation indicator for metal and charcoal filter
- Filter cover glass
- Metal grease filter, dishwasher safe
- Extraction rate according to EN 61591 ø 15 cm: max. Normal use 420 m³/h Intensive 730 m³/h
- Extraction rate exhaust air according to EN 61591 max. 420 m³/h
- Maximum extraction rate exhaust air 420 m³/h

- according to EN 61591
- Extraction rate exhaust air according to EN 61591: max. normal use 420 m³/h, intensive 730 m³/h
- Noise level according to EN 60704-3 und EN 60704-2-13 at max. normal use exhaust air: 57 dB(A) re 1 pW (44 dB(A) re 20 µPa sound pressure)
- Noise level according to EN 60704-3 und EN 60704-2-13 exhaust air: Max. normal use: 57 dB(A) re 1 pW sound pressure: 44 dB(A) Intensive: 70 dB(A) re 1 pW (56 dB(A) re 20 µPa sound pressure)
- Diameter pipe Ø 150 mm (Ø 120 mm enclosed)
- Max. extraction rate: 730 m³/h
- Extraction rate in recirculation mode: Max. normal use: 290 m³/h Intensive: 520 m³/h
- Noise levels in recirculation mode: Max. normal use: 60 dB(A) re 1 pW (46 dB(A) re 20 µPa sound pressure) Intensive: 73 dB(A) re 1 pW (60 dB(A) re 20 µPa sound pressure)
- Power rating: 146 W
- Dimensions exhaust air (HxWxD): 1019-1289 x 890 x 222 mm
- Dimensions recirculating, chimney (HxWxD): 1079-1349 x 890 x 222 mm
- Dimensions recirculating with CleanAir module (HxWxD): 1209 x 890 x 222 mm - mounting with outer chimney 1279-1549 x 890 x 222 mm - mounting with telescopic chimney
- Dimensions recirculating, chimless (HxWxD): 550 mm x 890 x 222 mm
- 7-segment display with control ring
- Energy Efficiency Class: A
- Average Energy Consumption: 37.2 kWh/year
- Blower Efficiency Class: A*
- Lighting Efficiency Class: A
- Grease Filtering Efficiency Class: B
- Noise min./max. Normal Level: 44/57 dB

Optional Accessories:

- DSZ5201 CleanAir active carbon filter spare part, DWZ0AF0A0 Active carbon filter (spare part), DWZ0AF0R0 Recirculation kit regenerative chimless, DWZ0AF0S0 Recirculation kit regenerative, DWZ0AF0T0 Recirculation kit for chimless use, DWZ0AF0U0 Recirculation kit, DWZ0AX5C0 CleanAir Recirculation Kit, DWZ0AX5K0 Chimney extension 1000 mm, DWZ0AX5L0 Chimney extension 1500 mm, DZZ0XX0P0 CleanAir act. carbon filter regenerative

Serie | 8
DIB091U51B
Box Design Island Chimney Hood, 90 cm
Brushed Steel



A+

**Technical Information:**

- Island chimney hood
- 90 cm wide
- Ceiling mounted hood
- Suitable for ducted or re-circulated extraction
- For recirculated extraction recirculating kit or CleanAir recirculating kit (accessory) needed
- Innerframe
- Electronic controls
- Air quality sensor
- Push button controls with digital display
- Electronic controls via Push button controls with digital display
- 3 speeds plus 2 intensive
- Automatic revert setting, 6 minutes
- Automatic after running (1-9 minutes)
- Twin channel high performance fan motor
- 4 x 3W LED
- Light dimmer function
- SoftLight
- Metal grease filter, dishwasher safe
- Saturation indicator for metal and charcoal filter
- Extraction rate according to EN 61591 ø 15 cm: max. Normal use 620 m³/h Intensive 1000 m³/h
- Extraction rate exhaust air according to EN 61591: max. normal use 620 m³/h, intensive 1000 m³/h
- Efficient BLDC-technology
- Noise level according to EN 60704-3 und EN 60704-2-13 exhaust air: max. normal use: 60 dB(A) re 1 pW (46 dB(A) re 20 µPa sound pressure) Intensive: 71 dB(A) re 1 pW (57 dB(A) re 20 µPa sound pressure)

- Additional noise insulation
- Dimensions exhaust air (HxWxD): 744-924 x 900 x 600 mm
- Dimensions recirculating (HxWxD): 744-1044 x 900 x 600 mm
- Dimensions recirculating with CleanAir module (HxWxD): 812-1044 x 900 x 600 mm
- Diameter pipe Ø 150 mm (Ø 120 mm enclosed)
- Power rating: 272 W
- Light Intensity: 888 lux
- Colour Temperature: 3500 K
- Energy Efficiency Class: A+
- Average Energy Consumption: 36.9 kWh/year
- Blower Efficiency Class: A
- Lighting Efficiency Class: A
- Grease Filtering Efficiency Class: C
- Noise min./max. Normal Level: 46/60 dB

Optional Accessories:

- DHZ1231 Adapter for roof inclination left/right, DHZ1241 Adapter for roof inclination front/back, DHZ1246 Chimney extension 1100 mm, DHZ1251 Extension for mounting kit 500 mm, DHZ1253 Extension for mounting kit 1000 mm, DHZ1256 Chimney extension 1600 mm, DHZ5346 Active carbon filter, DHZ5385 Recirculating kit DSZ5201 CleanAir active carbon filter spare part DSZ6230 CleanAir Recirculation Kit

Serie | 8
DWB098J50B
Box Design Chimney Hood, 90 cm
Brushed Steel



Technical Information:

- Chimney hood
- 90 cm wide
- Wall mounted hood
- Suitable for ducted or re-circulated extraction
- For recirculated extraction recirculating kit or CleanAir recirculating kit (accessory) needed
- Innerframe
- Wall fixing system
- Electronic controls with TouchControl
- TouchControl with lightline
- Electronic controls via TouchControl with lightline
- 3 speeds plus 2 intensive
- Automatic revert setting, 6 minutes
- Automatic 10 minutes after running
- Twin channel high performance fan motor
- 3 x LED 3W
- Light dimmer function
- SoftLight
- Light Intensity: 897 lux
- Colour Temperature: 3500 K
- Cass.w.stainl. st. perf. plate
- Metal grease filter, dishwasher safe
- Extraction rate according to EN 61591 ø 15 cm: max. Normal use 460 m³/h/Intensive 860 m³/h
- Extraction rate exhaust air according to EN 61591: max. normal use 460 m³/h, intensive 860 m³/h
- 850EE
- Noise level according to EN 60704-3 und EN 60704-2-13 exhaust air: Max. normal use: 55 dB(A) re 1 pW (41 dB(A) re 20 µPa sound pressure) Intensive: 68 dB(A) re 1 pW (54 dB(A) re 20 µPa sound pressure)

- Dimensions exhaust air (HxWxD): 628-954 x 900 x 500 mm
- Dimensions recirculating (HxWxD): 628-1064 x 900 x 500 mm
- Dimensions recirculating with CleanAir module (HxWxD): 689 x 900 x 500 mm - mounting with outer chimney 809-1139 x 900 x 500 mm - mounting with telescopic chimney
- Diameter pipe Ø 150 mm (Ø 120 mm enclosed)
- Power rating: 169 W

Optional Accessories:

- DHZ1223 Chimney extension 1000 mm, DHZ1233 Chimney extension 1500 mm, DHZ5345 Recirculating kit, DHZ5346 Active carbon filter, DSZ5201 CleanAir active carbon filter spare part, DSZ6240 CleanAir Recirculation Kit

Serie | 4
DWK97HM60B
Inclined Design Chimney Hood, 90 cm
Black with Glass Canopy



Technical Information:

- Chimney hood
- 90 cm
- Appliance colour: black
- Glas plate: clear glass black printed
- Suitable for ducted or re-circulated extraction
- In recirculation operation chimless use possible
- For recirculated extraction a recirculating kit or a CleanAir recirculation kit (accessory) is needed
- Wall mounted hood
- Easy wall fixing system
- TouchControl for extractor speeds and light
- Electronic controls
- TouchControl with Electronic display
- 3 speeds plus intensive setting via TouchControl
- Electronic controls via TouchControl with Electronic display
- TouchControl (3 speeds plus intensive setting) with Electronic display
- 3 speeds plus intensive setting
- 2 capture areas: front side and bottom side
- Automatic revert setting, 6 minutes
- Easy to clean Innerframe
- Twin channel high performance fan motor
- Energy efficient capacitor motor
- 2 x 1,5W LED
- Light Intensity: 90 lux
- Colour Temperature: 3500 K
- RimVentilation
- Filter cover glass
- Metal grease filter, dishwasher safe
- Extraction rate according to EN 61591 ø 15 cm: max. Normal use 420 m³/h Intensive 680 m³/h
- Extraction rate exhaust air according to EN 61591 max. 420 m³/h
- Maximum extraction rate exhaust air 420 m³/h according to EN 61591
- Extraction rate exhaust air according to EN 61591: max. normal use 420 m³/h, intensive 680 m³/h
- Noise level according to EN 60704-3 und EN 60704-2-13 at max. normal use exhaust air: 57 dB(A) re 1 pW (43 dB(A) re 20 µPa sound pressure)
- Noise level according to EN 60704-3 und EN 60704-2-13 exhaust air: Max. normal use: 57 dB(A) re 1 pW sound pressure: 43 dB(A) Intensive: 66 dB(A) re 1 pW (52 dB(A) re 20 µPa sound pressure)
- Diameter pipe Ø 150 mm (Ø 120 mm enclosed)
- Max. extraction rate: 680 m³/h
- Extraction rate in recirculation mode: Max. normal use: 390 m³/h Intensive: 560 m³/h

- Noise levels in recirculation mode: Max. normal use: 66 dB(A) re 1 pW (52 dB(A) re 20 µPa sound pressure) Intensive: 75 dB(A) re 1 pW (61 dB(A) re 20 µPa sound pressure)
- Power rating: 263 W
- Dimensions exhaust air (HxWxD): 929-1199 x 890 x 499 mm
- Dimensions recirculating, chimney (HxWxD): 989-1259 x 890 x 499 mm
- Dimensions recirculating with CleanAir module (HxWxD): 1119 x 890 x 499 mm - mounting with outer chimney 1189-1459 x 890 x 499 mm - mounting with telescopic chimney
- Dimensions recirculating, chimless (HxWxD): 453 mm x 890 x 499 mm
- Energy Efficiency Class: A
- Average Energy Consumption: 52.8 kWh/year
- Blower Efficiency Class: A
- Lighting Efficiency Class: A
- Grease Filtering Efficiency Class: C
- Noise min./max. Normal Level: 50/57 dB

Optional Accessories:

- DSZ5201 CleanAir active carbon filter spare part, DWZ0AK0A0 Active carbon filter (spare part), DWZ0AK0R0 Recirculation kit regenerative chimless, DWZ0AK0S0 Recirculation kit regenerative, DWZ0AK0T0 Recirculation kit for chimless use, DWZ0AK0U0 Recirculation kit, DWZ0AX5C0 CleanAir Recirculation Kit, DWZ0AX5K0 Chimney extension 1000 mm, DWZ0AX5L0 Chimney extension 1500 mm, DZZ0XX0P0 CleanAir act.carbon filter regenerative

Cooking Appliances - Hoods

Serie | 4

DWK67HM60B

Inclined Design Chimney Hood, 60 cm
Black with Glass Canopy

Technical Information:

- Chimney hood
- 60 cm wide
- Appliance colour: black
- Glas plate: clear glass black printed
- Ducted/Recirculating operation
- In recirculation operation chimless use possible
- For recirculated extraction a recirculating kit or a CleanAir recirculation kit (accessory) is needed
- Wall fixing inclined/flat/cube
- Touch control for extractor speeds and light
- Touch control with LED
- 3-stage + intensive via touch control
- Electronic via touch control with LED
- Touch control (3-stage + intensive) with LED
- 3-stage + intensive
- 2 capture areas: front side and bottom side
- Easy to clean
- Twin channel high performance fan motor
- Capacitor energy efficient
- 2 x 1,5W LED
- Light Intensity: 90 lux
- Colour Temperature: 3500 K
- Rim extraction
- Filter cover glass
- Metal grease filter, dishwasher safe
- Extraction rate according to EN 61591 ø 15 cm: max. Normal use 400 m³/h Intensive 660 m³/h
- Extraction rate exhaust air according to EN 61591 max. 400 m³/h
- Maximum extraction rate exhaust air 400 m³/h according to EN 61591
- Extraction rate exhaust air according to EN 61591: max. normal use 400 m³/h, intensive 660 m³/h
- Noise level according to EN 60704-3 und EN 60704-2-13 at max. normal use exhaust air: 57 dB(A) re 1 pW (43 dB(A) re 20 µPa sound pressure)
- Noise level according to EN 60704-3 und EN 60704-2-13 exhaust air: Max. normal use: 57 dB(A) re 1 pW sound pressure: 43 dB(A) Intensive: 66 dB(A) re 1 pW (52 dB(A) re 20 µPa sound pressure)
- Diameter pipe ø 150 mm (ø 120 mm enclosed)
- Max. extraction rate: 660 m³/h
- Extraction rate in recirculation mode: Max. normal

use: 380 m³/h Intensive: 570 m³/h

- Noise levels in recirculation mode: Max. normal use: 68 dB(A) re 1 pW (54 dB(A) re 20 µPa sound pressure) Intensive: 74 dB(A) re 1 pW (61 dB(A) re 20 µPa sound pressure)
- Power rating: 263 W
- Dimensions exhaust air (HxWxD): 929-1199 x 590 x 499 mm
- Dimensions recirculating, chimney (HxWxD): 989-1259 x 590 x 499 mm
- Dimensions recirculating with CleanAir module (HxWxD): 1119 x 590 x 499 mm - mounting with outer chimney 1189-1459 x 590 x 499 mm - mounting with telescopic chimney
- Dimensions recirculating, chimless (HxWxD): 453 mm x 590 x 499 mm
- Energy Efficiency Class: A
- Average Energy Consumption: 52.5 kWh/year
- Blower Efficiency Class: A
- Lighting Efficiency Class: A
- Grease Filtering Efficiency Class: C
- Noise min./max. Normal Level: 48/57 dB

Optional Accessories:

- DSZ5201 CleanAir active carbon filter spare part, DWZ0AK0A0 Active carbon filter (spare part), DWZ0AK0R0 Recirculation kit regenerative chimless, DWZ0AK0S0 Recirculation kit regenerative, DWZ0AK0T0 Recirculation kit for chimless use, DWZ0AK0U0 Recirculation kit, DWZ0AX5C0 CleanAir Recirculation Kit, DWZ0AX5K0 Chimney extension 1000 mm, DWZ0AX5L0 Chimney extension 1500 mm, DZZ0XX0P0 CleanAir act.carbon filter regenerative

Serie | 4

DWK065G60M

Inclined Design Chimney Hood, 60 cm
Black

Technical Information:

- Chimney hood
- 60 cm wide
- Black with glass canopy
- Suitable for ducted or re-circulated extraction
- TouchControl with Electronic display
- Electronic controls via TouchControl with Electronic display
- 3 speeds
- 2 x 3W LED
- Filter cover glass
- Metal grease filter, dishwasher safe
- Extraction rate according to EN 61591 ø 15 cm: max. Normal use 540 m³/h
- Noise level according to EN 60704-3 und EN 60704-2-13 exhaust air: Max. normal use: 70 dB(A) re 1 pW sound pressure: 56 dB(A)

- Dimensions exhaust air (HxWxD): 750 - 1080 x 596 x 386 mm
- Dimensions recirculating (HxWxD): 860 - 1080 x 596 x 386 mm
- Power rating: 216 W
- Wall mounted hood
- For recirculated extraction recirculating kit (accessory) needed
- RimVentilation
- Twin channel high performance fan motor
- Diameter pipe ø 150 mm (ø 120 mm enclosed)

Optional Accessories:

- DWA0LK6A Active carbon filter

Serie | 4

DWK095G60M

Inclined Design Chimney Hood, 90 cm
Black

Technical Information:

- Chimney hood
- 90 cm wide
- Black with glass canopy
- Suitable for ducted or re-circulated extraction
- For recirculated extraction recirculating kit (accessory) needed
- Wall mounted hood
- TouchControl with Electronic display
- Electronic controls via TouchControl with Electronic display
- 3 speeds
- 2 x LED 3W
- Filter cover glass
- Metal grease filter, dishwasher safe

- Extraction rate according to EN 61591 ø 15 cm: max. Normal use 600 m³/h
- Noise level according to EN 60704-3 und EN 60704-2-13 exhaust air: Max. normal use: 70 dB(A) re 1 pW sound pressure: 56 dB(A)
- Dimensions exhaust air (HxWxD): 750-1080 x 896 x 386 mm
- Dimensions recirculating (HxWxD): 860-1080 x 896 x 386 mm
- Diameter pipe ø 150 mm (ø 120 mm enclosed)

Optional Accessories:

- DWA0LK6A Active carbon filter

Serie | 2
DWB09W452B
Box Design Chimney Hood, 90 cm
Brushed Steel



Technical Information:

- Chimney hood
- 90 cm wide
- Wall mounted hood
- Suitable for ducted or re-circulated extraction
- For recirculated extraction recirculating kit or CleanAir recirculating kit (accessory) needed
- Twin channel high performance fan motor
- Rocker switches for extractor speeds and light
- 3 speeds
- Maximum extraction rate exhaust air 440 m³/h according to EN 61591
- Noise level according to EN 60704-3 und EN 60704-2-13 at max. normal use exhaust air: 62 dB(A) re 1 pW (48 dB(A) re 20 µPa sound pressure)
- 2 x 30 W halogen lights
- Metal grease filter, dishwasher safe
- Power rating: 160 W
- Diameter pipe Ø 150 mm (Ø 120 mm enclosed)
- Dimensions exhaust air (HxWxD): 642-954 x 900 x 500 mm
- Dimensions recirculating (HxWxD): 642-1064 x 900 x 500 mm
- Dimensions recirculating with CleanAir module (HxWxD): 711 x 900 x 500 mm - mounting with outer chimney 831-1161 x 900 x 500 mm - mounting with telescopic chimney
- Light Intensity: 246 lux
- Colour Temperature: 2700 K

- Energy Efficiency Class: D
- Average Energy Consumption: 88 kWh/year
- Blower Efficiency Class: D
- Lighting Efficiency Class: G
- Grease Filtering Efficiency Class: D
- Noise min./max. Normal Level: 50/62 dB

Optional Accessories:

- DHZ1225 Chimney extension 1000 mm, DHZ1235 Chimney extension 1500 mm, DHZ5325 Recirculating kit, DHZ5326 Active carbon filter, DHZ9551 Brushed steel back panel, DSZ5200 CleanAir Recirculation Kit, DSZ5201 CleanAir active carbon filter spare part, DSZ6200 CleanAir Recirculation Kit

Serie | 2
DWB06W452B
Box Design Chimney Hood, 60 cm
Brushed Steel



Technical Information:

- Chimney hood
- 60 cm wide
- Wall mounted hood
- Suitable for ducted or re-circulated extraction
- For recirculated extraction recirculating kit or CleanAir recirculating kit (accessory) needed
- Twin channel high performance fan motor
- Rocker switches for extractor speeds and light
- 3 speeds
- Maximum extraction rate exhaust air 460 m³/h according to EN 61591
- Noise level according to EN 60704-3 und EN 60704-2-13 at max. normal use exhaust air: 64 dB(A) re 1 pW (50 dB(A) re 20 µPa sound pressure)
- 2 x 30 W halogen lights
- Metal grease filter, dishwasher safe
- Power rating: 160 W
- Diameter pipe Ø 150 mm (Ø 120 mm enclosed)
- Dimensions exhaust air (HxWxD): 642-954 x 600 x 500 mm
- Dimensions recirculating (HxWxD): 642-1064 x 600 x 500 mm

- Dimensions recirculating with CleanAir module (HxWxD): 711 x 600 x 500 mm - mounting with outer chimney 831-1161 x 600 x 500 mm - mounting with telescopic chimney

Optional Accessories:

- DHZ1225 Chimney extension 1000 mm, DHZ1235 Chimney extension 1500 mm, DHZ5325 Recirculating kit, DHZ5326 Active carbon filter, DHZ6551 Brushed steel back panel, DSZ5200 CleanAir Recirculation Kit, DSZ5201 CleanAir active carbon filter spare part, DSZ6200 CleanAir Recirculation Kit

Serie | 2
DWW09W450B
Pyramidal Design Chimney Hood, 90 cm
Brushed Steel



Technical Information:

- Chimney hood
- 90 cm wide
- Wall mounted hood
- Suitable for ducted or re-circulated extraction
- For recirculated extraction recirculating kit (accessory) needed
- Twin channel high performance fan motor
- Rocker switches for extractor speeds and light
- 3 speeds
- Maximum extraction rate exhaust air 410 m³/h according to EN 61591
- Noise level according to EN 60704-3 und EN 60704-2-13 at max. normal use exhaust air: 67 dB(A) re 1 pW (53 dB(A) re 20 µPa sound pressure)
- 2 x 30 W halogen lights
- Metal grease filter, dishwasher safe
- Power rating: 155 W
- Diameter pipe Ø 150 mm (Ø 120 mm enclosed)
- Special chimney solutions possible
- Dimensions exhaust air (HxWxD): 799-976 x 900 x 500 mm

- Dimensions recirculating (HxWxD): 799-976 x 900 x 500 mm
- Light Intensity: 246 lux
- Colour Temperature: 2700 K
- Energy Efficiency Class: E
- Average Energy Consumption: 102.6 kWh/year
- Blower Efficiency Class: E*
- Lighting Efficiency Class: G
- Grease Filtering Efficiency Class: D
- Noise min./max. Normal Level: 53/67 dB

Optional Accessories:

- DHZ1224 Chimney extension 500 mm, DHZ1234 Chimney extension 750 mm, DHZ5275 Recirculating kit, DHZ5276 Active carbon filter, DHZ9551 Brushed steel back panel

Serie | 2
DWW06W450B
Pyramidal Design Chimney Hood, 60 cm
Brushed Steel



Technical Information:

- Chimney hood
- 60 cm wide
- Wall mounted hood
- Suitable for ducted or re-circulated extraction
- For recirculated extraction recirculating kit (accessory) needed
- Twin channel high performance fan motor
- Rocker switches for extractor speeds and light
- 3 speeds
- Maximum extraction rate exhaust air 390 m³/h according to EN 61591
- Noise level according to EN 60704-3 und EN 60704-2-13 at max. normal use exhaust air: 67 dB(A) re 1 pW (53 dB(A) re 20 µPa sound pressure)
- 2 x 30 W halogen lights
- Metal grease filter, dishwasher safe
- Power rating: 155 W
- Diameter pipe Ø 150 mm (Ø 120 mm enclosed)
- Special chimney solutions possible
- Dimensions exhaust air (HxWxD): 799-976 x 600 x 500 mm
- Dimensions recirculating (HxWxD): 799-976 x 600 x 500 mm

Optional Accessories:

- DHZ1224 Chimney extension 500 mm, DHZ1234 Chimney extension 750 mm, DHZ5275 Recirculating kit, DHZ5276 Active carbon filter, DHZ6551 Brushed steel back panel

Serie | 2
DWP64CC50M
Pyramidal Design Chimney Hood, 60 cm
Brushed Steel



Technical Information:

- Wall mounted hood
- 60 cm wide
- Suitable for ducted or re-circulated extraction
- 3 speeds
- Push buttons for extractor speeds and light
- Metal grease filter, dishwasher safe
- Dimensions exhaust air (HxWxD): 790 - 1015 x 598 x 470 mm
- Dimensions recirculating (HxWxD): 790 - 1015 x 598 x 470 mm
- Colour Temperature: 4000 K
- Energy Efficiency Class: D
- Lighting Efficiency Class: A
- Grease Filtering Efficiency Class: C

Optional Accessories:

- DWA0KP6A Active carbon filter

Serie | 2
DHL535BGB
Canopy Hood, 50 cm
Silver Metallic



Technical Information:

- Canopy hood
- 50 cm wide
- Suitable for ducted or re-circulated extraction
- For installation in a modified cupboard, above a hob
- Rocker switches for extractor speeds and light
- 2 speeds plus intensive setting
- Paper grease filter with saturation indicator
- 2 x 30 W halogen lights
- Extraction rate exhaust air according to EN 61591: Max. normal use 170 m³/h Intensive 250 m³/h
- Noise level according to EN 60704-3 und EN 60704-2-13 exhaust air: Max. normal use: 55 dB(A) re 1 pW (41 dB(A) re 20 µPa sound pressure) Intensive: 65 dB(A) re 1 pW (51 dB(A) re 20 µPa sound pressure)
- Power rating: 230 W
- 120 mm diameter pipe
- Energy Efficiency Class: E
- Average Energy Consumption: 129.2 kWh/year
- Blower Efficiency Class: F

- Lighting Efficiency Class: G
- Grease Filtering Efficiency Class: F
- Noise min./max. Normal Level: 49/55 dB
- Light Intensity: 196 lux
- Colour Temperature: 2700 K

Optional Accessories:

- Charcoal odour filter DHZ7304
- Paper grease filter DHZ2100, DHZ2100 Stencil for cut. out paper grease filter

Built-in Dishwashers.



3456_BSH_CATALOGUE_AU7.indd 77

Serie | 6
SMI68MS10M
Built-In Dishwasher, 60 cm
White



- Capacity: 12+1 place settings place settings
- Energy Efficiency Class: A++
- Noise level: 42 dB
- 8 programmes: Intensive 70 °C, Auto 45-65 °C, Eco 50 °C, Night programme 50 °C, Glass 40 °C, Quick Wash 45 °C, Quick Wash 65 °C, Pre Rinse
- 5 special options: Intensive Zone, VarioSpeedPlus, HygienePlus, Extra Dry, Machine Care
- 5 cleaning temperatures
- ActiveWater hydraulic system
- DosageAssist
- BLDC motor for heat and drain pump
- AquaSensor, Load Sensor
- Detergent Automation
- Heat exchanger
- Alternating spray
- Regenerative electronics
- Self-cleaning filter system with 3-fold corrugated filter
- Stainless steel
- Time remaining indicator front
- Programme flow display
- LED colour on indicators
- Electronic delay timer: 1-24 hours
- LED salt refill indicator
- LED rinse aid refill indicator
- Silver XXL baskets
- Rackmatic 3-stage
- 2 foldable plate racks in top basket
- 4 foldable plate racks in bottom basket
- 2 lever (long/short)
- Shelves in bottom basket
- AquaStop - Prevent Water Leakage
- Childproof control lock
- Servo-lock
- Front-adjustable rear foot
- Inclusive Steam protection plate
- Dimensions of the product (HxWxD): 81.5 x 59.8 x 73.3 cm

Serie | 4
SMV50E00GC
Built-In Dishwasher, 60 cm
White



- Capacity: 12 place settings place settings
- Energy Efficiency Class: A+
- Noise level: 48 dB
- Fully integrated
- 5 programmes: Intensive 70 °C, Eco 50 °C, Pre Rinse, Quick wash 65 °C, Quick wash 45 °C
- Special option: HygienePlus
- 4 cleaning temperatures
- speedMatic hydraulic system
- DosageAssist
- BLDC motor for heat and drain pump
- Aqua-Sensor, Load Sensor
- Detergent Automation
- Alternating spray technique
- Regenerative electronics
- Self-cleaning filter system with 3-fold corrugated filter
- Push button top controls
- Acoustic end of cycle indicator
- Infolight blue
- LED colour on indicators red/
- LED salt refill indicator
- LED rinse aid refill indicator
- Vario basket system
- rackMatic height-adjustable top basket (3 stage)
- 2 foldable plate racks in bottom basket
- 2 x cup shelves
- AquaStop with guarantee - Prevent Water Leakage
- Servo lock for effortless door closing
- Glass care protection system
- Front-adjustable rear foot
- Dimensions of the product (HxWxD): 81.5 x 59.8 x 55 cm

Serie | 4
SMI53D05GC
Built-In Dishwasher, 60 cm
White



- Capacity: 12 place settings
- Energy Efficiency Class: A+
- Noise level: 48 dB
- 5 programmes: Intensive 70 °C, Auto 45-65 °C, Economy 50 °C, Quick Wash 45 °C, Pre Rinse
- Special option: VarioSpeed, HygienePlus
- ActiveWater hydraulic system
- DosageAssist
- BLDC motor for heat and drain pump
- AquaSensor, Load Sensor
- Detergent Automation
- Alternating spray
- Regenerative electronics
- Self-cleaning filter system with 3-fold corrugated filter
- Time remaining indicator front
- LED colour on indicators red/red
- Electronic delay timer: 1-24 hours
- LED salt refill indicator
- LED rinse aid refill indicator
- Retractable rotary knob
- VarioFlex basket system
- Rackmatic 3-stage
- 2 foldable plate racks in top basket
- 4 foldable plate racks in bottom basket
- Variable cutlery basket in bottom basket
- 2 x cup shelves
- AquaStop - Prevent Water Leakage
- Servo-lock
- Glass care system
- Front-adjustable rear foot
- Inclusive Steam protection plate
- Dimensions of the product (HxWxD): 81.5 x 59.8 x 57.3 cm

3456_BSH_CATALOGUE_AU7.indd 79

Built-in Refrigerators.



3456_BSH_CATALOGUE_AU7.indd 81

Built-In Fridge Freezers

Serie | 6 GIN38A55M Built-in Tall Freezer NoFrost



Energy efficiency class ***

Main Features:

- NoFrost
- Energy Efficiency Class: A++
- Total capacity: 237 litres
- Door opening aid
- Complete ventilation trough plinth
- LED electronic control
- Automatic deactivation
- Acoustic warning system

Freezer Section:

- Freezer capacity: 237 litres
- Freezing capacity: 24 kg in 24 hours
- 2 hinged freezer compartments with transparent front
- 5 freezer drawers, incl. 1 Big Box
- Freezing calendar
- LED Illumination

Technical Information:

- Airborne acoustical noise emissions: 40 dB dB(A) re 1 pW
- Storage time in power failure: 11 Hours
- Dimensions: H 177.2 cm x L 55.6 cm x D 54.5 cm
- Niche Dimension (HxWxD): 177.5 cm cm x 56 cm x 55 cm
- Climate Class SN-T

Serie | 6 KIR81AF30M Built-in/under Fridge SmartCool



Energy efficiency class ***

Performance and Consumption:

- Energy Efficiency Class: A++
- Total capacity: 321 litres
- Airborne acoustical noise emissions: 37 dB dB(A) re 1 pW
- Climate Class SN-T

Design:

- LED interior light LED
- Interior with metal applications

Comfort and Safety:

- Touchcontrol- Electronic - 7 segment electronic control
- Constant temperature by intelligent sensor technology
- Automatic defrost in fridge section
- Supercool function with automatic deactivation
- Acoustic warning system

Fridge Section:

- Capacity refrigeration zone: 321 litres with carbon filter
- 7 safety glass shelves (6 height adjustable), which Base plates, 2 glass plates extendible
- Bottle rack
- 6 door bins, there of 1x dairy compartment

Freshness System:

- vitaFresh with humidity control - keeps fruit and vegetables up to 2 x longer fresh!
- Vegetable container on telescopic rails

Dimensions:

- Dimensions: H 177.2 cm x L 55.8 cm x D 54.5 cm
- Niche Dimension (HxWxD): 177.5 cm cm x 56 cm x 55 cm

Technical Information:

- Door right hinged, reversible
- Transportation handles

Accessories:

- 2 x egg tray
- Bottle Holder

Serie | 2
KIV38X22GB
Built-in Fridge Freezer, Bottom
Freezer Sliding Hinge



Energy efficiency class ***

Performance and Consumption:

- Energy Efficiency Class: A+
- Total capacity: 294 litres
- Airborne acoustical noise emissions: 40 dB dB(A) re 1 pW
- Climate Class SN-ST

Design:

- Easy clean interior

Comfort and Safety:

- LED electronic control
- Automatic defrost in fridge section

Fridge Section:

- Capacity refrigeration zone: 222 litres
- 5 safety glass shelves of which 4 are height adjustable
- 5 large door shelves

Freshness System:

- Vegetable container with wavy bottom

Freezer Section:

- Freezer capacity: 72 litres
- Freezing capacity: 6 kg in 24 hours
- Storage time in power failure: 13 Hours
- 3 transparent freezer drawers
- Freezing calendar

Dimensions:

- Dimensions: H 177.2 cm x L 54.1 cm x D 54.5 cm
- Niche Dimension (HxWxD): 177.5 cm x 56.2 cm x 55 cm

Technical Information:

- Door right hinged, reversible

Serie | 6
KUL15A60M
Build-under Refrigerator
Flat Hinge



Energy efficiency class ***

Main Features:

- Energy Efficiency Class: A++
- Total capacity: 131 litres
- Ventilation in plinth, no cut-out in the worksurface necessary
- Variable plinth adaption
- Height adjustable feet, back feet can be adjusted from front
- Mechanical control
- 1 compressor/1 cold circuit
- Automatic defrost in fridge section

Fridge Section:

- Fridge section capacity: 116 litres
- 2 safety glass shelves of which 1 are height adjustable, one with slide under half shelf facility incl. one double extendable shelf above vegetable container
- Vegetable container, Pull out drawer

Freezer Section:

- Freezer capacity: 15 litres
- Freezing capacity: 2 kg in 24 hours
- Ice cube tray, Ice cube tray
- 1 large door shelves

Technical Information:

- Door right hinged, reversible
- Storage time in power failure: 12 Hours
- Dimensions: H 82 cm x L 59.8 cm x D 54.8 cm
- Niche Dimension (HxWxD): 82 cm x 60 cm x 55 cm
- Climate Class SN-ST

Accessories:

- 1 x egg tray, 1 x ice cube tray

Serie | 4
KIV87VS30M
Built-in Fridge Freezer, Bottom
Freezer



Performance and Consumption:

- Energy Efficiency Class: A++
- Total capacity: 274 litres
- Airborne acoustical noise emissions: 38 dB dB(A) re 1 pW
- Climate Class SN-T

Design:

- Easy clean interior

Comfort and Safety:

- LED electronic control
- Automatic defrost in fridge section

Fridge Section:

- Capacity refrigeration zone: 209 litres
- 5 safety glass shelves of which 4 are height adjustable
- 5 large door shelves

Freshness System:

- Vegetable container with wavy bottom

Freezer Section:

- Freezer capacity: 63 litres
- Freezing capacity: 3 kg in 24 hours
- Storage time in power failure: 13 Hours
- 3 transparent freezer drawers
- Freezing calendar

Dimensions:

- Dimensions: H 177.2 cm x L 54.1 cm x D 54.5 cm





Built-in Washing Machines.



3456_BSH_CATALOGUE_AU7.indd 87

Built-In Washing Machine/Washer Dryer

Serie | 2 WIA24201GC, Automatic Washing Machine, Fully Integrated



Main Features:

- Rated capacity: 7 kg
- Energy Efficiency Class: A++
- Noise level washing: 56 dB

Programmes:

- Special programmes: Easy care Plus, Night wash, AllergyPlus, Sportswear, Wool, Delicates/silk

Options:

- Buttons: Start/pause, Temperature, Spin speed reduction, Start delay, Aqua Plus

Comfort and Safety:

- Multiple water protection
- Display for programme progress, Temperature, Spin speed, Remaining time and 24-hour end time delay
- Fully electronic control dial for all wash and special programmes
- Aquatronic wash system
- ActiveWater™: Automatic load adjustment system
- Foam detection system
- Unbalanced load detection
- Noise insulation: Bottom cover
- 30 cm-porthole, white with 95° opening door
- Metal door closing hook
- Door hinging interchangeable

Technical Information:

- Dimensions (HxWxD): 82 cm x 59.5 cm x 56.5 cm
- Fully integratable

Serie | 4 WKD28351GC, Automatic Washer Dryer, Fully Integrated



Main Features:

- Capacity: 7 kg washing - 4 kg drying
- Non-stop wash and dry programme 4 kg
- Spin speed selection 1400 to 600 rpm
- Noise level washing (dB): 57
- Noise level spinning (dB): 74

Special Programmes:

- Mixed load, rinsing/spinning, Drain / Spin, wool, delicates/silk
- Special programmes drying: Fluff-removal cycle

Options:

- Start, Spin speed reduction, drying and 24 h Start delay

Comfort and Safety:

- Multiple water protection
- Display for programme progress indication, remaining time and 24 h end time delay
- Fully electronic control dial for all wash- and special programmes
- Timed programmes
- Aquatronic wash system
- ActiveWater™: automatic load adjustment system
- Foam detection system
- Unbalanced load detection
- Buzzer at end of programme
- Porthole with glass cover
- Door hinging left
- Metal door closing hook
- Magnetic porthole lock for immediate doorway at end of programme

Technical Information:

- Adjustable base height: 16.5 cm
- Adjustable base depth: 6 cm
- Dimensions (HxWxD): 82.0 cm x 59.5 cm x 58.4 cm
- Fully integratable

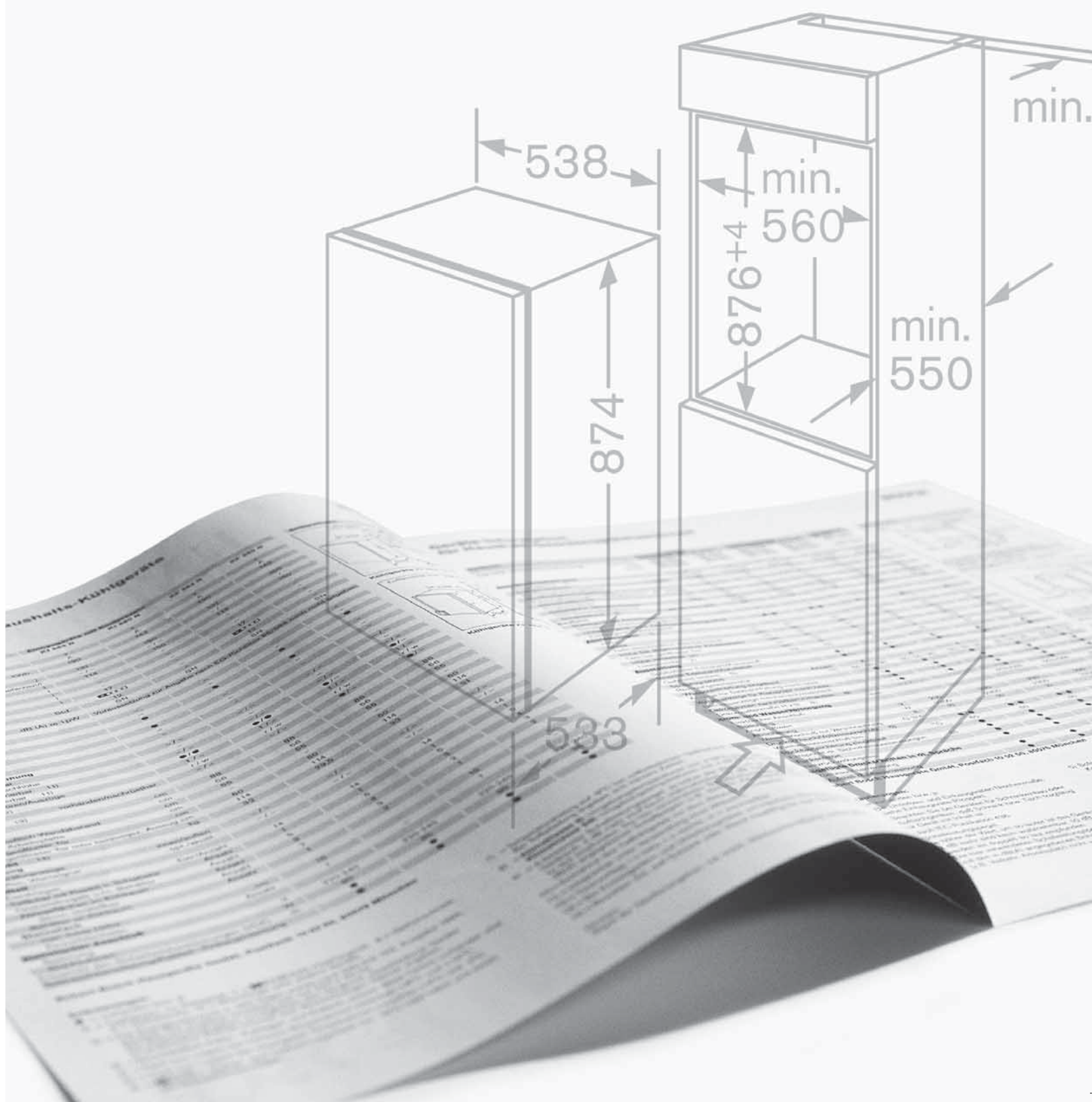
3456_BSH_CATALOGUE_AU7.indd 89



BOSCH
Invented for life



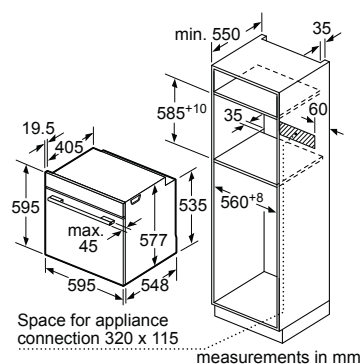
Product specification and installation guide.
For Built-in products.



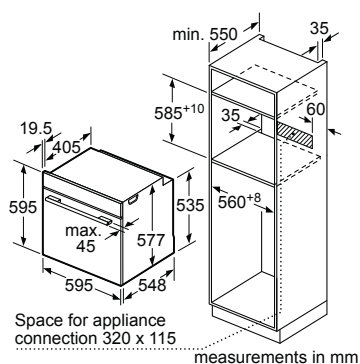
3456_BSH_CATALOGUE_AU7.indd 91

Built-In Ovens Technical Diagrams.

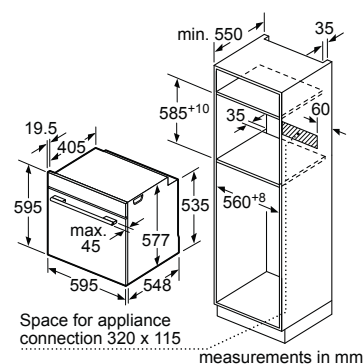
All the dimensions are in millimeters.



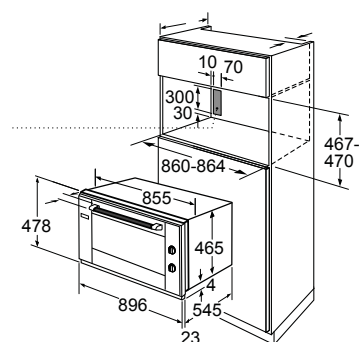
HBG655BS1M
Stainless Steel, Oven



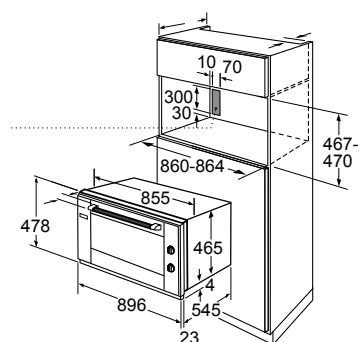
HBG656RS1M
Stainless Steel, Oven



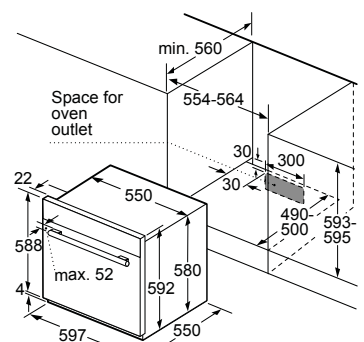
HBG632BS1M
Stainless Steel, Oven



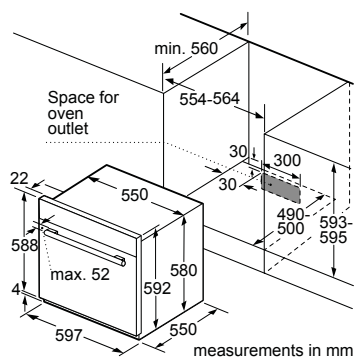
HVA541NSO
Brushed Steel Built-in Single Oven,
90 cm Black



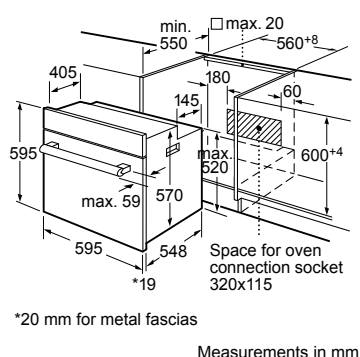
HVA331BSO
Brushed Steel Built-in Single Oven, 90 cm



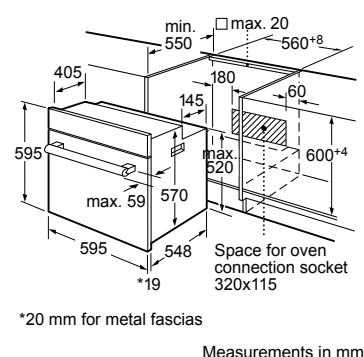
HGL10G050M
Stainless Steel Gas Oven



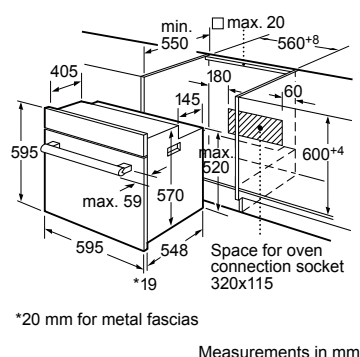
HGL10E150
Stainless Steel Gas Built-in Oven



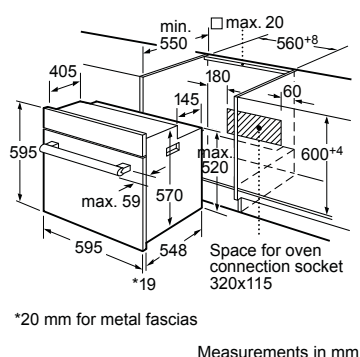
HBN559E3M
Brushed Steel Built-in Single Oven Black



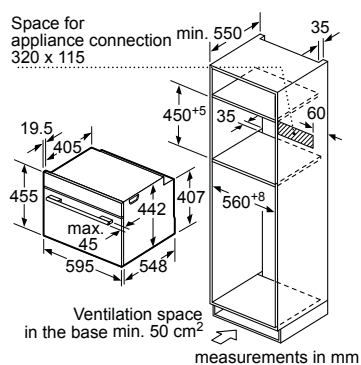
HBN559E1M
Brushed Steel Built-in Single Oven



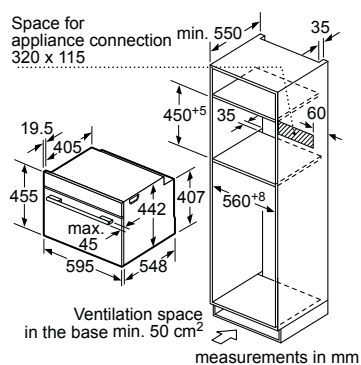
HBN231E2M
Brushed Steel Built-in Single Oven



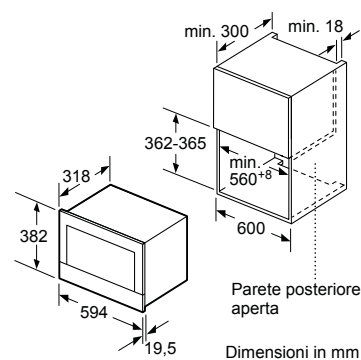
HBN211E2M
Brushed Steel Built-in Single Oven



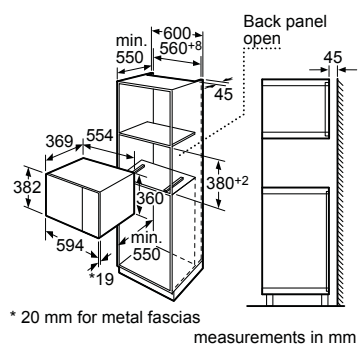
CMG656BS1M,
Compact Oven with Microwave Stainless Steel



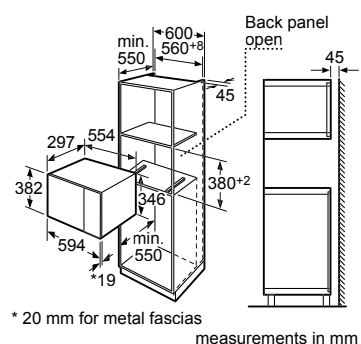
CMG633BS1M,
Compact Oven with Microwave Stainless Steel



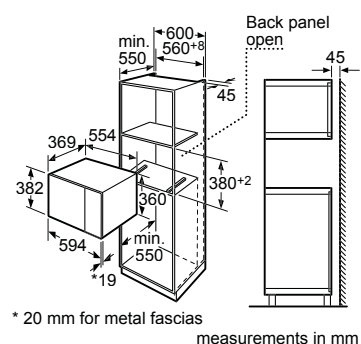
BEL634GS1M
Built-in Microwave Stainless Steel



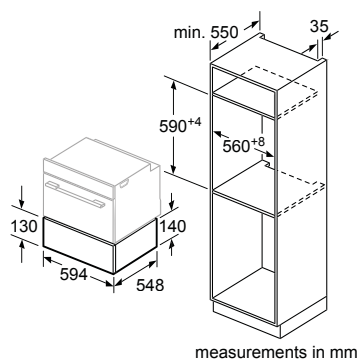
HMT84G654M
Brushed Steel Microwave Oven with Grill



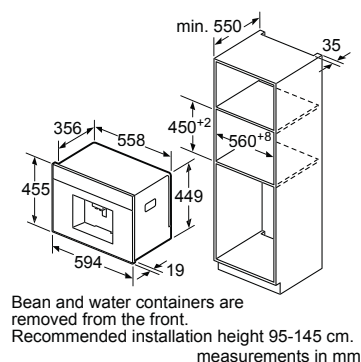
HMT75M654M
Brushed Steel Built-in Microwave Oven



HMT84G451M
Brushed Steel Microwave Oven



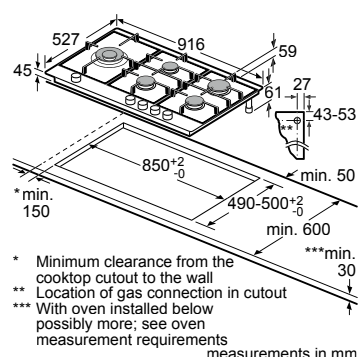
BIC630NS1M,
Warming Drawer Stainless Steel



CTL636ES1
Fully-automatic Coffee Maker Stainless Steel

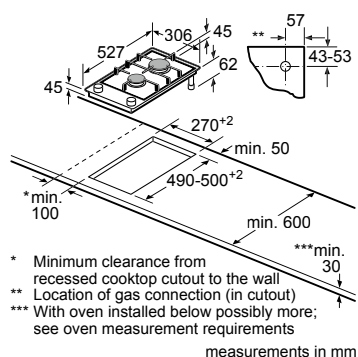
Built-In Hobs Technical Diagrams.

All the dimensions are in millimeters.



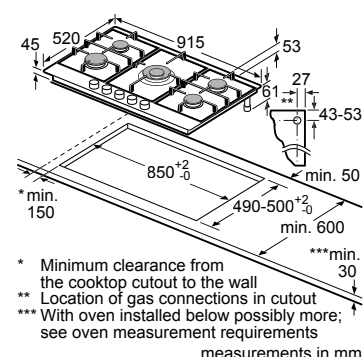
PRS9A6D70M

Gas Hob, 90 cm Ceramic



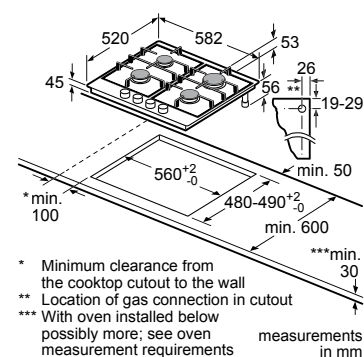
PRB3A6D70M

Gas Hob, 30 cm Ceramic



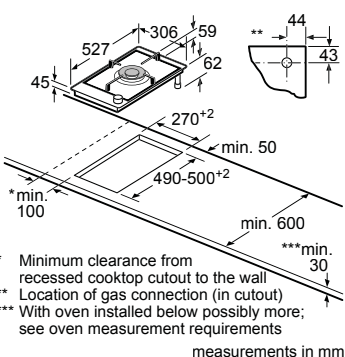
PCR9A5B90M

Gas Hob, 90 cm Brushed Steel



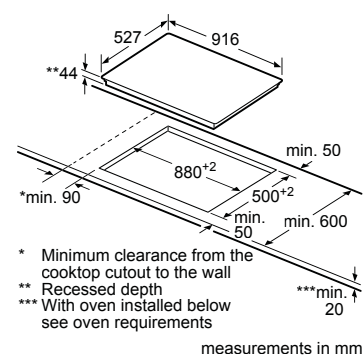
PCP6A5B90M

Gas Hob, 60 cm Brushed Steel



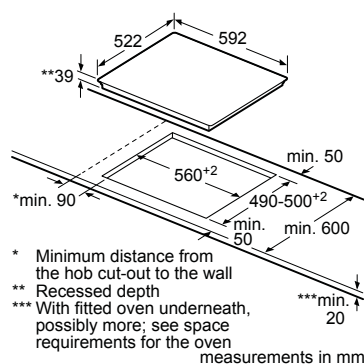
PBP6C5B60M

Gas Hob with Integrated Controls, 60 cm Brushed Steel



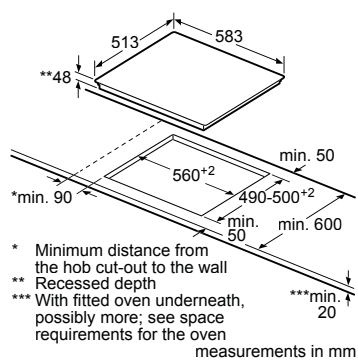
PKV975DC1M

Ceramic Hob, 90 cm



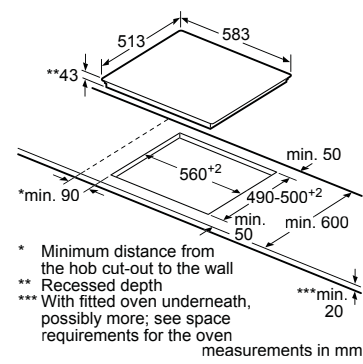
PKE611F17Q

Ceramic Hob, 60 cm



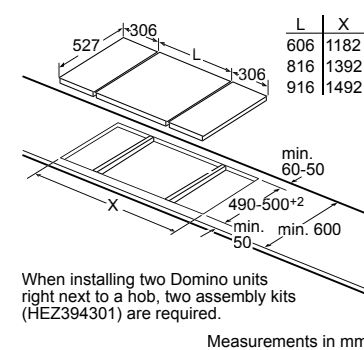
PKF645K17Q

Frame Design Brushed Steel, 60 cm Ceramic Hob



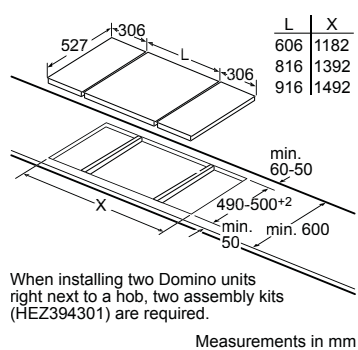
PKF645B17M

Frame Design Brushed Steel, 60 cm Ceramic Hob



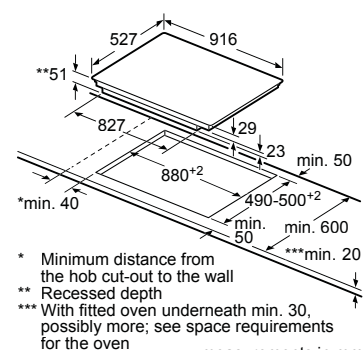
PKF375CA1E

Brushed Steel Comfort Profile, 30 cm Domino Ceramic



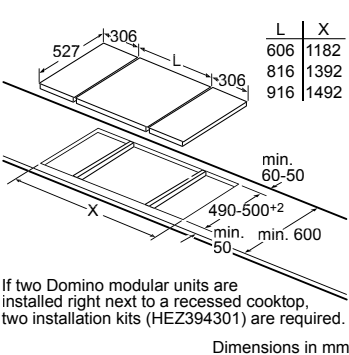
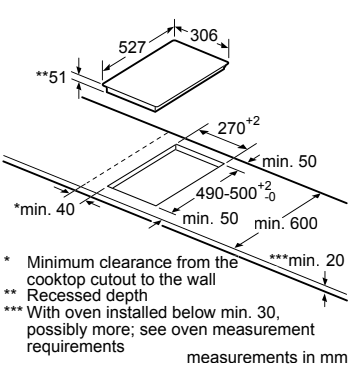
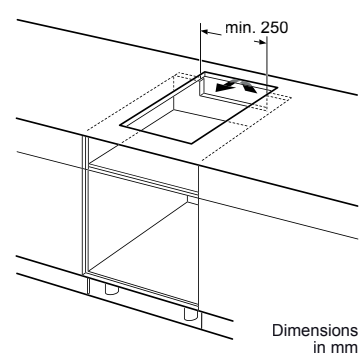
PKU375CA1M

Brushed Steel Comfort Profile, 30 cm Barbecue Grill

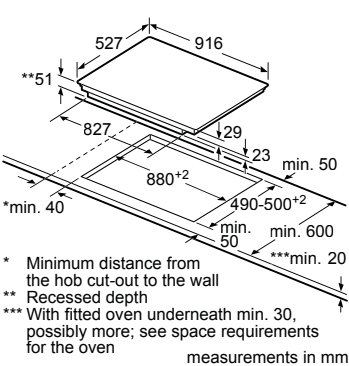
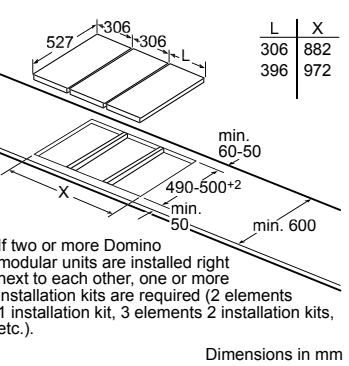
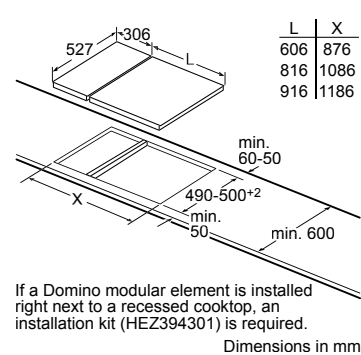


PXX975DC1E

Brushed Steel, Comfort Profile, 90 cm Ceramic Hob



PXX675DC1E
Brushed Steel, Comfort Profile, 60 cm
Ceramic Hob



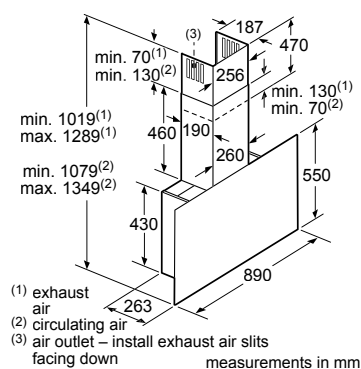
If a Domino modular element is installed right next to a recessed cooktop, an installation kit (HEZ394301) is required.

If two or more Domino modular units are installed right next to each other, one or more installation kits are required (2 elements 1 installation kit, 3 elements 2 installation kits, etc.).

PXX375FB1E
Brushed Steel, Comfort Profile

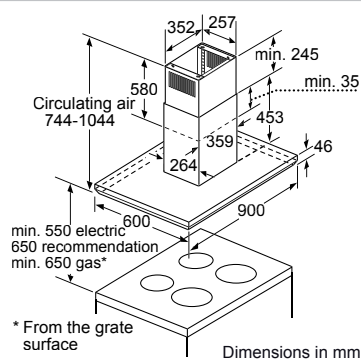
Built-In Hoods Technical Diagrams.

All the dimensions are in millimeters



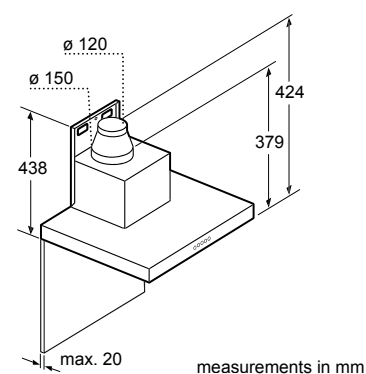
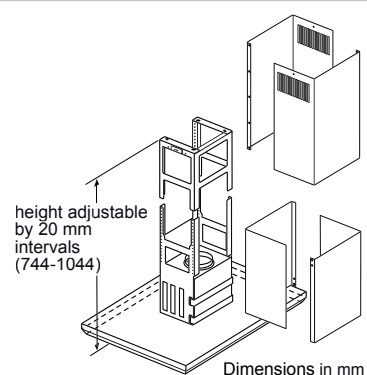
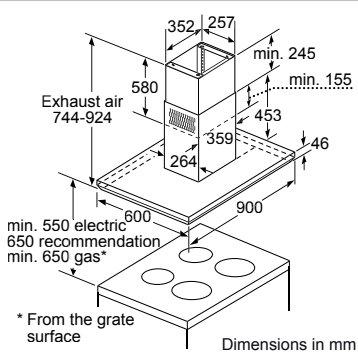
DWF97RV60B

Flat Design Chimney Hood, 90 cm
Black with Glass Canopy



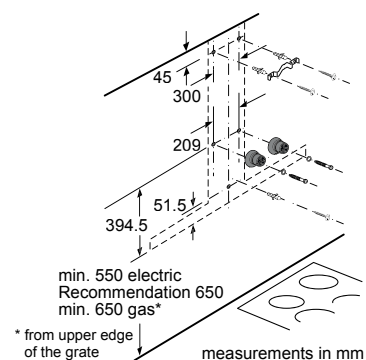
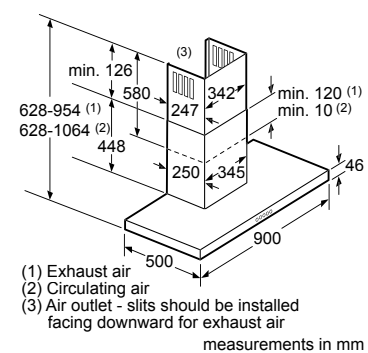
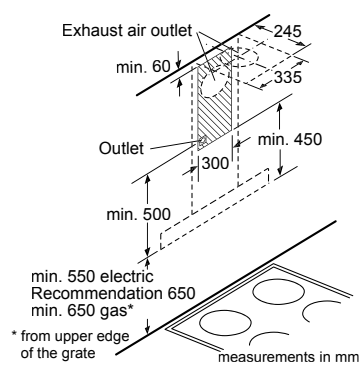
DIB091U51B

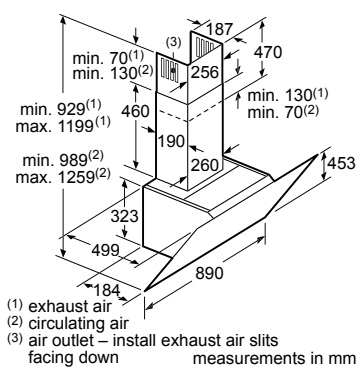
Box Design Island Chimney Hood, 90 cm
Brushed Steel



DWB098J50B

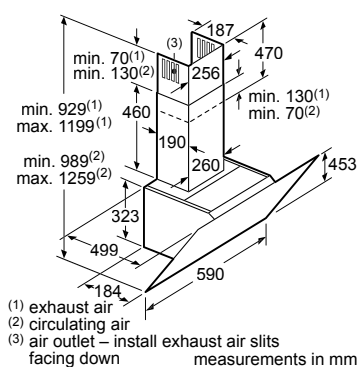
Box Design Chimney Hood, 90 cm
Brushed Steel





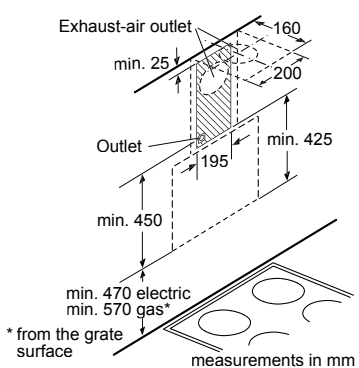
DWK97HM60B

Inclined Design Chimney Hood, 90 cm
Black with Glass Canopy



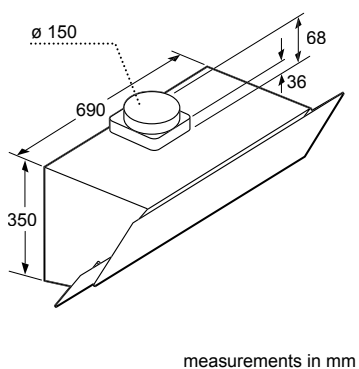
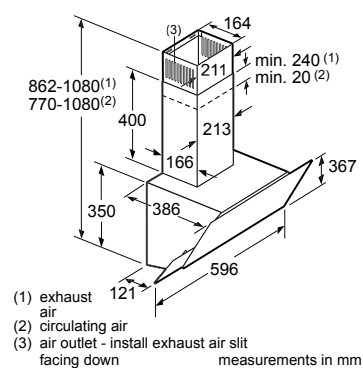
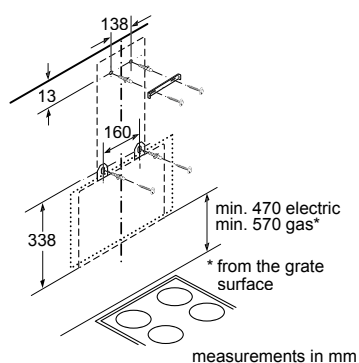
DWK67HM60B

Inclined Design Chimney Hood, 60 cm
Black with Glass Canopy



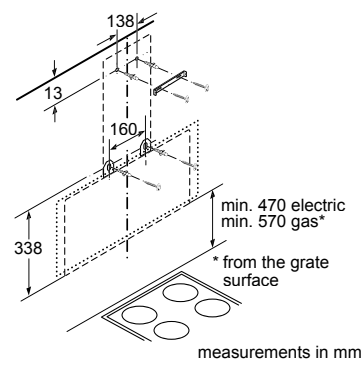
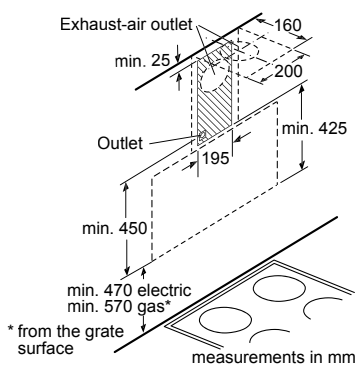
DWK065G60M

Inclined Design Chimney Hood, 60 cm Black



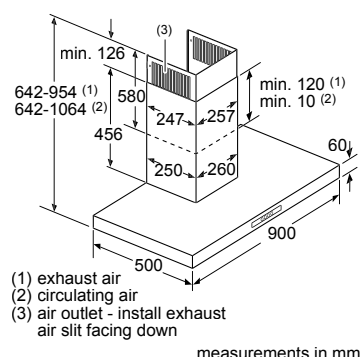
DWK095G60M

Inclined Design Chimney Hood Black



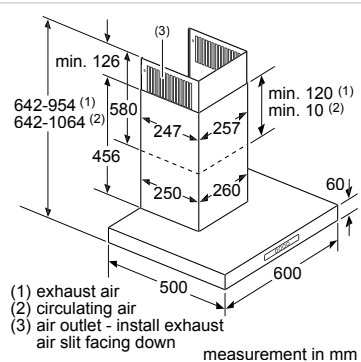
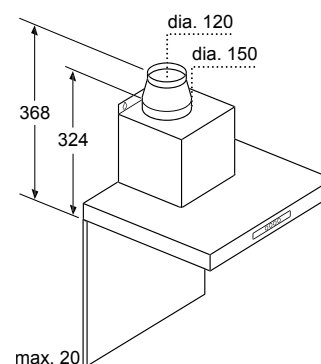
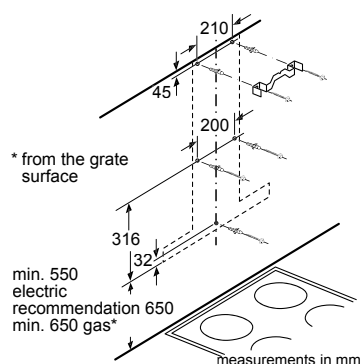
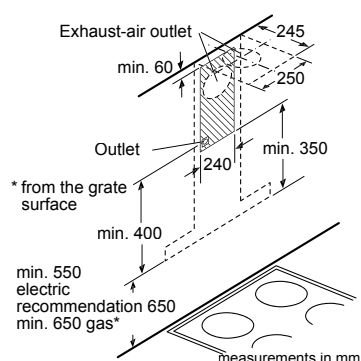
Built-In Hoods Technical Diagrams.

All the dimensions are in millimeters.



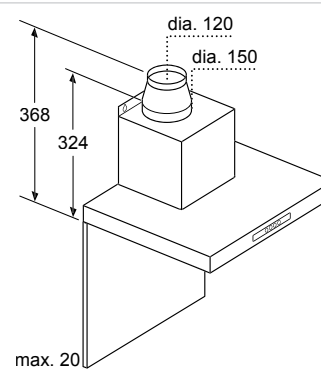
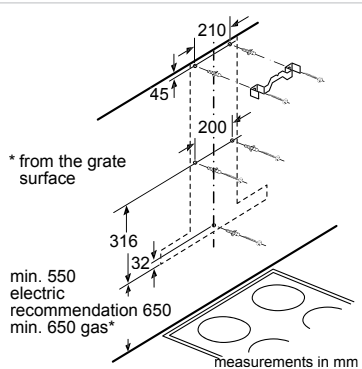
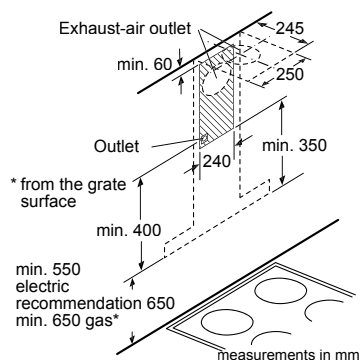
DWB09W452B

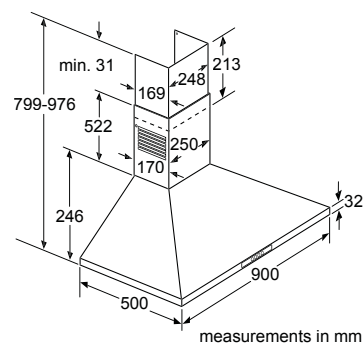
Box Design Chimney Hood, 90 cm
Brushed Steel



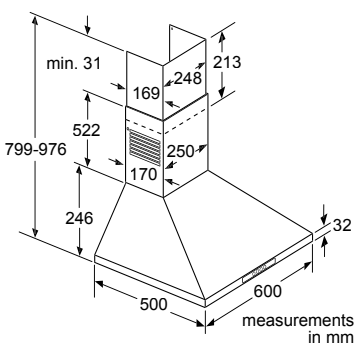
DWB06W452B

Box Design Chimney Hood, 60 cm
Brushed Steel

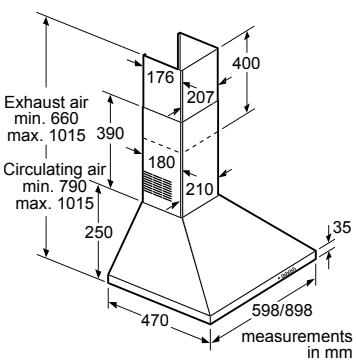




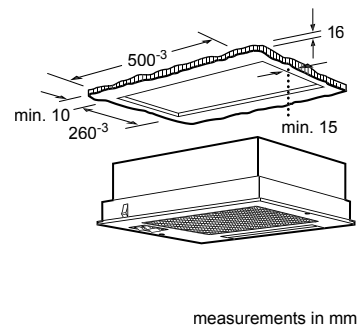
DWW09W450B
Pyramidal Design Chimney Hood, 90 cm
Brushed Steel



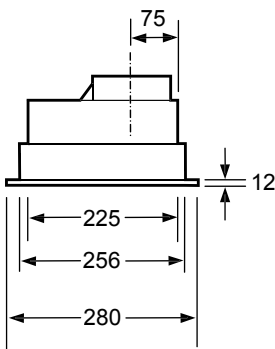
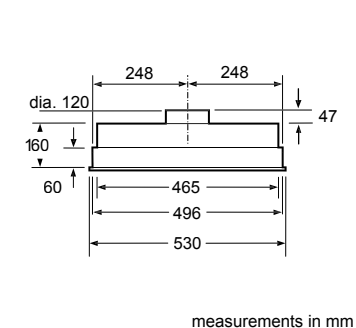
DWW06W450B
Pyramidal Design Chimney Hood, 60 cm
Brushed Steel



DWP64CC50M
Pyramidal Design Chimney Hood, 60 cm
Brushed Steel

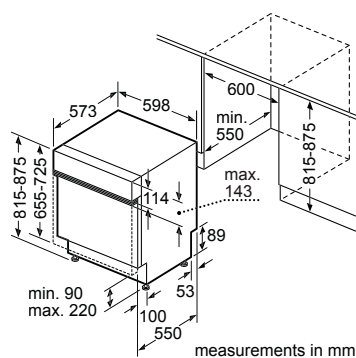


DHL535BGB
Silver Metallic Canopy Hood, 50 cm

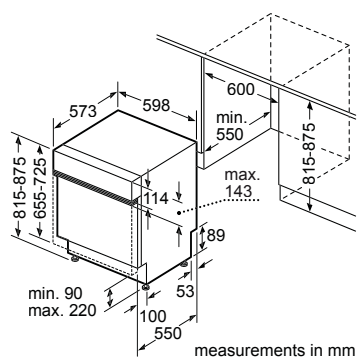


Built-In Dishwashers Technical Diagrams.

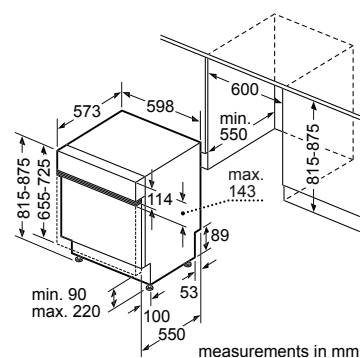
All the dimensions are in millimeters.



SMI53D05GC
Dishwasher Built-In, 60 cm White



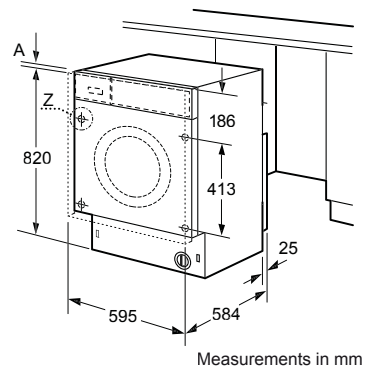
SMI68MS10M
Dishwasher Built-In, 60 cm White



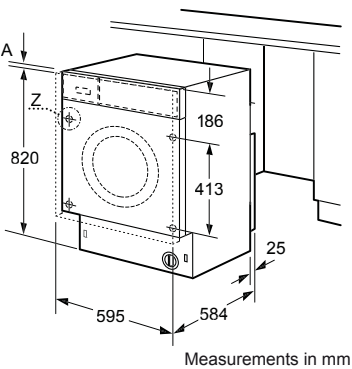
SMV50E00GC
Dishwasher Built-In, 60 cm White

Built-in Washing Machine Technical Diagrams.

All the dimensions are in millimeters.



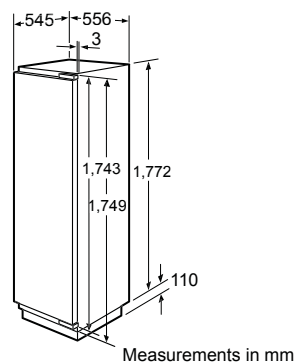
WIA24201GC
Automatic Washer-Dryer, Fully Intergrated



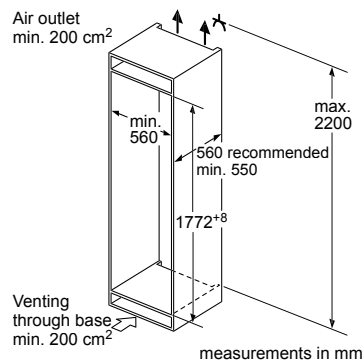
WKD28351GB
Automatic Washer-Dryer, Fully Intergrated

Built-in Refrigerator Technical Diagrams.

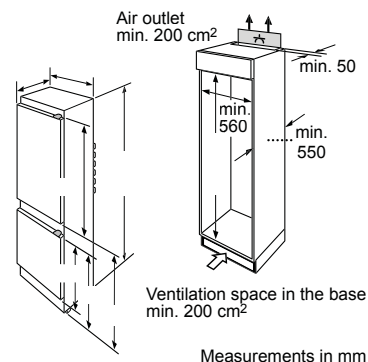
All the dimensions are in millimeters.



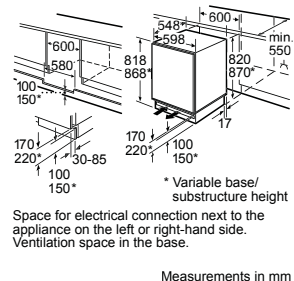
GIN38A55M
Built-in Tall Freezer NoFrost



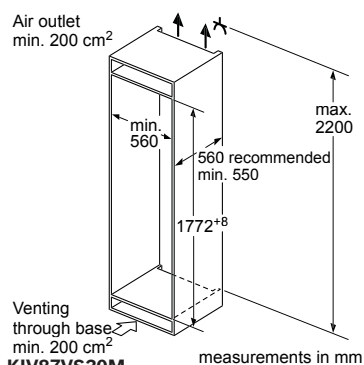
KIR81AF30M
SmartCool Built-in/under Fridge



KIV38X22GB
Built-in Fridge Freezer, Bottom Freezer
Sliding Hinge



KUL15A60M
Build-under Refrigerator
Flat Hinge



min. 200 cm² measurements in
KIV87VS30M
Built-in Fridge Freezer, Bottom Freezer

Notes:

The more the capacity,
the more the convenience.
Bosch XXL fridges.



Cutting-edge technology that cuts energy costs too.

At Bosch, we take energy efficiency very seriously and we work hard to make our cooling products some of the most energy-efficient performers in the industry.



Save energy with the Bosch fridge or freezer

Unlike your washing machine or dishwasher, your fridge or freezer is on 24 hours a day, so it is especially important that the appliance does not waste energy.

Our cooling products are among the most energy-efficient performers in the industry, minimising environmental damage and saving you money.

Longer-lasting is good for the environment

Thanks to the advanced technology incorporated into each and every Bosch refrigeration appliance, food stays fresher for longer. That means less food ends up in the rubbish bin. Plus, more food can be bought in bulk, which means fewer shopping trips and less waste of natural resources.

Look out for this Bosch energy efficiency symbol as it is there to help you identify our most energy-efficient models.





For food that stays fresh for longer.

The features that set us apart.

VitaFresh

With its temperature and humidity control sliders, VitaFresh can keep your food fresh for 2x longer, making your life more easy and healthy.

Separate cooling systems

Separate evaporators for the fridge and freezer sections not only prevent the transfer of smell, but also allow the fridge and freezer temperatures to be controlled separately.

Active Cooling

The temperature within a conventional fridge can be uneven, since warmer air rises. Bosch Active Cooling solves this problem by blowing cold air into all areas of the fridge by fan or rear wall venting. Electronic sensors maintain a constant temperature throughout the compartment to +/-10°C. Your food is protected against bacterial growth, and is kept fresh for longer.

Electronic temperature control

Accurate temperature control is essential to maximise the freshness of your food. Our premium fridge freezers feature accurate electronic control and temperature display for both fridge and freezer sections.

MultiAirflow Cooling

The MultiAirflow Cooling function greatly improves circulation of air around the fridge, regulating temperature and humidity levels and eradicating condensation build-up, so that your food stays fresher for longer.

SuperCool

Putting new food into your fridge causes the internal temperature to increase, so your fridge has to work harder to cool down and the food already stored in there can get warmer. The SuperCool function will prepare your fridge by rapidly reducing the temperature, keeping the contents cool, and quickly cooling the new groceries down to 2°C.

SuperFreeze

Adding new food to the freezer raises the internal temperature, and the freezer has to work harder to avoid food already in there from warming up, and possibly even part-defrosting. The SuperFreeze function rapidly lowers the temperature in the freezer, ensuring that the food is frozen quickly, while the surrounding frozen food stays frozen. So even when the door is open for longer periods, the contents are protected.

AirFresh Filter

The AirFresh Filter ensures that odours in the fridge are reduced, and the transfer of food smells is minimised.

Ice cold service

Help yourself whenever you want with the ice/water dispenser for drinking water, crushed ice and ice cubes. Use the Quick Ice function when in a hurry. Add to that the water filter and exceptionally bright LED light to give you a fantastic experience.

NoFrost

Available on select models, this innovative system eliminates the formation of ice on food and the freezer interior, meaning you never have to worry about defrosting again. Intelligent electronics ensure that the defrost operation is only initiated when the appliance actually needs it.

Auto defrost

Automatically defrosts the fridge at regular intervals without the need to switch off the appliance or remove the food stored.

Freezer compartment with individual freezing elements

Bosch freezer compartments allow food to be stored below -18°C so that it can be stored for longer. All standard (non-frost-free) Bosch freezer drawers feature individual freezing elements which ensure an even temperature throughout the freezer, as well as efficient freezing in every drawer.

BigBox

This extra large freezer drawer means you can store bulky frozen goods or stack freezer containers.

LED Light

Brilliant, even light to help you see inside the whole fridge interior more clearly, ensuring that you use your fridge space as efficiently as possible. Elegantly integrated into the top or side of the fridge compartment, the light is unlikely to be blocked by food, giving you constant illumination every time you open the fridge door.

Extendable GlassShelf

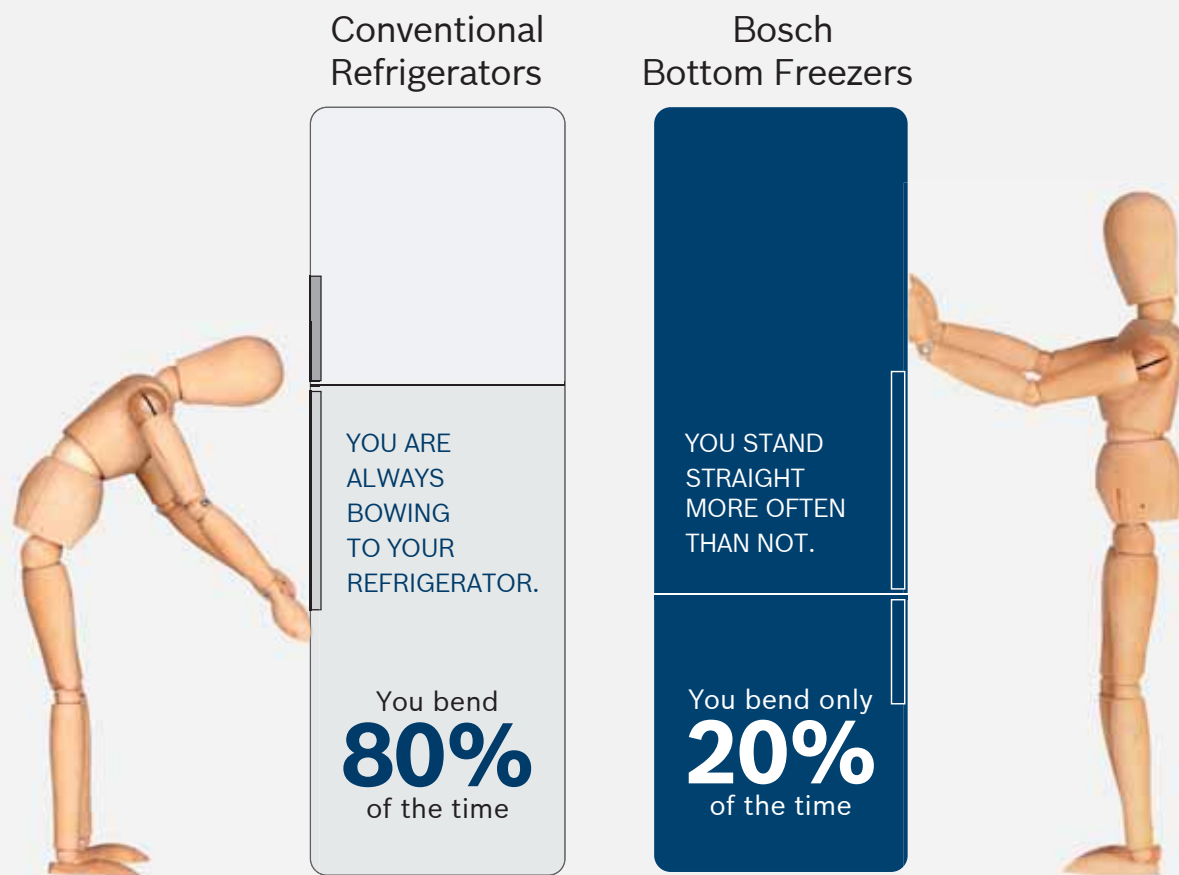
Our shelves glide in and out effortlessly, enabling you to reach your food from the back and front of the fridge. Available on all fridge freezers.



Say goodbye to Fridgearitis. Say hello to a Bosch Bottom Freezer Refrigerator.

Ergonomically-designed Bottom Freezer Refrigerators to keep
backaches away.

Bosch refrigeration products are packed with innovative features and storage solutions that keep your food fresh for longer. And now, our refrigerators with bottom freezers will also ensure that backaches, because of constant bending, will be a thing of the past. Ergonomically-designed specifically with your active lifestyle as a modern homemaker in mind, these refrigerators will ensure that you bend less.





Freshness systems for perfect, crisp, fresh food.

We know how important it is to eat healthy, so our freshness systems help ensure you benefit from all the vitamins and minerals in the food you buy. Bosch state-of-the-art cooling technology brings you a range of freshness systems for every lifestyle.

Perfect storage solutions

In 1933, Bosch introduced the first domestic fridge. Today, our refrigerators are as innovative as ever. As well as being pioneers in product design, our commitment to the environment led us to design appliances that not only save money, but also care for the environment.

With state-of-the-art features such as SuperFreeze, chiller-safe and EasySlide crisper drawers, Bosch refrigerators provide the perfect storage solutions.





Lettuce
Day 14



With VitaFresh



Without VitaFresh

Peaches
Day 20



With VitaFresh



Without VitaFresh

Strawberries
Day 5



With VitaFresh



Without VitaFresh

VitaFresh

With its temperature and humidity control sliders, VitaFresh can keep your food fresh for 2x longer, making your life more easy and healthy.

CrisperBox vegetable drawer

Our fantastic new CrisperBox vegetable drawer offers an additional 37% more storage space for your fruits and vegetables. The manual humidity adjustment lever also stores them in the ideal environment so that your food stays fresh for longer. And for easy access, we have installed a slide out system so you can easily access what's there, even at the back of the drawer.

BottleRack

Provides space for up to three bottles and safely clicks into the frame of glass shelves.

Non-spill safety glass shelves

The shelves within the fridge are made from toughened safety glass, providing a strong, stable storage shelf within the fridge. The plastic border ensures that small spillages do not filter down into the shelves below. For maximum convenience, some shelves are height-adjustable, allowing you to maximise the interior storage space.

Easy-slide crisper drawers

The easy-slide fruit and vegetable crisper drawers work effortlessly on specially designed runners. The larger capacity means you can store even more meat, fish, fruits and vegetables.

Dairy compartment

The dairy compartment comes with a lid that protects the contents from taste and odour transfer.

In-door ice pack storage

Bosch KGN bottom-mount fridge freezers include a neat storage compartment in the door, which is ideal for ice packs, pastry sheets, or other small items.

Dishwasher-safe

Most of the interior fittings of our fridges can be washed occasionally in a dishwasher for an extra thorough clean.

Transparent drawers

Durable see-through drawers provide an at-a-glance view of the contents, which keeps the time the door is open to a minimum and saves energy consumption.

Reversible hinging

Bosch refrigerators offer the added versatility of reversible hinging. This means you can change the opening side of both your freezer and refrigerator.

3456_BSH_CATALOGUE_AU7.indd 113

Cooling Appliances Bottom Freezers

Serie | 8 KGN56PI30M NoFrost, Bottom Freezer Doors Inox EasyClean



Energy efficiency class ★★

Performance and Consumption:

- Energy Efficiency Class: A++
- Energy consumption: 324 kWh/yr
- Gross capacity 554 litres
- Noise level: 42 dB(A) re 1 pW

Design:

- Doors inox EasyClean, side panels inox colored
- Bar handle, stainless steel
- LED with Soft Start in fridge section

Comfort and Safety:

- NoFrost - never again defrosting!
- Premium Touchcontrol electronic
- Supercool function
- Super freezing with automatic switch off
- Optical and acoustic door open warning system
- Holiday mode
- Economy setting
- Child lock

Fridge Section:

- Net fridge capacity: 375 litres
- Multi Airflow-System
- AirFreshfilter
- 4 safety glass shelves of which 3 are height adjustable, 3 x EasyAccess Shelf, extendable
- 3 door bins

Freshness System:

- VitaFresh pro: keeps fruit, vegetables, fish and meat fresh for up to three times as long

Freezer Section:

- Net capacity **** freezer: 105 litres
- 2 transparent freezer drawers
- Calendar frozen food

Dimensions:

- Dimensions (HxWxD): 193 cm x 70 cm x 80 cm

Technical Information:

- Door right hinged, reversible
- Height adjustable front feet, rolls in the back
- Climate Class: SN-T
- Connected load: 100 W
- Nominal voltage: 220 - 240 V

Accessories:

- 3 x egg tray, 1 x ice cube tray with lid

Serie | 6 KGN86AI30M NoFrost, Bottom Freezer Doors Inox EasyClean



Energy efficiency class ★★

Performance and Consumption:

- Energy Efficiency Class: A++
- Energy consumption: 378 kWh/yr
- Gross capacity 682 litres
- Noise level: 42 dB(A) re 1 pW

Design:

- Doors inox EasyClean, side panels inox colored
- Bar handle, stainless steel
- LED with Soft Start in fridge section

Comfort and Safety:

- NoFrost - never again defrosting!
- Premium Touchcontrol electronic
- Supercool function
- Super freezing with automatic switch off
- Optical and acoustic door open warning system
- Holiday mode
- Economy setting
- Child lock

Fridge Section:

- Net fridge capacity: 479 litres
- Multi Airflow-System
- AirFreshfilter
- 4 safety glass shelves of which 3 are height adjustable, 3 x EasyAccess Shelf, extendable
- 3 door bins

Freshness System:

- VitaFresh plus: keeps fruit, vegetables, fish and meat fresh for up to two times as long

Freezer Section:

- Net capacity **** freezer: 140 litres
- 2 transparent freezer drawers
- Calendar frozen food

Dimensions:

- Dimensions (HxWxD): 186 cm x 86 cm x 84 cm

Technical Information:

- Door right hinged, reversible
- Height adjustable front feet, rolls in the back
- Climate Class: SN-T
- Connected load: 100 W
- Nominal voltage: 220 - 240 V

Accessories:

- 3 x egg tray, 1 x ice cube tray with lid

Serie | 6
KG N76AI30M
NoFrost, Bottom Freezer
Doors Inox EasyClean



Energy efficiency class ★★★★★

Performance and Consumption:

- Energy Efficiency Class: A++
- Energy consumption: 335 kWh/yr
- Gross capacity 578 litres
- Noise level: 42 dB(A) re 1 pW

Design:

- Doors inox EasyClean, side panels inox colored
- bar handle, stainless steel
- LED with Soft Start in fridge section

Comfort and Safety:

- NoFrost - never again defrosting!
- Premium Touchcontrol electronic
- Supercool function
- Super freezing with automatic switch off
- Optical and acoustic door open warning system
- Holiday mode
- Economy setting
- Child lock

Fridge Section:

- Net fridge capacity: 406 litres
- Multi Airflow-System
- AirFreshfilter
- 4 safety glass shelves of which 3 are height adjustable, 3 x EasyAccess Shelf, extendable
- 3 door bins

Freshness System:

- VitaFresh plus: keeps fruit, vegetables, fish and meat fresh for up to two times as long

Freezer Section:

- Net capacity **** freezer: 115 litres
- 2 transparent freezer drawers
- Calendar frozen food

Dimensions:

- Dimensions (HxWxD): 186 cm x 75 cm x 84 cm

Technical Information:

- Door right hinged, reversible
- Height adjustable front feet, rolls in the back
- Climate Class: SN-T
- Connected load: 100 W
- Nominal voltage: 220 - 240 V

Accessories:

- 3 x egg tray, 1 x ice cube tray with lid

Serie | 4
KG N56VI30M
NoFrost, Bottom Freezer
Doors Inox EasyClean



Energy efficiency class ★★★★★

Performance and Consumption:

- Energy Efficiency Class: A++
- Energy consumption: 325 kWh/yr
- Gross capacity 559 litres
- Noise level: 42 dB(A) re 1 pW

Design:

- Doors inox EasyClean, side panels inox colored
- Integrated vertical handle
- LED with Soft Start in fridge section

Comfort and Safety:

- NoFrost - never again defrosting!
- Separate, electronic temperature control, LED indicators
- Supercool function
- Super freezing with automatic switch off
- Optical and acoustic door open warning system
- Economy setting

Fridge Section:

- Net fridge capacity: 400 litres
- Multi Airflow-System
- AirFreshfilter
- 4 safety glass shelves of which 3 x EasyAccess Shelf, extendable
- 4 door bins
- Pull-out tray with Breakfast box

Freshness System:

- VitaFresh: keeps fresh food crisp for longer

Freezer Section:

- Net capacity **** freezer: 105 litres
- Storage time in power failure: 24 h
- 2 transparent freezer drawers
- Calendar frozen food

Dimensions:

- Dimensions (HxWxD): 193 cm x 70 cm x 80 cm

Technical Information:

- Door right hinged, reversible
- Height adjustable front feet, rolls in the back
- Climate Class: SN-T
- Connected load: 100 W
- Nominal voltage: 220 - 240 V

Accessories:

- 3 x egg tray, 1 x ice cube tray with lid

Serie | 2
KG36NL30M
NoFrost, Bottom Freezer
Doors Stainless Steel Look



Energy efficiency class ***

Performance and Consumption:

- Energy Efficiency Class: A+
- Energy consumption: 322 kWh/yr
- Total capacity: 329 litres
- Airborne acoustical noise emissions: 43 dB dB(A) re 1 pW

Design:

- Door inox EasyClean, side panels Metallic chrome
- Stainless steel vertical bar handle
- LED interior light in fridge section

Comfort and Safety:

- NoFrost
- Freezer LED electronic control, Fridge manually adjustable
- Automatic deactivation

Fridge Section:

- Net Fridge capacity 215 litres
- Multi Airflow-System
- 4 safety glass shelves of which 2 are height adjustable,
- 4 large door shelves

Freshness System:

- 1 vegetable with humidity control - keeps fruit and vegetables fresh!
- Chiller - keeps fish and meat up to 2 x longer fresh

Freezer Section:

- Net Freezer capacity: 871 litres
- Freezing capacity: 8 kg in 24 hours
- Storage time in power failure: 14 Hours
- Quick Freezer
- Easy twist ice box, Easy twist ice box
- 1 plastic shelf

Dimensions:

- Dimensions (HxWxD): 185 cm x 70 cm x 65 cm

Technical Information:

- Door right hinged, reversible
- Height adjustable front feet, roles in the back
- Climate Class SN-T
- Connection load: 150 W
- Rated Voltage 220 - 240 V

Accessories:

- 3 x egg tray

Serie | 4
KG57VL20M
NoFrost, Bottom Freezer
Doors Stainless Steel Look



Energy efficiency class ***

Performance and Consumption:

- Energy Efficiency Class: A+
- Energy consumption: 373 kWh/yr
- Total capacity: 507 litres
- Airborne acoustical noise emissions: 43 dB dB(A) re 1 pW

Design:

- Metallic chrome
- Vertical bar handle
- LED interior light in fridge section

Comfort and Safety:

- NoFrost
- Freezer LED electronic control, Fridge manually adjustable
- Automatic deactivation

Fridge Section:

- Net capacity refrigeration zone: 373 litres
- Multi Airflow-System
- 4 safety glass shelves of which 2 are height adjustable,
- 4 large door shelves

Freshness System:

- 1 vegetable container with humidity control - keeps fruit and vegetables fresh!
- Chiller - keeps fish and meat up to 2 x longer fresh

Freezer Section:

- Net Freezer capacity: 86 litres
- Freezing capacity: 9 kg in 24 hours
- Storage time in power failure: 15 Hours
- Quick Freezer
- Easy twist ice box, Easy twist ice box
- 1 plastic shelf

Dimensions:

- Dimensions (HxWxD): 186 cm x 70 cm x 77 cm

Technical Information:

- Door right hinged, reversible
- Height adjustable front feet, roles in the back
- Climate Class SN-T
- Connection load: 160 W
- Rated Voltage 220 - 240 V

Accessories:

- 2 x egg tray

Cooling Appliances Top Freezers

Serie | 4
KDN46VI20M
NoFrost, Top Freezer
Doors Inox EasyClean



Energy efficiency class ***

Performance and Consumption:

- Energy Efficiency Class: A+
- Energy consumption: 322 kWh/yr
- Total capacity: 401 litres
- Airborne acoustical noise emissions: 43 dB dBA re 1 pW

Design:

- Door inox EasyClean, side panels Metallic chrome
- Stainless steel vertical bar handle
- LED interior light in fridge section

Comfort and Safety:

- NoFrost
- Freezer LED electronic control, Fridge manually adjustable
- Automatic deactivation

Fridge Section:

- Net Fridge capacity 297 litres
- Multi Airflow-System
- 4 safety glass shelves of which 2 are height adjustable,
- 4 large door shelves

Freshness System:

- 1 vegetable with humidity control - keeps fruit and vegetables fresh!
- Chiller - keeps fish and meat fresh

Freezer Section:

- Net Freezer capacity: 78 litres
- Freezing capacity: 8 kg in 24 hours
- Storage time in power failure: 14 Hours
- Quick Freezer
- Easy twist ice box, Easy twist ice box
- 1 plastic shelf

Dimensions:

- Dimensions (HxWxD): 185 cm x 70 cm x 65 cm

Technical Information:

- Door right hinged, reversible
- Height adjustable front feet, roles in the back
- Climate Class SN-T
- Connection load: 150 W
- Rated Voltage 220 - 240 V

Accessories:

- 3 x egg tray

Serie | 4
KDN56VI20M
NoFrost, Top Freezer
Inox Colored



Energy efficiency class ***

Performance and Consumption:

- Energy Efficiency Class: A+
- Energy consumption: 373 kWh/yr
- Total capacity: 507 litres
- Airborne acoustical noise emissions: 43 dB dBA re 1 pW

Design:

- Metallic chrome
- Vertical bar handle
- LED interior light in fridge section

Comfort and Safety:

- NoFrost
- Freezer LED electronic control, Fridge manually adjustable
- Automatic deactivation

Fridge Section:

- Net capacity refrigeration zone: 378 litres
- Multi Airflow-System
- 4 safety glass shelves of which 2 are height adjustable,
- 4 large door shelves

Freshness System:

- 1 vegetable container with humidity control - keeps fruit and vegetables fresh!
- Chiller - keeps fish and meat fresh

Freezer Section:

- Freezer capacity: 381 litres
- Freezing capacity: 9 kg in 24 hours
- Storage time in power failure: 15 Hours
- Quick Freezer
- Easy twist ice box, Easy twist ice box
- 1 plastic shelf

Dimensions:

- Dimensions (HxWxD): 186 cm x 70 cm x 77 cm

Technical Information:

- Door right hinged, reversible
- Height adjustable front feet, roles in the back
- Climate Class SN-T
- Connection load: 160 W
- Rated Voltage 220 - 240 V

Accessories:

- 2 x egg tray

Freestanding Refrigerator – side-by-side

Serie | 8 KAG90AI20N NoFrost, Free-Standing-Refrigerator Side-by-Side Ice- and Water Dispenser, Home Bar Doors Inox EasyClean



Energy efficiency class ***

Performance and Consumption:

- Energy Efficiency Class: A+
- Energy consumption: 322 kWh/yr
- Gross Total capacity: 608 litres
- Airborne acoustical noise emissions: 43 dB dB(A) re 1 pW

Design:

- Door inox EasyClean, side panels Metallic chrome
- Stainless steel vertical bar handle
- LED interior light in fridge section

Comfort and Safety:

- NoFrost
- Freezer LED electronic control, Fridge manually adjustable
- Automatic deactivation

Fridge Section:

- Gross Total capacity 359 litres
- Multi Airflow-System
- 4 safety glass shelves of which 2 are height adjustable,
- 4 large door shelves

Freshness System:

- 1 vegetable with humidity control - keeps fruit and vegetables fresh!
- Chiller - keeps fish and meat up to 2 x longer fresh

Freezer Section:

- Freezer capacity: 99 litres
- Freezing capacity: 8 kg in 24 hours
- Storage time in power failure: 14 Hours
- Quick Freezer
- Easy twist ice box, Easy twist ice box
- 1 plastic shelf

Dimensions:

- Dimensions (HxWxD): 185 cm x 70 cm x 65 cm

Technical Information:

- Door right hinged, reversible
- Height adjustable front feet, roles in the back
- Climate Class SN-T
- Connection load: 150 W
- Rated Voltage 220 - 240 V

Accessories:

- 3 x egg tray

Serie | 2 KAN90VI20N NoFrost, Free-Standing-Refrigerator Side-by-Side Doors Inox EasyClean



Energy efficiency class ***

Performance and Consumption:

- Energy Efficiency Class: A+
- Energy consumption: 373 kWh/yr
- Gross Total capacity: 622 litres
- Airborne acoustical noise emissions: 43 dB dB(A) re 1 pW

Design:

- Metallic chrome
- Vertical bar handle
- LED interior light in fridge section

Comfort and Safety:

- NoFrost
- Freezer LED electronic control, Fridge manually adjustable
- Automatic deactivation

Fridge Section:

- Gross Total capacity: 373 litres
- Multi Airflow-System
- 4 safety glass shelves of which 2 are height adjustable,
- 4 large door shelves

Freshness System:

- 1 vegetable container with humidity control - keeps fruit and vegetables fresh!
- Chiller - keeps fish and meat up to 2 x longer fresh

Freezer Section:

- Net Freezer capacity: 200 litres
- Freezing capacity: 9 kg in 24 hours
- Storage time in power failure: 15 Hours
- Quick Freezer
- Easy twist ice box, Easy twist ice box
- 1 plastic shelf

Dimensions:

- Dimensions (HxWxD): 186 cm x 70 cm x 77 cm

Technical Information:

- Door right hinged, reversible
- Height adjustable front feet, roles in the back
- Climate Class SN-T
- Connection load: 160 W
- Rated Voltage 220 - 240 V

Accessories:

- 2 x egg tray

Cooling

Serie | 6
KAN60A40NE
Side by Side Fridge-Freezer
Free-Standing-Refrigerator Side-by-Side,
NoFrost Doors Stainless Steel Look



Energy efficiency class **

Main Features:

- NoFrost
- Gross Total capacity: 604 litres
- 7 segment electronic control
- Separate digital electronic temperature control for fridge and freezer section; Display control for temperature, water filter and key on the door
- Illuminated water and ice / crushed ice dispenser
- Homebar
- Door open warning tone for fridge and freezer section

Fridge Section:

- Net Fridge section capacity: 356 litres
- 3 safety glass shelves 1 extendable shelf
- Active cooling via integrated fan
- Multi Airflow-System
- Pull out drawer
- Dairy compartment
- 2x25 Watt 2x25 Watt

Freezer Section:

- Net Freezer capacity: 175 litres
- Freezing capacity: 10 kg in 24 hours
- 3 plastic shelf
- 2 transparent freezer drawers
- 4 Door bin
- Automatic ice cube maker
- Freezer light

Technical Information:

- Storage time in power failure: 5 Hours
- Dimensions (HxWxD): 180 cm x 90 cm x 67.45 cm
- Climate Class SN-T
- 7.0 m food grade hose with connecting nut
- Height adjustable front feet, roles in the back



Serie | 6
KAN58A70NE
Side by Side Fridge-Freezer
Free-Standing-Refrigerator Side-by-Side,
NoFrost Doors Inox EasyClean



Energy efficiency class **

Main Features:

- NoFrost
- Gross Total capacity: 604 litres
- 7 segment electronic control
- Door open warning tone for fridge and freezer section
- Separate digital electronic temperature control for fridge and freezer section; Display control for temperature, water filter and key on the door
- Illuminated water and ice / crushed ice dispenser

Fridge Section:

- Net Fridge section capacity: 356 litres
- 3 safety glass shelves 1 extendable shelf
- Active cooling via integrated fan
- Multi Airflow-System
- Pull out drawer
- Dairy compartment
- 2x25 Watt 2x25 Watt

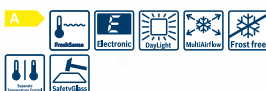
Freezer Section:

- Net Freezer capacity: 175 litres
- Freezing capacity: 10 kg in 24 hours
- 3 plastic shelf
- 2 transparent freezer drawers
- 4 Door bin
- Automatic ice cube maker
- Freezer light

Technical Information:

- Storage time in power failure: 5 Hours
- Dimensions (HxWxD):
180 cm x 90 cm x 67.45 cm
- Climate Class SN-T
- 7.0 m food grade hose with connecting nut
- Height adjustable front feet, roles in the back

Serie | 4
KAN56V40NE
NoFrost
Side by Side Fridge-Freezer
Stainless Steel Look



Energy efficiency class ***

Main Features:

- NoFrost
- Energy Efficiency Class: A
- Gross Total capacity: 618 litres
- 7 segment electronic control
- Door open warning tone for fridge and freezer section

Fridge Section:

- Net Fridge section capacity: 354 litres
- 4 safety glass shelves 1 extendable shelf
- Active cooling via integrated fan
- Multi Airflow-System
- 2 vegetable containers
- Dairy compartment
- 2x25 Watt 2x25 Watt

Freezer Section:

- Net Freezer capacity: 201 litres
- Freezing capacity: 10 kg in 24 hours
- 4 plastic shelf
- 2 transparent freezer drawers
- 5 Door bin
- 2 ice cube trays, 2 ice cube trays
- Freezer light

Technical Information:

- Storage time in power failure: 5 Hours
- Dimensions (HxWxD):
180 cm x 90 cm x 67.45 cm
- Climate Class SN-T
- 7.0 m food grade hose with connecting nut
- Height adjustable front feet, roles in the back

Freestanding Tall Fridge Freezer

Serie | 4 GSN36VW30M NoFrost, Tall Freezer White



Energy efficiency class ***

Main Features:

- NoFrost
- Energy Efficiency Class: A++
- Gross Total capacity: 255 litres
- Energy consumption: 234 kWh/yr
- Vertical bar handle
- Without Illumination - bright and efficient, an appliance lifetime!
- Interior with metal applications
- Touchcontrol-Electronic - LED electronic control
- Optic and acoustic Warning System
- Multi-Alarm-System with memory function and "Door open" warning tone
- Constant temperature by intelligent sensor technology
- Automatic deactivation
- Smart door opening with Air Channel System

Freezer Section:

- Net Freezer capacity: 237 litres
- Freezing capacity: 20 kg in 24 hours
- Multi Airflow-System
- Storage time in power failure: 19 Hours
- 2 compartments with glass shelves and transparent hinge
- 2 - extra space for extra large frozen food!
- Ice cube tray - easy refilling and always fresh ice!
- Safety glass
- 5 transparent freezer drawers
- Freezing calendar

Technical Information:

- Door right hinged, reversible
- Height adjustable front feet, roles in the back
- Door opening angle 90°
- Transportation handles
- Airborne acoustical noise emissions: 42 dB dB(A) re 1 pW
- Dimensions (HxWxD): 186 cm x 60 cm x 65 cm
- Climate Class SN-T

Accessories:

- 2 x cold accumulator, 1 x ice cube tray
- Smart door opening with Air Channel System

Serie | 4 KSV36VW30M Upright Fridge White



Energy efficiency class ***

Main Features:

- Energy Efficiency Class: A++
- Energy consumption: 112 kWh/yr
- Gross Total capacity: 348 litres
- Door White, side panels White
- Vertical bar handle
- LED interior light LED
- Interior with metal applications
- Touchcontrol- Electronic - LED electronic control
- Constant temperature by intelligent sensor technology
- Supercool function with automatic deactivation
- Without warning system

Fridge Section:

- Net Capacity refrigeration zone: 346 litres
- With humidity control - keeps fruit and vegetables up to 2 x longer fresh!
- Active cooling via integrated fan
- Automatic defrost in fridge section
- 7 safety glass shelves of which 5 are height adjustable,
- 5 door bins

Technical Information:

- Door left hinged, reversible
- Height adjustable front feet, roles in the back
- Door opening angle 90°
- Transportation handles
- Dimensions (HxWxD): 186 cm x 60 cm x 65 cm
- Climate Class SN-T

Accessories:

- 1 x egg tray

Save water every load.

The water saving is all down to ActiveWater™ technology, which makes water work harder. Clean rinse water is recycled into the main wash cycle and water is filtered back into the wash cycle even faster, so less of it is needed.

With a solution that uses little energy and water to make life easier, it's no wonder dishwashers are becoming a must have in the kitchen.



Dishwashing vs. Hand washing.



Ultimate Hygiene

Dishwashing

- Water is heated up to 75 °C, eliminating nearly 100% of germs
- No sponges required

Hand washing

- High degrees of hot water cannot be used to hand wash the dishes, therefore not guaranteeing germ-free dishes
- Sponges used to clean encourage the growth of bacteria



Better Water and Energy Savings

Dishwashing

- 7-12 litres of water is used for 13 place settings
- 0.67 kWh to 1.0 kWh of electricity is consumed in a standard Eco 50 °C programme

Hand washing

- 40 litres of water is used for 13 place settings
- Over twice the energy is used for heating the water (2.6 kWh)



Save Time

Dishwashing

- Maximum of 15 minutes of dishwashing time (13 place settings)

Hand washing

- An average of 60 minutes of manned dishwashing time (13 place settings)



More Convenience

Dishwashing

- A tidy kitchen as the dishes are collected in the dishwasher

Hand washing

- A sink full of dirty dishes will make the kitchen untidy



Higher Safety

Dishwashing

- No risk of getting cut by kitchen knives in foamy dishwater

Hand washing

- High risk of serious injuries with kitchen knives hidden in foamy dishwater

It's no surprise that using a dishwasher may seem expensive at first. But you'll be surprised to know just how much energy, water and costs you can save in the long run with a Bosch dishwasher. Not only do our dishwashing solutions score on hygiene and convenience, but they're the safest way to take a load off your sink in no time. And with our world-class energy ratings, you have a winner of a kitchen helper on your hands. Here are just some of the reasons you'll love using a Bosch dishwasher.





Green Technology inside

Look out for the Bosch energy efficiency symbol as it is there to help you identify our most energy efficient models.



Set a world record* in your kitchen.

The world champions in water and energy-saving among dishwashers bear the Bosch logo. The revolutionary ActiveWater™ technology and Zeolith® minerals with Shine & Dry make sure of that, for less water and energy consumption and more efficiency.

ActiveWater™ technology from Bosch is a revolutionary dishwashing system that gets the maximum use out of each and every drop of water. This incredible increase in efficiency has been achieved through maximising water efficiency in the rinse cycles, faster heating-up, targeted water circulation and improved pump performance, meaning ActiveWater™ dishwashers use less water and less energy whilst increasing performance.

Less water

Our new dishwashers use only 6 litres of water to wash 13 place settings on a standard Eco 50°C programme – every time.

Less energy

Our ActiveWater™ dishwashers not only save water, but they lead the way in energy consumption too. Our models use just 0.67 kWh on a standard 50°C Eco programme, which is 50% less energy than an equivalent Bosch dishwasher 15 years ago. Now every household can not only save money, but actively protect the environment too.

More performance

ActiveWater™ technology not only saves water and energy, but also increases the performance of the machine with faster heating-up times, optimum water circulation and improved pump performance. All Bosch ActiveWater™ dishwashers deliver an A wash and A drying performance every time.

* 30% more economical (only 0.73 kWh/13 place settings) than the qualifying rate (1.07 kWh/13 place settings) for energy efficiency class A.

Bosch in every detail.

The features that set us apart.

Better energy & water efficiency

Zeolith™ Drying

— optimal drying using less energy

The energy-saving mineral: Besides saving water, ActiveWater™ dishwashers also reduce energy consumption in comparison to current models by a further 20%. They reduce environment impact and electricity bills in the face of rising energy prices. The secret of this energy saving has a name: Zeolith™ Drying. The natural silicate mineral, Zeolith™, is regenerated for each new rinse cycle, lasts a life time and never needs replacing.

Cleaning process

In the next wash cycle, the air from the dishwasher interior is heated and flows through the Zeolith™ container. This releases the water stored in the Zeolith™ pearls, and this moisture, together with the heated air, is then returned to the interior where it helps heat up the water in the process.

Drying process

Damp air is channelled out of the interior and through the Zeolith™ container. The moisture is immediately absorbed by the Zeolith™ pearls and the energy stored in the Zeolith™ is released in the form of heat. The hot, very dry air is then channelled back into the interior and dries the dishes.

VarioSpeed™ functionality on all models with display

Research shows that consumers are often looking for a time-saving feature to help reduce the length of the programme. With a Bosch dishwasher, you can have the option of having your dishes cleaned in the normal time using the standard programme or choose to reduce the length of the programme with VarioSpeed™ by approximately up to 50% without sacrificing on washing and drying performance.

Improve flexibility

Rackmatic™

This system makes it a simple matter to adjust the height of the upper basket, even when it is fully loaded, so a large variety of plates, glasses or even pots can easily be accommodated.

VarioDrawer

On selected ActiveWater™ dishwashers, the VarioDrawer (third loading level) replaces the cutlery basket completely, freeing even more space in the bottom basket and creates a loading capacity for 15 place settings. The varioDrawer allows for easy loading and unloading of cutlery, with room for espresso cups, larger kitchen utensils and other crockery that isn't traditionally catered for in regular third loading levels. And what's more, because of its unique v-shape, you can still load long-stem wine glasses in the upper basket, even with the drawer in place.

VarioFlex Plus™ — Baskets

This system offers the greatest flexibility. With the foldable racks, the system can be adapted to any load, and all items are assured a firm, secure place in the protective racks.

AquaSensor

The AquaSensor constantly checks the progress of the wash and adjusts the duration and temperature to suit the level of soiling. This is done through the activation of the Auto programmes. Simply select the programme of your choice and the AquaSensor will decide exactly the right temperature to use, how long to wash for and how much water should be used in the cycle.

Improved operation

infoLight

A Bosch dishwasher is so quiet that we designed the InfoLight to indicate when it's on. The light is installed in the dishwasher door and works via a projection module.

Whisper-quiet operation

Bosch dishwashers have been designed to be whisper-quiet. Multiple levels of sound-proofing materials on the roof, sides and door of the dishwasher, combined with a vibration-proof base plate and a specially mounted motor pump, all help in reducing any noise while the load is being washed. The pumps and a closed water cycle produce less noise as the water is distributed equally through the spray arms.

EmotionLight™

An additional visual highlight when opening the door, the interior is bathed in a deep blue light: EmotionLight™. This beautiful play of light is produced (in select models) by blue LEDs that last the entire dishwasher lifecycle.

DosageAssist detergent system

Since most households use detergent tablets in their dishwashers, the DosageAssist feature is designed to maximise the effectiveness. The detergent dispenser on Bosch ActiveWater™ dishwashers is conveniently located in the top-centre of the door, where it is protected from food remnants that drip while loading dishes. At the beginning of the wash cycle, the detergent tablet drops into the specially designed tray, where it dissolves evenly under control, instead of lodging between crockery or not dissolving completely.

Heat Exchanger

Unlike other drying systems that draw in polluted air from behind the dishwasher, all Bosch ActiveWater™ models collect and reuse the residual heat from the warm water inside the dishwasher to hygienically dry your dishes. A final hot rinse of water leaves residual heat in the tub, creating condensation along the cooler wall. The condensation is then drained so you'll never have to release steam into the kitchen again. The heat exchanger not only reduces the need to heat additional rinses, it also saves energy and protects your valuable dishes and glasses from the damaging effects of temperature shocks.

Enhanced safety

AquaStop™

Patented by Bosch in 1985 and copied throughout the world, the AquaStop™ safety system prevents any type of water damage, whether at the inlet hose or because of a leak in the machine. This system provides 24-hour protection each day.

Child door and button locks

For added safety on selected models, the door can be locked manually to prevent children from inadvertently opening the door. The buttons can also be locked to prevent tampering during operation.



Options & programmes to suit every need.

Options

HygienePlus

Select the HygienePlus option for a hotter final rinse – perfect for cooking utensils, glass jars, chopping boards and baby bottles.

VarioSpeed Plus

The VarioSpeed Plus optionally reduces programme times by up to 65%, but without compromising on quality. So you still get hygienically clean and dry dishes, but in as little as half the time – ideal for busy households and when entertaining.

Intensive Zone

Cleans heavily soiled saucepans and fragile items at the same time. The bottom basket receives an extra-intensive wash, perfect for pans, burnt casserole dishes and baked-on stains, whilst the top basket programme carries on as normal so you can load it as you always would, with no risk to fragile glasses.

Half load

If you don't have enough for a full load and can't wait, simply load up to half the dishwasher with crockery, plates, pots and pans anywhere in your dishwasher, select the programme temperature and press the half load button. The programme time is reduced and up to 30% less water is used.

Shine & Dry

The Shine & Dry option is designed specifically for plastic items like plasticware, picnicware and baby bottles. These items do not hold as much residual heat after the wash process as crockery and glassware, and therefore require a higher drying temperature to ensure they come out clean and dry.

TurboSpeed

Activating the TurboSpeed mode pre-heats the dishwasher for 25 minutes. Once pre-heated, a wash cycle can be completed in just 20 minutes making this our fastest wash programme. Following pre-heating, the 20-minute cycle can be used again and again, making this the perfect programme while entertaining. If used in conjunction with the Extra Dry option, you can wash and dry in just 30 minutes.



Programmes

Programmes	Functions	Benefits
Intensive 70 °C	<ul style="list-style-type: none"> - Special programme for heavily soiled dishes - Particularly suitable for pots and pans - High temperature ensures highest degree of hygiene 	<ul style="list-style-type: none"> - Excellent cleaning results, even if dishes are heavily soiled - Pre-rinsing is not necessary - High water temperature ensures maximum hygiene
Auto 65°C-75°C	<ul style="list-style-type: none"> - Programme for heavily soiled and robust dishes (dried-on or baked-on leftovers) - The AquaSensor measures the level of soiling in the dishwasher and decides which temperature should be selected, 65 °C - 75 °C - It also determines whether the water should be changed 	<ul style="list-style-type: none"> - Best washing result is ensured - Saves energy and water (up to 25%), therefore reducing costs - Easy operation
Quick Wash 65 °C	<ul style="list-style-type: none"> - Programme for all washing cycles, if dishes are normally soiled 	<ul style="list-style-type: none"> - Sparkling clean dishes
Auto 45 °C - 65 °C	<ul style="list-style-type: none"> - Programme for mixed load and heavily soiled dishes - The AquaSensor measures the level of soiling in the dishwasher and decides which temperature should be selected, 45 °C - 65 °C - It also determines whether the water should be changed 	<ul style="list-style-type: none"> - Best washing result is ensured - Saves energy and water (up to 25%), therefore reducing costs - Easy operation
Delicate 40 °C	<ul style="list-style-type: none"> - Programme for glasses and decoratively patterned porcelain 	<ul style="list-style-type: none"> - Careful washing of valuable dishes (glasses and decoratively patterned porcelain)
Auto 35 °C - 45 °C	<ul style="list-style-type: none"> - Programme for temperature-sensitive, slightly soiled dishes and cutlery - The AquaSensor measures the level of soiling in the dishwasher and decides which temperature should be selected, 35 °C - 45 °C - It also determines whether the water should be changed 	<ul style="list-style-type: none"> - Best washing result is ensured - Saves energy and water (up to 25%), therefore reducing costs - Easy operation
Eco 50 °C	<ul style="list-style-type: none"> - Programme to reduce consumption, suitable for all washing cycles, if dishes are normally soiled 	<ul style="list-style-type: none"> - Saves energy, therefore reducing costs
Quick Wash 45 °C	<ul style="list-style-type: none"> - Programme for time-saving dishwashing (<30 minutes) - Suitable for small loads or non-encrusted leftover food - Washing temperature is around 45 °C - For 6 place settings only 	<ul style="list-style-type: none"> - Cleaning efficiency label A (if not badly soiled)
Pre-rinse	<ul style="list-style-type: none"> - Programme to pre-rinse the dishes before the main wash cycle 	<ul style="list-style-type: none"> - Helps to ensure the best cleaning result before the main wash to prevent unpleasant smells and slightly adherent soiling - Prevents encrustation of leftover food if dirty dishes are left in the dishwasher for quite a while

Bosch dishwasher design solutions.

Freestanding

These dishwashers can be installed anywhere in your kitchen. They have a lid, which can be removed if the dishwasher is being installed under a worktop.



Integrated

These dishwashers are designed to be fitted with a kitchen furniture panel to match the design of the kitchen. Only the control panel of the dishwasher is exposed. Alternatively, they can be fitted with a stainless steel front panel accessory.



Fully Integrated

These dishwashers are entirely concealed behind a furniture door. The control panel is integrated into the top of the door. They can also be fitted with a stainless steel front panel accessory if you desire.



A dishwasher that cares about hygiene as much as you do.

Bosch dishwashers eliminate 99.744% more germs as compared to hand washing, thus safeguarding the health of your family.

With exceptional German engineering, you finally have a dishwasher that cares about the health of your family as much as you do. Our dishwashers reach temperatures of 70 degrees, eliminating germs effectively, while our best models consume only 6 litres of water per cycle to wash more than 120 items. All this and more is why your family deserves a dishwasher that's Bosch in every detail.



*For Dishwashers. Source: Euromonitor, volume sales, 2016



3456_BSH_CATALOGUE_AU7.indd 133

Freestanding Dishwashers

Serie | 8 SMS88TI30M Dishwasher Freestanding, 60 cm Silver Inox



- Capacity: 12+1 place settings
- Energy Efficiency Class: A+++ 10%
- Noise level: 42 dB
- 8 programmes: Intensive 70 °C, Auto 45-65 °C, Eco 50 °C, Night programme 50 °C, short 60 °C, Glass 40 °C, Quick wash 45 °C, Pre-Rinse
- 5 Special options: Intensive Zone, VarioSpeedPlus, HygienePlus, Extra Dry, Machine Care
- 6 cleaning temperatures
- ActiveWater hydraulic system
- Zeolite Drying
- DosageAssist
- BLDC motor for heat and drain pump
- AquaSensor, Load Sensor
- Detergent Automation
- Heat exchanger
- Alternating spray
- Regenerative electronics
- Self-cleaning filter system with 3-fold corrugated filter
- Stainless steel
- Push button top controls
- TFT Display inside
- Acoustic end of cycle indicator
- Real Time Clock
- LED colour on indicators red/-
- Electronic delay timer: 1-24 hours
- LED salt refill indicator
- LED rinse aid refill indicator
- Stainless steel Replasa-X3
- 3rd Rack 2.1
- Silver XXL baskets
- Rackmatic 3-stage
- 6 foldable plate racks in top basket
- 8 foldable plate racks in bottom basket
- 2 lever (long/short) 2
- 2 shelves in bottom basket
- Glass rack one-piece
- AquaStop - Prevent Water Leakage
- Childproof door lock
- Servo-lock
- Dimensions of the product (HxWxD): 84.5 x 60 x 60 cm

Serie | 6 SMS68TI10M Dishwasher Freestanding, 60 cm Silver Inox



- Capacity: 14 place settings
- Energy Efficiency Class: A++
- Noise level: 40 dB
- 8 programmes: Intensiv 70 °C, Auto 45-65 °C, Eco 50 °C, Silence 50 °C, Glas 40 °C, 1h 65 °C, Quiet 45 °C, Pre Rinse
- 5 Special options: Intensive Zone, VarioSpeedPlus, HygienePlus, Extra Dry, Machine Care
- 6 cleaning temperatures
- ActiveWater hydraulic system
- DosageAssist
- BLDC motor for heat and drain pump
- AquaSensor, Load Sensor
- Detergent Automation
- Heat exchanger
- Drying Assistant
- Alternating spray
- Regenerative electronics
- Self-cleaning filter system with 3-fold corrugated filter
- Stainless steel
- Time remaining indicator front
- Programme flow display
- LED colour on indicators
- Electronic delay timer: 1-24 hours
- LED salt refill indicator
- LED rinse aid refill indicator
- Silver XXL baskets
- Rackmatic 3-stage
- 6 foldable plate racks in top basket
- 8 foldable plate racks in bottom basket
- 2 shelves in bottom basket
- AquaStop - Prevent Water Leakage
- Dimensions of the product (HxWxD): 84.5 x 60 x 60 cm

Serie | 6 SMS68L08GC Dishwasher Freestanding, 60 cm Silver Inox



- Capacity: 12+1 place settings
- Energy Efficiency Class: A++
- Energy consumption in programme Economy 50: 0.92 kWh
- ActiveWater hydraulic system
- AquaSensor, Load Sensor
- BLDC motor for heat and drain pump
- DosageAssist
- Glass care system
- 6 programmes: Intensive 70 °C, Auto 45-65 °C, Economy 50 °C, Quick Wash 65 °C, Quick Wash 45 °C, Pre Rinse
- 4 special options: Intensive Zone, VarioSpeed, Half Load, HygienePlus
- 4 cleaning temperatures
- Electronic delay timer: 1-24 hours
- LED salt refill indicator
- LED rinse aid refill indicator
- Self-cleaning filter system with 3-fold corrugated filter
- AquaStop - Prevent Water Leakage
- VarioFlex basket system
- Rackmatic 3-stage
- VarioDrawer
- 2 foldable plate racks in top basket
- 4 foldable plate racks in bottom basket
- 2 x foldable cup shelves
- Shelves in bottom basket
- Noise level: 46 dB (re 1 pW), built-under
- Dimensions of the product (HxWxD): 84.5 x 60 x 60 cm

Serie | 4
SMS46MW10M
Dishwasher Freestanding, 60 cm
White



- Capacity: 12+1 place settings
- Energy Efficiency Class: A++
- Noise level: 44 dB
- 6 programmes: Intensive 70 °C, Auto 45-65 °C, Eco 50 °C, Night programme 50 °C, Quick wash 65 °C, Quick wash 45 °C
- 4 Special options: Intensive Zone, VarioSpeedPlus, HygienePlus, Extra Dry, Machine Care
- 4 cleaning temperatures
- ActiveWater hydraulic system
- DosageAssist
- BLDC motor for heat and drain pump
- AquaSensor, Load Sensor
- Detergent Automation
- Heat exchanger
- Alternating spray
- Regenerative electronics
- Self-cleaning filter system with 3-fold corrugated filter
- Stainless steel
- Time remaining indicator front
- LED colour on indicators red/red
- Electronic delay timer: 1-24 hours
- LED salt refill indicator
- LED rinse aid refill indicator
- Silver XXL baskets
- Rackmatic 3-stage
- 2 foldable plate racks in top basket
- 4 foldable plate racks in bottom basket
- Shelves in bottom basket
- AquaStop - Prevent Water Leakage
- Glass care system
- Dimensions of the product (HxWxD): 84.5 x 60 x 60 cm

Serie | 4
SMS46MI10M
Dishwasher Freestanding, 60 cm
Silver Inox



- Capacity: 12+1 place settings
- Energy Efficiency Class: A++
- Noise level: 44 dB
- 6 programmes: Intensive 70 °C, Auto 45-65 °C, Eco 50 °C, Night programme 50 °C, Quick wash 65 °C, Quick wash 45 °C
- 4 Special options: Intensive Zone, VarioSpeedPlus, HygienePlus, Extra Dry, Machine Care
- 4 cleaning temperatures
- ActiveWater hydraulic system
- DosageAssist
- BLDC motor for heat and drain pump
- AquaSensor, Load Sensor
- Detergent Automation
- Heat exchanger
- Alternating spray
- Regenerative electronics
- Self-cleaning filter system with 3-fold corrugated filter
- Stainless steel
- Time remaining indicator front
- LED colour on indicators red/red
- Electronic delay timer: 1-24 hours
- LED salt refill indicator
- LED rinse aid refill indicator
- Stainless steel
- Silver XXL baskets
- Rackmatic 3-stage
- 2 foldable plate racks in top basket
- 4 foldable plate racks in bottom basket
- 2 lever (long/short)
- Shelves in bottom basket
- AquaStop - Prevent Water Leakage
- Glass care system
- Dimensions of the product (HxWxD): 84.5 x 60 x 60 cm

Serie | 4
SMS50E92GC
Dishwasher Freestanding, 60 cm
White



- Capacity: 12 place settings
- Energy Efficiency Class: A+
- Noise level: 48 dB
- 5 programmes: Intensive 70 °C, Auto 45-65 °C, Economy 50 °C, Quick Wash 45 °C, Pre Rinse
- 1 special options: Half Load
- 4 cleaning temperatures
- ActiveWater hydraulic system
- DosageAssist
- BLDC motor for heat and drain pump
- AquaSensor, Load Sensor
- Detergent Automation
- Alternating spray
- Regenerative electronics
- Self-cleaning filter system with 3-fold corrugated filter
- Time remaining indicator front
- LED colour on indicators red/red
- Electronic delay timer: 1-24 hours
- LED salt refill indicator
- LED rinse aid refill indicator
- Stainless steel Replasa-X3
- Retractable rotary knob
- Vario basket system
- Silver XXL baskets
- Rackmatic 3-stage
- 2 foldable plate racks in bottom basket
- Cutlery basket in bottom basket
- 2 x cup shelves
- Prevent Water Leakage
- Glass care system
- Dimensions of the product (HxWxD): 84.5 x 60 x 60 cm

Serie | 4
SMS50D08GC
Dishwasher Freestanding, 60 cm
Silver Inox



- Capacity: 12 place settings
- Energy Efficiency Class: A+
- Noise level: 48 dB
- 5 programmes: Intensive 70 °C, Auto 45-65 °C, Economy 50 °C, Quick Wash 45 °C, Pre Rinse
- 1 special options: HygienePlus
- 4 cleaning temperatures
- ActiveWater hydraulic system
- DosageAssist
- BLDC motor for heat and drain pump
- AquaSensor, Load Sensor
- Detergent Automation
- Alternating spray
- Regenerative electronics
- Self-cleaning filter system with 3-fold corrugated filter
- Time remaining indicator front
- LED colour on indicators red/red
- Electronic delay timer: 1-24 hours
- LED salt refill indicator
- LED rinse aid refill indicator
- Stainless steel Replasa-X3
- Retractable rotary knob
- Vario basket system
- Silver XXL baskets
- Rackmatic 3-stage
- 2 foldable plate racks in bottom basket
- Cutlery basket in bottom basket
- 2 x cup shelves
- Prevent Water Leakage
- Glass care system
- Dimensions of the product (HxWxD): 84.5 x 60 x 60 cm

Notes:

Cook up a storm
in your kitchen.



Enjoy a cooking experience that is a class apart.

Bosch freestanding cookers make cooking, baking and roasting easy and even more convenient.

We believe that cooking, be it for yourself or for your loved ones, should be a pleasure; it should be an experience that delights you. With Bosch freestanding cookers, you get the reliable and long-lasting technology of the finest standard, which reflects on the variety of features that our cookers offer, making irresistible meals something that you will get used to.





Bricks of quality.

The features that set us apart.

Design

Each of the freestanding cookers offer reliable and enduring Bosch technology of the finest standard – technology that makes cooking, baking and roasting easy and more convenient.

Catalytic cleaning function

The inner walls of the oven feature special enamel plates. The enamelling is interspersed with so-called catalytic particles, which cause predominantly fat deposits to be distributed over the enamel at temperatures from 180 °C. The catalytic plates must not be treated with oven spray, abrasive cleaning agents, stiff brushes or cotton waste. They should be cleaned with a soft sponge soaked in washing liquid.

Cooking fan

Hot air circulating - better cooking results with fan. Bosch heat convection system circulates the air with its fan quickly and evenly throughout the oven for better cooking performance.

German engineering

Providing you with the best quality design and technology.

Close door grilling

Close the door while grilling, even on high temperatures & smoke and get better energy efficiency and results.



XXL oven more space for larger meals

With a capacity ranging from 67-112 litres, the Bosch range of freestanding cookers provide additional space for larger serving portions. The greater distance between the shelves optimises heat circulation for perfect cooking results. And with the choice of up to five different shelf levels, you're guaranteed total flexibility.

Full safety system

Switches the gas off in case of unplanned flame; extinguishes in the ovens and hobs.

CoolTouch window

For added safety, selected Bosch freestanding cookers are fitted with double-glazed ventilation glass doors. The reflective inner glass is designed to keep heat in, while providing a safe-to-touch door on the outside.

Child lock

A button that inhibits all oven functions and prevents unwanted use. Available on select models.

Large oven window

A perfect view of the oven interior without having to open the oven door. The increased viewing window provides more visibility and greater control of the cooking process.

Cooking with gas

Gas provides fast and instant cooking versatility. The cooktops on the freestanding cookers feature Bosch flame failure technology fitted to each burner. The stainless steel cooktop surface is fitted with removable cast-iron pan rests for durable performance. Electric cooktops with electronic touch controls, Bosch induction and ceramic cooktops combine great looks with intelligent function and design. The smooth ceramic glass cooktops surface is tough and durable, as well as being practical and easy to clean.

Electronic clock

All-in-one: Minute minder, time of day display, start/stop button for setting the cooking time and the option for entering the time when the dish should be ready.

Rapid heating

Save time at the press of a button by heating up to 30% faster. Once the desired temperature is reached, the selected heating method is automatically activated. Available on selected models.

Rotary split

Rotisserie - professional quality roasting and grilling now available at home.

Cast iron continuous pan support

Real cast iron pan support with Wok burner at center.

Easy cleaning

Removable full glass inner door makes cleaning very easy.

Ignition system

One hand ignition - ease of use for ignition with one hand.

Cavity type

Smooth cavity design - removable side wall racks for better and easier cleaning.

Bit by bit, to the best.

Features that, together, give you the Bosch quality.

Design

Slim metal profile finished in black tempered glass, our Bosch premium gas cooktops provide a stylish and sleek look.

Control dials

The control dials match the design of our range of ovens so that you can perfectly coordinate your appliances.

Cast-iron supports

Cast-iron pan supports are both stylish and highly durable, providing solid and robust support for your cooking pans.

Performance

High-power, wok-style burner select gas cooktop models feature a powerful wok-style burner, which provides up to 18 MJ/h. Suitable for use with flat-based pans or with a wok by using the provided wok ring.

Flexible burners

All our gas cooktops feature different burner combinations for greater flexibility. With wok, high-speed, standard and economy burners, you can cook more efficiently with the burner most suited to the size of the pan.

Convenience

One-hand ignition push and turn the ergonomically designed control knobs and the gas ignites automatically. As well as offering the convenience of only using one-hand, there is also no separate ignition button to clean.

Safety

Flame failure device for added safety, Bosch gas cooktops feature a flame failure device. This feature stops the supply of gas to the burners if the flame is extinguished.



3456_BSH_CATALOGUE_AU7.indd 145

Cooking Appliances – Freestanding Cookers

Serie | 8
HCB738357M
Stainless Steel Range Cooker, 90 cm



Technical Information:

- Glass ceramic hob
- 5 HighSpeed cooking zones including 1 dual circuit zone and 1 extendable oval zone
- Front left: Standard cooking zone 1.2 KW
- Rear left: Standard cooking zone 1.8 KW
- Center: Oval cooking zone 0.75 KW, 1.4 KW, 2.2 KW
- Rear right: Dual circuit zone 0.75 KW, 2.2 KW
- Front right: Standard cooking zone 1.2 KW
- 5 residual heat indicator lights
- Splash guard
- Extra large capacity oven (112 litres) with grey enamel
- Multifunction oven
- 8 cooking functions: Full width grill, Hotair, Conventional heat, Hotair grilling, grill with turnspit, Circulated Air, Hotair & bottom heat, Conventional heat ECO

- Rotary spit
- Catalytic back and side liners
- Shelf support rails
- 1 level telescopic shelf rails
- Oven interior light
- Electronic clock
- Storage compartment
- Adjustable feet

Serie | 8
HKK99V850M
Stainless Steel Range Cooker, 89 cm



Technical Information:

- Glass ceramic hob
- 5 HighSpeed cooking zones including 1 dual circuit zone and 1 extendable oval zone
- Front left: Dual circuit zone 0.7 KW, 2 KW
- Rear left: Standard cooking zone 1.2 KW
- Center: Oval cooking zone 1.4 KW, 2.2 KW
- Rear right: Standard cooking zone 1.8 KW
- Front right: Standard cooking zone 1.2 KW
- 5 residual heat indicator lights
- Splash guard
- Large capacity oven (105 litres)
- Multifunction oven
- 9 cooking functions: Half width grill, Circulated Air, Hotair grilling, Defrost, Full width grill, grill with turnspit, Hotair, Conventional heat, Pizza setting
- Rotary spit

- Catalytic back and side liners
- Shelf support rails
- Oven interior light
- Electronic clock
- Adjustable feet

Serie | 8
HSB738357M
Stainless Steel Range Cooker, 90 cm



Technical Information:

- Gas hob
- 1 rapid, 2 standard, 1 economy, 1 wok burner
- Front left: Rapid burner 2.9 KW
- Rear left: Standard burner 1.8 KW
- Center: Wok burner 4 KW
- Rear right: Standard burner 1.8 KW
- Front right: Economy burner 1 KW
- 1 Hand ignition
- Flame failure safety device
- Cast iron pan supports
- Glass cover lid
- Extra large capacity oven (112 litres) with grey enamel
- Multifunction oven
- 8 cooking functions: Circulating air, Hotair grilling, Top/bottom heat, Hotair, Full width grill, Rotisserie, Hotair & bottom heat, Conventional heat ECO

- Rotary spit
- Catalytic oven cavity (rear and side walls)
- Shelf support rails
- 1 level telescopic shelf rails
- Oven interior light
- Electronic clock
- Storage compartment
- Adjustable feet
- Natural gas nozzles (20 mbar) included

Serie | 2
HSG738357M
Stainless Steel Range Cooker, 90 cm



- Technical Information:**
- Gas hob
 - 1 rapid, 2 standard, 1 economy, 1 wok burner
 - Front left: Rapid burner 3 KW
 - Rear left: Standard burner 1.8 KW
 - Center: Wok burner 4 KW
 - Rear right: Standard burner 1.8 KW
 - Front right: Economy burner 1 KW
 - 1 Hand ignition
 - Flame failure safety device
 - Cast iron pan supports
 - Glass cover lid
 - Gas oven
 - Extra large capacity oven (112 litres) with grey enamel
 - 4 cooking functions: Gas bottom heat, Gas top/bottom heat, Rotisserie, Gas grill
 - Rotary spit
 - Catalytic oven cavity (rear and side walls)
 - Shelf support rails
 - 1 level telescopic shelf rails
 - Oven interior light
 - Electronic clock
 - Storage compartment
 - Adjustable feet
 - Natural gas nozzles (20 mbar) included

Serie | 2
HSG736357M
Stainless Steel Range Cooker, 90 cm



- Technical Information:**
- Gas hob
 - 1 rapid, 2 standard, 1 economy, 1 wok burner
 - Front left: Rapid burner 3 KW
 - Rear left: Standard burner 1.8 KW
 - Center: Wok burner 4 KW
 - Rear right: Standard burner 1.8 KW
 - Front right: Economy burner 1 KW
 - 1 Hand ignition
 - Flame failure safety device
 - Cast iron pan supports
 - Glass cover lid
 - Gas oven
 - Extra large capacity oven (112 litres) with grey enamel
 - 4 cooking functions: Gas bottom heat, Gas grill, Rotisserie, Gas top/bottom heat
 - Rotary spit
 - Catalytic side liners
 - Shelf support rails
 - Oven interior light
 - Cut-off timer
 - Storage compartment
 - Adjustable feet
 - Natural gas nozzles (20 mbar) included

Serie | 2
HKG90VQ50M
Stainless Steel Range Cooker, 89 cm



- Technical Information:**
- Gas hob
 - 1 rapid, 2 standard, 1 economy, 1 wok burner
 - Front left: Rapid burner 2.9 KW
 - Rear left: Standard burner 1.65 KW
 - Center: Wok burner 3.6 KW
 - Rear right: Standard burner 1.65 KW
 - Front right: Economy burner 0.9 KW
 - 1 Hand ignition
 - Flame failure safety device
 - Cast iron continuous pan supports
 - Glass cover lid
 - Gas oven
 - Extra large capacity oven (91 litres) with grey enamel
 - 4 cooking functions: Gas grill, Gas top/bottom heat, Gas bottom heat, Rotisserie, Circulated gas bottom heat
 - Rotary spit
 - Catalytic oven cavity (rear and side walls)
 - Shelf support rails
 - Oven interior light
 - Electronic clock
 - Storage compartment
 - Adjustable feet
 - LPG G30 30 mbar
 - Natural gas nozzles (20 mbar) included

Serie | 2
HGI12TQ50M
Stainless Steel Range Cooker, 89 cm



Technical Information:

- Gas hob
- 1 rapid, 2 standard, 1 economy, 1 wok burner
- Front left: Rapid burner 2.9 KW
- Rear left: Standard burner 1.65 KW
- Center: Wok burner 3.6 KW
- Rear right: Standard burner 1.65 KW
- Front right: Economy burner 0.9 KW
- 1 Hand ignition
- Flame failure safety device
- Cast iron continuous pan supports
- Glass cover lid
- Gas oven
- Cavity type: Ribs
- 3 cooking functions: Rotisserie, Gas grill, Gas top/ bottom heat, Gas bottom heat
- Rotary spit
- Oven interior light

- Minute minder
- Storage compartment
- Adjustable feet
- LPG G30 30 mbar
- Natural gas nozzles (20 mbar) included

Serie | 2
HCA744350M
Stainless Steel Electric
Free-Standing Cooker



Technical Information:

- Glass ceramic hob
- 4 HighSpeed cooking zones including 1 dual circuit zone and 1 extendable oval zone
- Front left: Standard cooking zone 1.8 KW
- Rear left: Extendable oval zone 2.4 KW, 1.6 KW
- Rear right: Standard cooking zone 1.2 KW
- Front right: Dual circuit zone 2.2 KW, 0.75 KW
- 4 stage residual heat indicator
- Extra large capacity oven (66 litres)
- Multifunction oven
- 8 cooking functions: Defrost, 3D Hotair plus, Conventional heat, Pizza setting, Bottom heat, Hotair grilling, Half width variable grill, Full width variable grill
- Electronic clock
- Automatic rapid heating up
- Oven interior light
- Shelf support rails

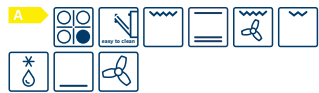
- Retractable controls
- Full glass inner door
- Maximum window temperature 50° C
- Drawer for kitchen utensils
- Adjustable feet
- Energy efficiency rating A

Optional Accessories:

- HEZ317000 Pizza pan, HEZ324000 Inlaid wire shelf for multipurpose pan, HEZ325000 Grill tray, HEZ327000 Pizza stone, HEZ331003 Enamelled baking tray, HEZ331011 Baking tray, anti-adherent coating, HEZ332003 Multipurpose pan, HEZ332011 Multipurpose pan, anti-adherent, HEZ333001 Lid for professional pan, HEZ333003 Professional pan, HEZ334000 Wire shelf, HEZ915001 Glass roasting dish, 5,1 litres



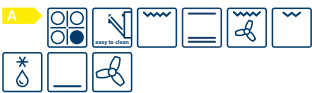
Serie | 2
HCA643220Q
White Electric
Free-Standing Cooker



- Technical Information:**
- Glass ceramic hob
 - 4 HighSpeed cooking zones including 1 dual circuit zone
 - Front left: Standard cooking zone 1.8 KW
 - Rear left: Standard cooking zone 1.8 KW
 - Rear right: Standard cooking zone 1.2 KW
 - Front right: Dual circuit zone 2.2 KW, 0.75 KW
 - 4 stage residual heat indicator
 - Extra large capacity oven (66 litres)
 - Multifunction oven
 - 7 cooking functions: Conventional heat, Full width variable grill, Circulated Air, Hotair grilling, Defrost, Half width variable grill, Bottom heat
 - Electronic clock
 - Oven interior light

- Shelf support rails
 - Retractable controls
 - Drawer for kitchen utensils
 - Adjustable feet
- Optional Accessories:**
- HEZ317000 Pizza pan, HEZ324000 Inlaid wire shelf for multipurpose pan, HEZ325000 Grill tray, HEZ327000 Pizza stone, HEZ331003 Enamelled baking tray, HEZ331011 Baking tray, anti-adherent coating, HEZ332003 Multipurpose pan, HEZ332011 Multipurpose pan, anti-adherent, HEZ333001 Lid for professional pan, HEZ333003 Professional pan, HEZ334000 Wire shelf, HEZ915001 Glass roasting dish, 5,1 litres

Serie | 2
HCA643150M
Stainless Steel Electric
Free-Standing Cooker



- Technical Information:**
- Glass ceramic hob
 - 4 HighSpeed cooking zones including 1 dual circuit zone
 - Front left: Standard cooking zone 1.8 KW
 - Rear left: Standard cooking zone 1.8 KW
 - Rear right: Standard cooking zone 1.2 KW
 - Front right: Dual circuit zone 2.2 KW, 0.75 KW
 - 4 stage residual heat indicator
 - Extra large capacity oven (66 litres)
 - Multifunction oven
 - 7 cooking functions: Half width variable grill, Circulated Air, Full width variable grill, Defrost, Conventional heat, Bottom heat, Hot air grilling
 - Electronic clock
 - Oven interior light

- Shelf support rails
 - Retractable controls
 - Drawer for kitchen utensils
 - Adjustable feet
- Optional Accessories:**
- HEZ317000 Pizza pan, HEZ324000 Inlaid wire shelf for multipurpose pan, HEZ325000 Grill tray, HEZ327000 Pizza stone, HEZ331003 Enamelled baking tray, HEZ331011 Baking tray, anti-adherent coating, HEZ332003 Multipurpose pan, HEZ332011 Multipurpose pan, anti-adherent, HEZ333001 Lid for professional pan, HEZ333003 Professional pan, HEZ334000 Wire shelf, HEZ915001 Glass roasting dish, 5,1 litres

Serie | 2
HCA422150M
Stainless Steel Electric
Free-Standing Cooker



- Technical Information:**
- Glass ceramic hob
 - 4 HighSpeed cooking zones
 - Front left: Standard cooking zone 1.2 KW
 - Rear left: Standard cooking zone 1.8 KW
 - Rear right: Standard cooking zone 1.2 KW
 - Front right: Standard cooking zone 2.2 KW
 - 4 stage residual heat indicator
 - Extra large capacity oven (71 litres)
 - Conventional oven
 - 4 cooking functions: Conventional heat, Bottom heat, Full width variable grill, Half width variable grill
 - Oven interior light
 - Shelf support rails
 - Telescopic shelf rails as optional accessory
 - Drawer for kitchen utensils
 - Adjustable feet

- Optional Accessories:**
- HEZ317000 Pizza pan, HEZ324000 Inlaid wire shelf for multipurpose pan, HEZ325000 Grill tray, HEZ327000 Pizza stone, HEZ331003 Enamelled baking tray, HEZ331011 Baking tray, anti-adherent coating, HEZ332003 Multipurpose pan, HEZ332011 Multipurpose pan, anti-adherent, HEZ333001 Lid for professional pan, HEZ333003 Professional pan, HEZ334000 Wire shelf, HEZ338250 2 level telescopic shelf rails, HEZ915001 Glass roasting dish, 5,1 litres

Serie | 2
HGD645355M
Stainless Steel Gas Combination
Free-Standing Cooker



Technical Information:

- Gas hob
- Burners: 2 standard, 1 economy, 1 high speed
- Front left: Rapid burner 3 KW
- Rear left: Standard burner 1.7 KW
- Rear right: Standard burner 1.7 KW
- Front right: Economy burner 1 KW
- 1 Hand ignition
- Flame failure safety device
- Cast iron pan supports
- Glass cover lid with
- Extra large capacity oven (66 litres) with grey enamel
- Multifunction oven
- 7 cooking functions: Bottom heat, Circulating air, Top/bottom heat, Half width variable grill, Full width variable grill, Hotair grilling, Defrost setting
- Electronic clock
- Oven interior light
- Shelf support rails
- Telescopic shelf rails as optional accessory
- Drawer for kitchen utensils

- Adjustable feet
- Preset of liquid gas (28-30/37mbar)
- Natural gas nozzles (20 mbar) included
- Energy efficiency rating (acc. EU Nr. 65/2014): A
Energy consumption per cycle in conventional mode: 0.96 kwh Energy consumption per cycle in fan-forced convection mode: 0.88 kwh
- Number of cavities:
- Heat source: electrical
- Cavity volume: 66 litres

Optional Accessories:

- HEZ317000 Pizza pan, HEZ324000 Inlaid wire shelf for multipurpose pan, HEZ325000 Grill tray, HEZ327000 Pizza stone, HEZ331003 Enamelled baking tray, HEZ331011 Baking tray, anti-adherent coating, HEZ332003 Multipurpose pan, HEZ332011 Multipurpose pan, anti-adherent, HEZ333001 Lid for professional pan, HEZ333003 Professional pan, HEZ334000 Wire shelf, HEZ915001 Glass roasting dish, 5,1 litres

Serie | 2
HGA24W255M
Stainless Steel Gas
Free-Standing Cooker



Technical Information:

- Gas hob
- Burners: 2 standard, 1 economy, 1 wok burner
- Front left: Wok burner 3.6 KW
- Rear left: Standard burner 1.7 KW
- Rear right: Standard burner 1.7 KW
- Front right: Economy burner 1 KW
- Two hand ignition
- Flame failure safety device
- Cast iron continuous pan supports
- Glass cover lid
- Extra large capacity oven with grey enamel
- Gas oven
- 2 cooking functions: Gas bottom heat, Gas grill
- Electronic timer
- Oven interior light
- Shelf support rails
- Telescopic rails as optional accessory
- Full glass inner door

- Drawer for kitchen utensils
- Adjustable feet
- Preset of liquid gas (28-30/37mbar)
- Natural gas nozzles (20 mbar) included

Optional Accessories:

- HEZ317000 Pizza pan, HEZ324000 Inlaid wire shelf for multipurpose pan, HEZ325000 Grill tray, HEZ327000 Pizza stone, HEZ331003 Enamelled baking tray, HEZ331011 Baking tray, anti-adherent coating, HEZ332003 Multipurpose pan, HEZ332011 Multipurpose pan, anti-adherent, HEZ333001 Lid for professional pan, HEZ333003 Professional pan, HEZ334000 Wire shelf, HEZ338250 2 level telescopic shelf rails, HEZ915001 Glass roasting dish, 5,1 litres

Serie | 2
HGA243255M
Stainless Steel Gas
Free-Standing Cooker



Technical Information:

- Gas hob
- Burners: 2 standard, 1 economy, 1 high speed
- Front left: Rapid burner 3 KW
- Rear left: Standard burner 1.7 KW
- Rear right: Standard burner 1.7 KW
- Front right: Economy burner 1 KW
- 1 Hand ignition
- Flame failure safety device
- Cast iron pan supports
- Glass cover lid
- Extra large capacity oven (71 litres)
- Gas oven
- 2 cooking functions: Gas grill, Gas bottom heat
- Electronic timer
- Oven interior light
- Shelf support rails
- Full glass inner door
- Drawer for kitchen utensils
- Adjustable feet

- Preset of liquid gas (28-30/37mbar)
- Natural gas nozzles (20 mbar) included
- Energy efficiency rating (acc. EU Nr. 65/2014): A
Energy consumption per cycle in conventional mode: 1.77 kwh
- Number of cavities: 1
- Heat source: gas
- Cavity volume: 71 litres

Optional Accessories:

- HEZ317000 Pizza pan, HEZ324000 Inlaid wire shelf for multipurpose pan, HEZ325000 Grill tray, HEZ327000 Pizza stone, HEZ331003 Enamelled baking tray, HEZ331011 Baking tray, anti-adherent coating, HEZ332003 Multipurpose pan, HEZ332011 Multipurpose pan, anti-adherent, HEZ333001 Lid for professional pan, HEZ333003 Professional pan, HEZ334000 Wire shelf, HEZ915001 Glass roasting dish, 5,1 litres

Serie | 2
HGA233151M
Stainless Steel Gas
Free-Standing Cooker



Technical Information:

- Gas hob
- Burners: 2 standard, 1 economy, 1 high speed
- Front left: Rapid burner 3 KW
- Rear left: Standard burner 1.7 KW
- Rear right: Standard burner 1.7 KW
- Front right: Economy burner 1 KW
- Two hand ignition
- Flame failure safety device
- Steel pan supports
- Glass cover lid
- Extra large capacity oven (71 litres)
- Gas oven
- 2 cooking functions: Gas grill, Gas bottom heat
- Minute minder
- Oven interior light
- Shelf support rails
- Drawer for kitchen utensils
- Adjustable feet
- Preset of liquid gas (28-30/37mbar)

- Natural gas nozzles (20 mbar) included
- Energy efficiency rating (acc. EU Nr. 65/2014): A
Energy consumption per cycle in conventional mode: 1.77 kwh
- Number of cavities: 1
- Heat source: gas
- Cavity volume: 71 litres

Optional Accessories:

- HEZ317000 Pizza pan, HEZ324000 Inlaid wire shelf for multipurpose pan, HEZ325000 Grill tray, HEZ327000 Pizza stone, HEZ331003 Enamelled baking tray, HEZ331011 Baking tray, anti-adherent coating, HEZ332003 Multipurpose pan, HEZ332011 Multipurpose pan, anti-adherent, HEZ333001 Lid for professional pan, HEZ333003 Professional pan, HEZ334000 Wire shelf, HEZ915001 Glass roasting dish, 5,1 litres

3456_BSH_CATALOGUE_AU7.indd 151

Clothes as good as
new with every wash.



Notes:

Your kid's cuddly blanket is also
the bacteria's favorite?
Never mind.

The new Bosch washing machines with ActiveOxygen remove
up to 99.99% of bacteria — even at low temperatures.



Bosch – the number one in Europe!*

Bosch, Europe's No. 1 brand for major domestic appliances, is committed to implementing the guiding principle of the company's founder, Robert Bosch, which was that he would "rather lose money than trust". Outstanding engineering, in accordance with a responsible, value-oriented approach, assures that Bosch appliances satisfy the highest customer standards, for they are characterised by work-saving innovations, advanced technology, excellent workmanship and exemplary design.



Bosch quality.

Every Bosch washer to leave our factory complies with stringent standards. All sub-assemblies and components undergo thorough inspection before they are included in the production of your new Bosch washing machine. To demonstrate our commitment to quality, a further 2-3% of all production is resubmitted for quality audits. We stand proud by all our products when they leave the factory, so you have the confidence you've come to rely on when your appliance arrives.

*For major domestic appliances. Source: Euromonitor, volume sales, 2016

Bosch washing innovative milestones.

1971

Washing machine with automatic interval feature

1972

Fully automatic washer-dryer

1986

AquaStop™ system for washing machines

1988

Front loader washing machine with fuzzy control

1997

AquaSensor system for washing machines

2001

Washing machine dialogue display

2003

Washing machines with stain treatment table

2004

Washing machines with inclined drum and capacity of up to 9 kg

2005

Extremely quiet dryer with protective drum structure

2006

Washing machine with 15-minute programme. New German manufactured front loader with automatic AntiStain feature and 1-8 kg VarioSoft™ Drum. Washing and impregnation in a single process. 5 kg load in 60 minutes (power-wash)

2007

Logixx 10: 1-10 kg washer and 1-10 kg deducted air dryer

2008

World's most energy-efficient dryer through heat pump technology with SelfCleaning Condenser

2009

EcoSilence Drive™ motor sets energy benchmark: Energy efficiency class A – 30%. VarioPerfect™ washing logic. Heat pump tumble dryer with maximum energy-efficiency: A – 50%, washer-dryer with air condensation technology

2010

i-DOS™: Benchmark in innovative dosing of detergents

2011

New premium class washing machines and dryers: HomeProfessional

2012

Washing machine i-DOS™ WAY32890: Winner of iF Product Design Award and honorary mention in reddot Design Awards: Intelligent water dosing, low energy and water consumption, quiet drive and AntiVibration™ side panels, and high quality materials.

2013

Double honours at the 2013 Lean & Green Efficiency Awards

2015

ActiveOxygen button kills bacteria and germs up to 99.999%, even when washed at lower temperatures. It does not require any additional chemical washing agents and keeps clothes gentle, as well as scented





Wash like a professional.

Serie | 2

You have lots of hobbies and like to spend your free time doing things you enjoy, but housework is not one of them. Home appliances to you are utilities and not to be given much thought. They need to be dependable workhorses that deliver efficient value for your money.

Such are the home appliances of Serie 2.



Serie | 4

As a family-oriented person, you have impressive organisational skills. No matter how chaotic things get, you stay on top of the situation and keep things in order. Therefore, you look for home appliances that are easy to operate and fully support your lifestyle. You require a brand that truly understands your needs.

Such are the home appliances of Serie 4.



Serie | 6

You lead an active, sustainable lifestyle. You care about real benefits instead of technical gadgets. You opt for a timeless design and not for temporary trends. You trust the experience and expertise of a brand with a long tradition when you buy home appliances.

Such are the home appliances of Serie 6.



Serie | 8

To you, perfection is paramount. It manifests in form, function and a surprising ease of use. This high expectation can be found throughout your home, where everything is of high quality and thought through to the last detail. And so are your home appliances that excel in quality results and stand out with first-class design.

Such are the home appliances of Serie 8.



You can overdose or underdose. Or you can get the dosing just right.

The intelligent i-DOS™ automatic dosing system

Eliminate inaccurate dosing by hand! Thanks to i-DOS™, the HomeProfessional automatically doses just the right amount of liquid detergent and fabric conditioner. You only have to fill it up once and it will provide the perfect dosage for an average of 20 wash loads. Intelligent sensors in the washing machine measure the load quantity, fabric type and degree of soiling.

Precision dosing pumps then adds the appropriate amount of detergent – with millilitre precision. This couldn't be better for your laundry, which is washed thoroughly yet gently. It is also better for the environment: Exact dosing saves up to 7,062 litres of water per year*, not to mention a lot of liquid detergent.

Powerful

The precision pumps are so powerful that even concentrated detergents can be dosed exactly. It also means new detergent trends and innovations can be handled flexibly.

Intelligent

Once the washing machine is started, sensors record how much laundry is in the drum, the type of fabric and degree of soiling. So the washing machine always knows exactly how much detergent and fabric conditioner is required.

Precise

High-precision gear pumps convey the liquid from the tank to the laundry. Exactly one millilitre of liquid detergent is dispensed per 18 gear revolutions. This allows for exceptionally precise dosing.

Automatic programmes

How do you obtain perfect washing results? Simply press the 'start' button. With the two automatic programmes for normal or sensitive wash loads, the new Serie 6 i-DOS™ takes care of everything else on its own. The necessary amount of detergent is dosed automatically and the wash process is optimally adjusted to the demands of the particular wash load.

Economical

As only exactly the right amount of detergent is used and there is no possibility of insufficient or excess dosing, additional rinse cycles to get rid of excess soap suds are eliminated as well. And that saves up to 7,062 litres of water per year*.

Convenience and flexibility

The i-DOS™ intelligent automatic dosing system is fully integrated into the washing machine. The larger i-DOS™ tank holds 1.3 litres of liquid detergent, the smaller of the two holds 0.5 litres of fabric conditioner or a second liquid detergent (e.g. for coloured laundry). This reserve is sufficient for an average of 20 wash loads. You can, of course, add detergent manually as before, if for instance you need to use a special detergent, washing powder or bleaching agent. The tanks are not only easy and convenient to fill, they can also be effortlessly removed for emptying or cleaning purposes.

*wfk, Institute for applied science, Untersuchungsbericht WL 5132/10, test No: "Untersuchungsbericht 5132/10"
Average water consumption per year is based on 220 washing per year



Tailor-made to your needs.

With Bosch, there's a programme suited to your every need.

Programmes



AntiStain

The automatic stain option targets and eliminates the 4 most hard-to-remove stains – cosmetics, coffee, butter/oil and blood. The washing machine automatically adjusts the temperature, drum action and soaking time to the specific stains before the selected wash programme starts.



SuperQuick 15/30

A short programme of approximately 15/30 minutes for 2 kg of lightly soiled washing – that's roughly equivalent to one outfit or 10 men's shirts. Packing in a wash, two rinse cycles and improved rinse spinning, this is one of the shortest complete washing programmes of any machine in the market.



DrumClean

Programme for cleaning and maintaining the drum for unmatched performance, every time.



Night Wash

Freely selectable programme for extremely quiet washing, so that nothing disturbs your good night's sleep.

**Sensitive**

By prolonging the maximum wash temperature, increasing the water level and adding an extra rinse, this programme reduces exposure to allergens that irritate sensitive skin.

Handwash wool

An exceptionally gentle woollens handwash programme, which runs at only 27 rpm (usual speed is 50 rpm) with a soft wash action and special spin phase that ensures everything stays in good shape.

Mixed load

A fast wash that allows mixed fabrics and colour loads to be safely washed together. Originally designed with school uniforms in mind, it is capable of handling up to 3 kg of washing, and is ideal for quick washes that might be required before a full load of laundry is collected.

Reduced ironing option

The laundry is tumbled gently periodically during the normal programme spin cycle, and then at the end of the spin phase, keeping laundry fluffy and tangle-free. The result is reduced creasing, and therefore easier ironing.

Pre-wash option

For especially dirty clothes, a pre-wash will loosen dirt and remove it from the clothes prior to the main wash.

Jog Dial

Use the dial to select any programme you like with effortless ease. A turn of the dial easily takes you to the required setting – clearly indicated by red LED light bars.

Sports wash

A programme for modern sports clothes with sportswear microfibre technology like those used for gym, cycling or jogging.

Too good to be true.

EcoSilence Drive™.

Performance

EcoSilence Drive™ (with 10 years warranty)

Strong

We developed one of the most powerful motors for the HomeProfessional: The EcoSilence Drive™, with extremely strong permanent magnets.

Long-lasting

Friction generates heat, which is bad for the motor. With the new and innovative brushless design concept, the EcoSilence Drive™ neither heats up nor wears out. Moreover, as actions speak louder than words, we guarantee it. For the next ten years.

Economical

EcoSilence Drive™ sets a new benchmark in economy:

A+++.

 This means it is up to 32% more economical than an energy efficiency class A-rated appliance. After all, without carbon brushes, no more inhibiting friction is generated in the motor. Therefore, the EcoSilence Drive™ can use its full power to drive the washing machine without any energy loss.

Quiet

As there is no friction from carbon brushes, there is also no excessive motor noise. That makes the EcoSilence Drive™ one of the quietest motors in its class and the best example that less can indeed be more.



Bosch in every detail.

The features that set us apart.

Key features

AntiVibration™ design

The new spiral design of the side walls increases stability and reduces vibrations. Optimum sound insulation dampens noise further.

VarioPerfect™ – Eco option

If you want to save electricity, select the EcoPerfect option with your normal washing cycle from the VarioPerfect™ logic system and save up to 50% energy.

VarioPerfect™ – Speed option

If you have no time to do laundry, select the SpeedPerfect option with your normal washing cycle from the VarioPerfect™ logic system and save up to 60% of washing cycle time.

VarioSoft™ Drum system

The unique patented VarioSoft™ Drum system for faster, gentler washing is exclusively available from Bosch. When the drum is rotated over the steep sides, articles are washed more intensively in normal programmes – and over the flat sides, with extra care for delicate programmes.

Asymmetrical glass porthole

The unique porthole on the VarioSoft™ Drum also decisively improves washing results. The asymmetrically curved inner surface of the porthole gently returns articles to the centre of the drum, permanently integrating them in the wash process.

AquaPlus

With AquaPlus, a higher water level is used throughout the wash and rinse cycles of the chosen wash programmes – for the best rinsing results.

3D AquaSpa wash system

A wash and shower system for optimum washing results. Water enters the drum from three sides for quick and effective distribution. During the cycle, specially designed paddles scoop up the water, gently bathing the wash load and ensuring gentle washing and optimum usage of the water in the drum.

ActiveWater™

Intelligent water management

The most intelligent water system ever, with flow sensors that detect the level of soiling so that only the exact amount is used for any load. WaveDrum

Advanced textile care

The 'wave' drop-design drum means just the right amount of gentle textile agitation for a perfect wash. In addition, the optimised paddle and drum design makes for precise textile movement, constant water flow and equal detergent distribution for perfect results every time.

Convenience

Self-cleaning detergent drawer

The self-cleaning detergent drawer has smooth walls and nozzles that automatically flush the two detergent chambers clean as water is added. This makes sure that the water is always clean for the follow-up rinse cycles.

Time delay

This option allows you to programme your washing machine to start or finish between 1 and 24 hours after you set it.

Digital display

Our washing machine features a large display that clearly shows the wash progress, time remaining, spin speed and temperature selected.

Most sophisticated sensors ever

Intelligent water flow rate sensors assess the required water not only by load size, but also by laundry type. This allows for exact control of the optimum water level.

Reload

Thanks to Bosch Reload function, forgotten laundry items can be added during the cycle by pressing start/pause button. The washing machine automatically adjusts the water level and allows you to open the door so you can also add/remove big items such as bed sheets and towels.

Safety

AquaStop™

All Bosch washing machines are designed with safety in mind, from the highly pressure-resistant water supply hose and overflow prevention systems, to the electronic lock that prevents the porthole from being opened unintentionally mid-cycle.



When space is of the essence.

What do you do when you have limited space, but still want to enjoy perfectly washed and dried laundry? We're here to help. With the Bosch stacking kit, you can position your washing machine and dryer on top of each other, saving you time, while giving you unmatched washing results. Or you can simply bring home a Bosch washer-dryer and enjoy the benefits of two appliances rolled into one.

AutoDry Technology™

Aided by innovative sensors, this intelligent technology guarantees even drying of your garments. Not only is your washing dried gently, it gets optimum care treatment too.

Wash and dry 4 kg of laundry in one go

You can wash and dry up to 5 kg of laundry without having to take out clothes in between cycles.

Refresh programme

Minimise creases with the innovative refresh function, suitable for refreshing business suits, jackets and trousers, or dry-clean only items that cannot be washed in the washing machine.

3456_BSH_CATALOGUE_AU7.indd 167

Automatic Washing Machines

Serie | 8 WAW3256XGC White / WAW32560GC Inoxlook Automatic Washing Machine



Energy efficiency class ★★ ★

Main Features:

- Capacity: 9 kg
- Energy Efficiency Class: A+++ -30%
- Max. spin speed: 1600 rpm
- Noise level washing dB (A) re 1 pW: 48
- AntiStain - with 4 stain options

Special Programmes:

- Shirts, sports/fitness, Super 15 min, quick wash/mixture, AllergyPlus

Options:

- varioPerfect: time or energy optimized programmes with perfect wash performance
- Touch control buttons: Prewash, Reduced Ironing, Spin speed reduction, Time delay, Temperature, SpeedPerfect, EcoPerfect, Start / Reload / Pause, stain selection, rinse hold, 24 h Time delay
- 4 stain options - activatable with standard programmes

Convenience and Safety:

- WaveDrum: gentle and efficient washing
- DrumClean with reminder function
- Reload Function: Yes
- EcoSilence Drive™: BLDC motor (10 years warranty)
- AntiVibration Design: More stable and silent

- Flow-through sensor
- ActiveWater: water management system
- Multiple water protection
- Energy and water consumption Indication
- Control dial with integrated On-/Off mode
- Foam detection system
- Unbalanced load detection
- Childproof door lock
- Self cleaning detergent drawer
- Divider for Liquid Detergent

Technical Information:

- Dimensions (HxWxD): 84.5 x 60 x 59 cm

Serie | 6 WAT28780GC ActiveOxygen Automatic Washing Machine



Energy efficiency class ★★ ★

Main Features:

- Capacity: 9 kg/1400 rpm
- Energy Efficiency Class: A+++ -30%

Speical Programmes:

- Active Oxygen Refresh, Drum Clean, AllergyPlus, Shirt Business, Duvet, Sportswear, Super 15/30'

Options:

- varioPerfect: time or energy optimized programmes with perfect wash performance
- Active Oxygen
- Touch control buttons: Prewash, Reduced Ironing, Spin speed reduction, Time delay, Temperature, SpeedPerfect, EcoPerfect, Start / Reload / Pause, rinse hold, Memory, 24 h Time delay

Convenience and Safety:

- Drum interior light
- VarioDrum: gentle and efficient washing
- DrumClean with reminder function
- 32 cm porthole, chrome, white with 165° opening door
- Magnet Lock

- Reload Function: Yes
- EcoSilence drive with 10 year warranty
- AntiVibration Design: More stable and silent
- Sound insulation
- Flow-through sensor
- ActiveWater: water management system
- Multiple water protection
- Consumption Indication: Information about energy and water consumption
- Jog dial
- Foam detection system
- Childproof door lock
- Self cleaning detergent drawer
- Divider for Liquid Detergent

Technical Information:

- Dimensions (HxWxD): 84.8 x 59.8 x 59 cm

Serie | 6 WAT28561GC Stainremove Automatic Washing Machine



Energy efficiency class ★★ ★

Main Features:

- Capacity: 9 kg/1400 rpm
- Energy Efficiency Class: A+++ -30%

Special Programmes:

- Down, dark laundry, shirts, sports/fitness, quick wash/mixture, AllergyPlus, wool, delicates/silk

Options:

- varioPerfect: time or energy optimized programmes with perfect wash performance
- Touch control buttons: Prewash, Reduced Ironing, Spin speed reduction, Time delay, Temperature, SpeedPerfect, EcoPerfect, Start / Reload / Pause, stain selection, rinse hold, 24 h Time delay
- 4 stain options - activatable with standard programmes

Convenience and Safety:

- VarioDrum: gentle and efficient washing
- DrumClean with reminder function
- 32 cm porthole, silver-black grey with 165° opening door
- Magnet Lock
- Reload Function: Yes
- EcoSilence drive with 10 year warranty

- AntiVibration Design: More stable and silent
- Flow-through sensor
- ActiveWater: water management system
- Multiple water protection
- Consumption Indication: Information about energy and water consumption
- Jog dial
- Foam detection system
- Childproof door lock
- Self cleaning detergent drawer

Technical Information:

- Dimensions (HxWxD): 84.8 x 59.8 x 59 cm

Serie | 6
WAT28682GC
i-DOS Automatic Washing Machine



Energy efficiency class ★★★★★

Main Features:

- Capacity: 9 kg
- Energy Efficiency Class: A+++ -30%
- Max. spin speed: 1400 rpm
- Noise level washing dB (A) re 1 pW: 49
- i-DOS: automatic dosing of liquid detergent and softener

Special Programmes:

- Duvet, Automatic, Intensive, AllergyPlus, Super 15/ 30, curtains, mixture, dark laundry

Options:

- varioPerfect: time or energy optimized programmes with perfect wash performance
- Touch control buttons: Temperature, Spin speed reduction, Prewash, EcoPerfect, SpeedPerfect, 24 h Time delay

Convenience and Safety:

- DrumClean with reminder function
- Magnet Lock

- Reload Function: Yes
- EcoSilence Drive™: BLDC motor Motor (10 years warranty)
- AntiVibration Design: More stable and silent
- Flow-through sensor
- ActiveWater: water management system
- Multiple water protection
- Consumption Indication: Information about energy and water consumption
- jog dial
- Foam detection system
- Childproof door lock
- Self cleaning detergent drawer

Technical Information:

- Dimensions (HxWxD): 84.8 x 59.8 x 59 cm

Serie | 6
WAT28461GC White / WAT2847XGC
Inoxlook Automatic Washing Machine



Energy efficiency class ★★★★★

Main Features:

- Capacity: 9 kg
- Energy Efficiency Class: A+++ -30%
- Max. spin speed: 1400 rpm
- Noise level washing dB (A) re 1 pW: 49

Special Programmes:

- Extra Rinse / Starching, dark laundry, Drum clean, shirts, sports/fitness, quick wash/mixture, Drain / Spin, AllergyPlus, Super 15/ 30, Duvet, wool, delicates/silk

Options:

- varioPerfect: time or energy optimized programmes with perfect wash performance
- Touch control buttons: Start / Reload / Pause, Reduced Ironing, Extra rinse, Spin speed reduction

Convenience and Safety:

- VarioDrum: gentle and efficient washing
- Magnet Lock
- EcoSilence Drive™: BLDC motor Motor (10 years warranty)
- AntiVibration Design: More stable and silent

- Flow-through sensor
- ActiveWater: water management system
- Multiple water protection
- 3D AquaSpa wash system with cascade for faster water penetration
- Consumption Indication: Information about energy consumption
- Large LED-Display for programme status indication, temperature selection, max. spin speed, remaining time and 24 h end time delay, load recommendation and consumption indication
- AquaSensor for optimum rinse results: Yes
- Foam detection system
- Unbalanced load detection
- Childproof door lock
- Buzzer to indicate the end of cycle
- Self cleaning detergent drawer
- Divider for Liquid Detergent

Technical Information:

- Dimensions (HxWxD): 84.8 x 59.8 x 61.8 cm

Serie | 6
WAT24462GC
Automatic Washing Machine



Energy efficiency class ★★★★★

Main Features:

- Capacity: 9 kg
- Energy Efficiency Class: A+++ -30%
- Max. spin speed: 1200 rpm
- Noise level washing dB (A) re 1 pW: 49

Special Programmes:

- Extra Rinse / Starching, dark laundry, Drum clean, shirts, sports/fitness, quick wash/mixture, Drain / Spin, AllergyPlus, Super 15/ 30, Duvet, wool, delicates/silk

Options:

- varioPerfect: time or energy optimized programmes with perfect wash performance
- Touch control buttons: Start / Reload / Pause, Reduced Ironing, Extra rinse, Spin speed reduction

Convenience and Safety:

- VarioDrum: gentle and efficient washing
- Magnet Lock
- EcoSilence Drive™: BLDC motor Motor (10 years Warranty)
- AntiVibration Design: More stable and silent
- Flow-through sensor
- ActiveWater: water management system

- Multiple water protection
- 3D AquaSpa wash system with cascade for faster water penetration
- Consumption Indication: Information about energy consumption
- Large LED-Display for programme status indication, temperature selection, max. spin speed, remaining time and 24 h end time delay, load recommendation and consumption indication
- AquaSensor for optimum rinse results: Yes
- Foam detection system
- Unbalanced load detection
- Childproof door lock
- Buzzer to indicate the end of cycle
- Self cleaning detergent drawer
- Divider for Liquid Detergent

Technical Information:

- Dimensions (HxWxD): 84.8 x 59.8 x 61.8 cm

Serie | 4
WAK24210GC
Automatic Washing Machine



Energy efficiency class ★★★

- Main Features:**
- Capacity: 8 kg
 - Energy Efficiency Class: A+++
 - Max. spin speed: 1200 rpm
 - Noise level washing dB (A) re 1 pW: 56

- Special Programmes:**
- Easy-care plus dark laundry, mixture, outdoor, shirts, sports/fitness, AllergyPlus, Super 15/ 30

- Options:**
- varioPerfect: time or energy optimized programmes with perfect wash performance, Short-stroke buttons: Start / Reload / Pause, Reduced Ironing, EcoPerfect, SpeedPerfect, Time, delay, Temperature, Spin speed reduction/Yes

- Convenience and Safety:**
- WaveDrum
 - Multiple water protection
 - Display for programme progress, temperature, spin speed, remaining time and 24 h endtime delay
 - AntiVibration Design: more stability and quietness

- 3D AquaSpa wash system with cascade for faster water penetration
- Multiple-stage
- Foam detection system
- Unbalanced load detection
- Self cleaning detergent drawer
- AquaSensor for optimum rinse results
- Childproof door lock
- Buzzer to indicate the end of cycle
- Magnet Lock

- Technical Information:**
- Dimensions (HxWxD): 84.8 x 59.8 x 61.8 cm

Serie | 4
WAK20200GC White, WAK2020SGC
Silver Automatic Washing Machine



Energy efficiency class ★★★

- Main Features:**
- Capacity: 7 kg
 - Energy Efficiency Class: A+++
 - Max. spin speed: 1000 rpm
 - Noise level washing dB (A) re 1 pW: 56

- Special Programmes:**
- Easy-care plus dark laundry, mixture, outdoor, shirts, sports/fitness, AllergyPlus, Super 15/ 30

- Options:**
- varioPerfect: time or energy optimized programmes with perfect wash performance, Short-stroke buttons: Start / Reload / Pause, Reduced Ironing, EcoPerfect, SpeedPerfect, Time, delay, Temperature, Spin speed reduction

- Convenience and Safety:**
- WaveDrum
 - Multiple water protection
 - Display for programme progress, temperature, spin speed, remaining time and 24 h endtime delay

- AntiVibration Design: more stability and quietness
- 3D AquaSpa wash system with cascade for faster water penetration
- Foam detection system
- Unbalanced load detection
- Self cleaning detergent drawer
- AquaSensor for optimum rinse results
- Childproof door lock
- Buzzer to indicate the end of cycle
- Magnet Lock

- Technical Information:**
- Dimensions (HxWxD): 84.8 x 59.8 x 61.8 cm

Serie | 2
WAB20260GC
Automatic Washing Machine



Energy efficiency class ★★★

- Main Features:**
- Capacity: 6 kg
 - Energy Efficiency Class: A+++
 - Max. spin speed: 1000 rpm
 - Noise level washing dB (A) re 1 pW: 57

- Special Programmes:**
- Easy-care plus mixture, shirts, sports/fitness, AllergyPlus, Super 15/ 30

- Options:**
- varioPerfect: time or energy optimized programmes, with perfect wash performance
 - EcoPerfect, SpeedPerfect, Time delay, Temperature, Spin speed reduction/Yes

- Convenience and Safety:**
- Multiple water protection
 - ActiveWater: water management system
 - display for programme progress, temperature, spin speed, remaining time and 24 h endtime delay
 - Foam detection system
 - AquaSensor for optimum rinse results
 - Aquatronic wash system

- Unbalanced load detection
- Childproof door lock
- 24 h end time delay / remaining time

- Technical Information:**
- Dimensions (HxWxD): 85 x 60 x 56 cm

Washing machine Condenser Dryers

Serie | 6 WTG86401GC Condenser Dryer



Energy efficiency class **

Main Features:

- Capacity: 9 kg
- Dryer type: Condenser
- Energy efficiency class: B

Special Programmes:

- Mix, wool drying in basket, time programme warm, allergy plus, sportswear, Down wear, super quick 40, shirts 15, Delicates

Options:

- Anti crease cycle 120 min at the end of the programme
- Touch control buttons: Low Heat, Signal, less ironing, end time delay, programme length, start/pause, Fine-tuning of drying aim, 24 h end time delay

Comfort and Safety:

- AutoDry technology
- soft dial
- Large LED-Display for remaining time and 24 h end time delay, programme status indication, special functions
- Sensitive Drying System: Big Stainless steel drum with textile care structure, soft design paddles
- Wool drying basket

- AntiVibration Design: more stability and quietness
- Drum interior light: LED
- Childproof
- Buzzer to indicate the end of cycle
- Glass door with frame silver-black grey
- Comfort lock
- Door hinge: right-hand
- Drain Set

Technical Information:

- Dimensions (HxWxD): 84.2 cm x 59.8 cm x 63.6 cm

Optional Accessories:

- WTZ11300: Stacking kit white
- WTZ11310: Stacking kit with pullout shelf

Serie | 6 WTG86400GC Condenser Dryer



Energy efficiency class **

Main Features:

- Capacity: 8 kg
- Energy efficiency class: B
- 2 Energy Star according to the UAE energy efficiency label

Special Programmes:

- Woollen finish, mix, time programme warm, time programme cold, allergy plus, sportswear, Down wear, shirts 15

Options:

- Anti crease cycle 60 min at the end of the programme
- Touch control buttons: Low Heat, Signal, less ironing, end time delay, programme length, start/pause, Fine-tuning of drying aim, 24 h end time delay

Comfort and Safety:

- AutoDry technology
- Soft dial
- Large LED-Display for remaining time and 24 h end time delay, programme status indication, special functions.
- Sensitive Drying System: Big Stainless steel drum with textile care structure, soft design paddles
- EasyClean filter

- AntiVibration Design: more stability and quietness
- Drum interior light: LED
- Childproof
- Buzzer to indicate the end of cycle
- Glass door with frame silver-black grey
- Comfort lock
- Door hinge: right-hand

Technical Information:

- Dimensions (HxWxD): 84.2 cm x 59.8 cm x 63.6 cm

Optional Accessories:

- WTZ11300: Stacking kit white
- WTZ11310: Stacking kit with pullout shelf

Serie | 2 WTE84106GC Condenser Dryer



Energy efficiency class **

Main Features:

- Capacity: 7 kg
- Energy efficiency class: B
- 2 Energy Star according to the UAE energy efficiency label
- Electronic humidity control

Special Programmes:

- sportswear, 20min warm, super quick 40

Options:

- Anti crease cycle 120 min at the end of the programme
- Touch control buttons: Start/Stop, Low Heat

Comfort and Safety:

- AutoDry technology
- Sensitive Drying System: Big Galvanised drum with textile care structure, soft design paddles
- LED programme progress indicator and service notes

- Fully electronic control dial for sensor drying programmes, timed and special programmes
- AntiVibration Design: more stability and quietness
- EasyClean filter
- Round door white
- Door hinge: right-hand
- Metal door closing hook

Technical Information:

- Dimensions (HxWxD): 84.2 cm x 59.8 cm x 63.9 cm

Optional Accessories:

- WTZ11300: Stacking kit white
- WTZ11310: Stacking kit with pullout shelf

Automatic washer dryers

Serie | 6**WVG30460GC White, WVG3046SGC
Silver Automatic Washer Dryer****Energy efficiency class ★★☆☆****Main Features:**

- Capacity: 8kg washing, 5 kg drying
- Energy efficiency class: A
- Max. spin speed: 1500 rpm
- Noise level washing (dB): 52
- Noise level drying (dB): 59

Special Programmes:

- washing: Single Rinse, Drum, Clean, mixed load, quick 15', Drain / Spin, allergy, plus, Duvet, wool, delicates/silk, Special programmes drying: Low heat drying, Intensive dry, Wash & Dry 60

Options:

- TouchControl buttons: start/pause with reload function, Rinse plus, Start delay, Spin speed reduction, Temperature, drying, EcoPerfect, SpeedPerfect

Comfort and Safety:

- Multiple water protection
- Large LED-Display for programme status indication, temperature selection, max. spin speed, remaining time and 24 h end time delay and load recommendation

- EcoSilence Drive: (with 10 years warranty)
- Flow sensor for optimal water use
- VarioSoft drum system for shorter and more gentle washing
- ActiveWaterPlus: resource gentle watermanagement
- Foam detection system
- Unbalanced load detection
- Buzzer at end of programme
- Overdosage indication
- Childproof
- Door hinge: right-hand
- Metal door closing hook
- comfort lock

Technical Information:

- Dimensions (HxWxD)
: 85.0 cm x 60.0 cm x 59.0 cm

3456_BSH_CATALOGUE_AU7.indd 173