

# Laundry Solutions



**BOSCH**  
Invented for life

Featuring i-DOS: the automatic, self-dosing system and the range of Bosch laundry appliances.



One of Europe's leading brands of front load washing machines.



## Bosch in every detail.

### Quality comes from experience

No single appliance leaves our factory until it has been proven to meet our high standards of quality, performance and sustainability. This was Robert Bosch's promise when he opened his first workshop in 1886, and this is the promise we strive to keep today. To help us achieve this, we are constantly developing new manufacturing processes.

### German engineering at its best.



# Why choose Bosch?



## **Bosch quality**

Over the years, Bosch has been surveyed to be one of the most reliable brands of washing machines by a leading independent consumer organisation in Australia.

Every Bosch washer that leaves our factory complies with stringent standards. All sub-assemblies and components undergo thorough inspection before they are included in the production of your new Bosch washing machine. To demonstrate our commitment to quality, a further 2–3% of all production is resubmitted for quality audits. We stand proud by all our products when they leave the factory so you have the confidence you have come to rely on when your appliance arrives. We back this up with a 2-year national warranty and an extensive after-sales service network throughout Australia.



## **Green Technology Inside**

This signet denotes products that focus on energy and water efficiency while achieving top performance based on Bosch technologies – and, like all Bosch products, have been manufactured with the aim of minimizing their impact on the environment. The signet stands for the resource-efficiency of our products – quite simply, for their 'Green Technology'.



## **10 Year EcoSilence Drive® motor warranty**

The EcoSilence Drive® is Bosch's most powerful motor to date. Instead of supplying electricity to the rotating armature via carbon brushes, we equipped the armature itself with extremely strong permanent magnets. As a result, we are able to offer a 10-year motor warranty on washing machine models that feature the EcoSilence Drive®.



# For every wish...

To make your selection process easier, we have divided our products into four categories. Each series allows you to discover the Bosch appliances that are right for you.

## HomeProfessional

HomeProfessional appliances are known for their energy efficiency and quiet operation, adding style to every laundry. Fast Dryer technology pumps in air at a higher operating temperature, drying your clothes up to 8 minutes per kilogram faster than other Bosch heat pump dryers in our range. Experience the innovation and beautiful design of the HomeProfessional series.

## Serie | 6

Your family's needs are your top priority – followed by your desire to be eco-friendly. In your household, the demands you place on your washer and dryer are especially high. The washing machines of Series 6 with the EcoSilence Drive® are not only user-friendly, durable and extremely quiet, but they always get your laundry perfectly clean using the least amount of energy. Dryers of Series 6 are also known for their sensor technology that monitors the residual moisture and temperature during the drying process to ensure garments are dried precisely and efficiently.

## Serie | 8

The appliances of Series 8 not only fulfil all of the demands for perfection, but their clever sensors and functions also reduce your work. The i-DOS automatic, self-dosing system adds the optimum amount of liquid detergent for every load, to the very millilitre. The SelfCleaning Condenser™ saves you the trouble of cleaning it, ensuring your dryer performs at its best load after load. In short, the appliances of Series 8 achieve perfect results with ease.

## Serie | 4

In everyday family life, entire mountains of laundry seem to build up. Sometimes you need them to be washed quickly. To let you wash the way you want, you need a flexible, easy-to-use appliance. The washing machines of Series 4 with SpeedPerfect can operate up to 65% faster, saving you time when washing. In addition, the Series 4 dryers with the Sensitive drying system provide gentle drying thanks to a unique drum structure.







## You can overdose or underdose. Or you can get the dosing just right.

Correct dosing depends on several factors. Simply guessing usually leads to incorrect dosing. Using too much detergent automatically results in increased water and energy consumption – that's not just bad for your laundry, it's also harmful to the environment. i-DOS, the integrated automatic dosing system from Bosch, dispenses the correct amount of liquid detergent to the very millilitre. Just fill the chamber once and i-DOS gets the dosing right for up to 26 washes.\*



### Overdosing

Too much detergent is not only harmful to your laundry and your skin; it also means increased consumption of water and energy.



### Underdosing

Too little detergent is false economy since you'll have to wash clothes repeatedly in order to get them really clean.

### Correct Dosing

i-DOS, the integrated automatic dosing system, dispenses the correct amount of liquid detergent to the very millilitre. That means a reduction of up to 30% in detergent requirements and a saving of up to 7.062\* litres of water a year.

\* Source: wfk, Institute for Applied Research, Survey Report WL5132/10 (Germany).

# Based on OMO Ultimate Liquid Detergent – average 50ml dose for a normal load.



#### Manual dosing.....

If you prefer, you can of course continue to dose manually for all programs, except the automatic ones. This is ideal, for instance, when you wish to use a special detergent, powder or stain remover.

#### i-DOS drawer 1

Add up to 1.3 litres of liquid detergent (eg. universal or colour) to this drawer.

#### i-DOS drawer 2

Add up to 0.5 litres of liquid detergent or fabric conditioner to this drawer.

#### Automatic program

All you have to do to obtain perfect washing results is press the start button: with the automatic program, the necessary amount of detergent is dosed automatically and the wash process optimally adjusted to the demands of the particular wash load.

## What could be more simple? Fill up once and wash 26 times.#

You can rely on this convenience: fill up once and save every time you wash. Thanks to intelligent automatic dosing and automatic programs, the Bosch i-DOS always does everything exactly right.

#### This is how i-DOS works:

Special sensors determine the laundry's weight, fabric type and in the automatic programs, water hardness, and even the degree of soiling.

Based on these factors, the optimum amount of detergent is dispensed.



Laundry weight



Fabric type



Water hardness



Soiling level

# Based on OMO Ultimate Liquid Detergent – average 50ml dose for a normal load.

# Wash programs and options for optimal wash performance.



## Delicates / Silk Program

A wash program suitable for silks, delicate viscose and synthetic items. The standard wash temperature is preselected at 30°C, and depending on the fabric wash instructions, may be increased to 40°C or even reduced to a cold wash to provide a temperature-controlled wash.

## Wool Program

The wool program is tailored to give the optimum treatment for wool garments. It offers a gentle wash action at an optimum temperature of 30°C. The gentle spin at the end of the cycle extracts water gently, which helps garments retain their shape.

## Mixed Load

A program designed to wash mixed fabrics of up to 3.5kg in approximately 60 minutes. Ideal for garments that need to be washed urgently, without the need to wait for a full load.

## Drum Clean with reminder

To prevent odour build-up, a drum clean is recommended before first use of your washing machine, and if you regularly wash at 40°C or lower. An LED reminder function will flash after more than 20 washes (of 40°C or lower) when drum clean is required.



## Quilt / Duvet

This program uses higher water levels for washing and rinsing. Ideal for washing larger textiles such as quilts, duvets, blankets, bedcovers and pillows filled with synthetic fibres up to 2.5kg.

## Night Wash

This program has the end sound turned off, thus making it suitable to be run at night. It uses 40°C hot water to wash and dries at a spin speed of 800 rpm with lower noise output. Suitable for cotton, synthetic fabrics or blended fabrics. Maximum load capacity 3.5kg.

## Reload Function

Reload Function allows you to add additional items of laundry after the program has started if it is within safe water and temperature levels.

## Easy Iron

Clothes are tumbled gently during the normal program spin cycle and then at the end of the spin phase. This keeps laundry fluffy and tangle-free for reduced creasing and easy ironing.

## Easy Care

Recommended for synthetic and blended fabrics up to 4kg, with a temperature of 60°C.



## Allergy Plus

A higher water level, extra rinse cycles and a higher water temperature (eg. 60°C) wash away detergent residues left in the laundry for exceptional hygienic cleaning. Good news for those with sensitive skin.

## Pre-wash

For stubborn stains or heavily soiled garments, a pre-wash will loosen dirt and remove it prior to the main wash.

## Shirts / Blouses

This program is ideal for 2kg of shirts and blouses. The gentle spin cycle makes ironing effortless and for greater convenience, no-iron shirts can simply be hung to dry.

## SuperQuick 15 / SuperQuick 30

A short wash program of approximately 15 minutes for up to 2kg of lightly soiled washing or a 30 minute wash program for up to 3.5kg. A wash, with extra rinse cycles and improved rinse spinning, this is one of the shortest complete wash programs.



## Sportswear

The Sportswear wash program is designed specifically for functional and sports fabrics with micro-fibre technology, like those used for gym, cycling or jogging. The program offers two rinse cycles with a gentle washing action for greater fabric protection.


## Dark Wash

Dark clothes, particularly jeans, often need special treatment. The Dark Wash program suitable for cotton and synthetic textiles, features low water temperatures, which provide better wash results for darker garments. The gentle washing action helps protect fibres against bleeding and keeps dark clothes looking new.

## Cottons Eco

For even greater efficiency, Bosch has developed a program for the resource-savvy. On selected models, the Cottons Eco wash program offers an initial 60 minute wash cycle before the first rinse. Ideal for light-to-medium soiled garments, a longer wash reduces resource consumption, while still providing impressive wash results.

## Save energy with Bosch washing machines.



### Introducing EcoProjection.

An LED bar displays five possible levels of water and energy consumption per kilogram, giving you an indication of the resource efficiency of your chosen program/option combination. The less bars shown, the greater the resource efficiency of the wash cycle.

### VarioPerfect™

Ensures top wash results for all types of fabrics and every load. Choose from SpeedPerfect when you're in a rush or EcoPerfect when you want to reduce resource consumption.

#### SpeedPerfect

Reduces program times for the fastest wash possible – perfect for when speed is of the essence.

#### EcoPerfect

Allows most programs to be more efficient and is the ultimate program for saving energy.





## Features and programs for everyday use.

10 year  
Motor  
Warranty



### EcoSilence Drive®

Setting a new benchmark in energy efficiency, the EcoSilence Drive® motor works without brushes to eliminate mechanical stress, friction and wear, providing better washing performance. As there is no friction, there is also no excessive motor noise. That makes the EcoSilence Drive® one of the quietest motors in its class and the best example that 'less can indeed be more'.

### ActiveWater™ technology

All Bosch washing machines feature an automatic load sensing function that adapts the water consumption to the relevant load size.

### ActiveWater™ Plus technology

On selected models, ActiveWater™ Plus technology takes this to the next level of intelligence boasting up to 256 load levels, which can detect the precise amount of water flowing into the machine. This means that 1kg of laundry can be washed just as efficiently as a full 8kg load.

### Sensor technology

A network of intelligent sensors automatically control the wash process that not only ensures perfect wash results, but minimises water and energy consumption.



### VarioDrum

The new VarioDrum design is gentle on your clothes, offering the ultimate in garment care.

### Asymmetrical porthole

The glass of the special asymmetrically curved porthole softly projects into the VarioDrum. It gently returns washing back into the centre of the drum on each rotation, ensuring even circulation.

### AquaStop™ anti-flood protection

The AquaStop™ system provides 100% anti-flood protection\* and is guaranteed for the entire service life of the appliance.

### User-friendly interface

Stylish, straightforward control panel with JogDial and LED display for easy selection of wash programs, spin speeds, temperature and other functions.

### AntiVibration™ side walls

The AntiVibration™ design of the side walls provides stability and reduces vibrations. It also helps regulate noise levels, making it extremely quiet during the spin cycle.

Features vary depending on model. Please check individual product specifications.

\* Must be connected and switched on at the mains.



# Bosch Washing Machines



	WAW32640AU Series 8	WAW28460AU Series 8	WAT24220AU Series 6
<b>Design Features</b>	Door window type Opening angle (degrees) Screen display panel	32cm porthole 171° LED	32cm porthole 165° LED
<b>Performance Features</b>	Max capacity	8.5kg	8kg
	Water efficiency rating	4.5 (73 litres per wash)	5 (57 litres per wash)
	Energy efficiency rating	4.5 (250 kWh per annum)	4 (315 kWh per annum)
	Spin speed control (min – max rpm)	400–1600	400–1200
<b>Additional Features</b>	ActiveWater™ technology	ActiveWater™ Plus	ActiveWater™ Plus
	EcoSilence Drive®	●	●
	AntiVibration™ side walls	●	●
	Drum system	VarioDrum	VarioDrum
	Drum volume	65 litres	65 litres
	Operating noise volume (dB)	47–73	47–71
	Self-cleaning detergent drawer	●	●
	i-DOS automatic dosing system	●	●
	Reload function	●	●
	Energy/Water consumption indicator	●	●
All Bosch washing machines have automatic load adjustment, foam detection, time remain indicator, end-of-cycle signal and can also be placed under bench (built-under)			

<b>Wash Programs</b>	No. of Programs	14	14	15
<b>Programs (Standard)</b>	No. of additional options	5	4	4
	Cottons	●	●	●
	Cotton Eco			
	Cotton Stains			
	Easy-Care	●	●	●
	Mixed load	●	●	●
	Delicates / Silk	●	●	●
	Wool	●	●	●
	Automatic	●		
	Spin / Drain	●	●	●
	Reduced spin / Gentle spin			
	Rinse / Freshen up	●	●	●
	Dark Wash / Jeans			
	Sportswear	●	●	●
<b>(Special Programs)</b>	Shirts / Blouses		●	●
	Kidswear		●	●
	Allergy Plus	●	●	
	Drum Clean			●
	Drum Clean with reminder	●		
	Night wash	●		●
	Quilt	●		
	SuperQuick 15 min program	●	●	●
	SuperQuick 30 min program			●
	SpeedPerfect	●	●	●
	EcoPerfect	●	●	●
	Temperature selection	●	●	●
	Time delay	●	●	●
	Prewash	●		●
<b>Safety Features</b>	Intensive			
	Easy Iron	●	●	
	Rinse Plus	●	●	●
	Water protection system	AquaStop™	AquaSecure	AquaSecure
<b>Technical Information</b>	Child lock	●	●	●
	Dimensions (HxWxD) mm	845 x 600 x 590	845 x 600 x 590	848 x 598 x 632

# Bosch Washing Machines (cont)

Washer /  
Dryer  
See pg 28 for  
dryer specs



	WAK24160AU Series 4	WAE22466AU Series 4 Maxx	WVH28490AU Series 6 Wash+Dry
<b>Design Features</b>	Door window type Opening angle (degrees) Screen display panel	32cm porthole 165° LED	32cm porthole 180° LED
<b>Performance Features</b>	Max capacity Water efficiency rating Energy efficiency rating Spin speed control (min – max rpm) ActiveWater™ technology EcoSilence Drive®	7kg 4 Star (72 litres per wash) 4 Star (264 kWh per annum) 400–1200 ActiveWater™	8kg 4.5 (68 litres per wash) 4 (300 kWh per annum) 400–1400 ActiveWater™ Plus
<b>Additional Features</b>	AntiVibration™ side walls Drum system Drum volume Operating noise volume (dB) Self-cleaning detergent drawer i-DOS automatic dosing system Reload function Energy/Water consumption indicator All Bosch washing machines have automatic load adjustment, foam detection, time remain indicator, end-of-cycle signal and can also be placed under bench (built-under)	● VarioDrum 53 litres 55–73 ● ● ●	● Standard drum 55 litres 59–76 ● ● ●

<b>Wash Programs</b>	No. of Programs	15	15	12
<b>Programs (Standard)</b>	No. of additional options	4	2	4
	Cottons	●	●	●
	Cotton Eco	●	●	●
	Cotton Stains	●	●	●
	Easy-Care	●	●	●
	Mixed load	●	●	●
	Delicates / Silk	●	●	●
	Wool	●	●	●
	Automatic	●	●	●
	Spin / Drain	●	●	●
	Reduced spin / Gentle spin	●	●	●
	Rinse / Freshen up	●	●	●
	Dark Wash / Jeans	●	●	●
	Sportswear	●	●	●
	Shirts / Blouses	●	●	●
	Kidswear	●	●	●
	Allergy Plus	●	●	●
	Drum Clean	●	●	●
	Drum Clean with reminder	●	●	●
	Night wash	●	●	●
	Quilt	●	●	●
	SuperQuick 15 min program	●	●	●
	SuperQuick 30 min program	●	●	●
	SpeedPerfect	●	●	●
	EcoPerfect	●	●	●
	Temperature selection	●	●	●
	Time delay	●	●	●
	Prewash	●	●	●
	Intensive	●	●	●
	Easy Iron	●	●	●
	Rinse Plus	●	●	●
<b>Safety Features</b>	Water protection system	AquaSecure	AquaSecure	●
	Child lock	●	●	●
<b>Technical Information</b>	Dimensions (HxWxD) mm	850 x 600 x 600	848 x 600 x 590	850 x 600 x 600

## Perfect results made easy with Bosch dryers.

The Bosch dryer range includes heat pump with ActiveAir technology, condenser and vented dryers.



### ActiveAir technology

ActiveAir dryers are one of the most economical dryers on the market. The heat pump technology is designed to work without conventional heating. The air used for drying is heated by the heat pump and the existing heat is reused efficiently during the entire drying process.



### Condenser

Condenser dryers collect the condensed water vapour that occurs during the drying process in an easy-to-access container. As a result they do not require an external wall vent.




### Vented

Vented dryers exhaust the water vapour through a pipe at the back of the dryer, which must ventilate directly into the open air through.





## Drying options for all your needs.



### SelfCleaning Condenser™


The patented SelfCleaning Condenser™ not only saves you the chore of manual cleaning, it also ensures the dryer performs economically with optimal energy efficiency. It also outperforms the qualifying limit for a 6 Star energy rating dryer by 33%\*.

### AutoDry

Intelligent sensors monitor the temperature and residual moisture content throughout the drying process to ensure your garments are dried precisely to the desired setting without over or under heating. This ensures garments are treated with maximum care whether you select iron, cupboard or extra dry programs.

### Timer

The time remaining display shows you how long is left in the program, while the delay function allows you to delay the start of drying for 60 minutes or up to 24 hours.



### Sensitive drying system

A textile-friendly drum design and SoftFlow® paddles ensure soft, fluffy laundry. The large capacity drum (depending on model) additionally protects laundry and reduces creasing.

### User-friendly interface

All functions are now easier and faster to access thanks to the new user logics and light guidance system.

### Glass door

Selected Bosch dryers have a clear glass door, which offers maximum visibility during the drying program.

### AntiVibration™ side walls

Psst! The special AntiVibration™ design of the side walls makes Bosch washing machines and dryers extremely quiet. It also helps reduce vibrations and ensures greater stability... just in case you want to do the washing at night.



### Fast Dryer technology

Pumps in air at a higher operating temperature, drying your clothes up to 8 minutes per kilogram *faster* than other Bosch heat pump dryers.

### Sportswear

A gentle drying program developed to handle the functional and sports fabrics with micro-fibre technology that complements the Sportswear washing program in selected Bosch washers.

### Down Wear

This special drying program is a moisture-controlled program with interval spinning. It dries up to 1.5kg of down clothing to soft and feather-light perfection without the addition of agitating aids (eg. tennis balls).

### Towels

Even heavy textiles are fully dried thanks to moisture-controlled programs in which the degree of moisture remaining in the garments is constantly measured. Terry towelling items like bath robes and hand towels come out soft and fluffy.



### Wool / Shoes in basket program

A time based special program that allows your woollen clothing / favourite shoes to be dried using the woollen basket and therefore ideal for items that do not require mechanical action.

### Easy Iron

The reduced ironing feature with 2 setting options helps reduce creasing and extends the anti-creasing phase once the program has ended.

### Low Heat Delicates

Bosch dryers have an innovative low heat feature that protects temperature sensitive textiles by automatically reducing the heat and extending the drying time.

### SuperQuick 40

The SuperQuick 40 option is designed for washing to be dried quickly – maximum 2kg load. Specifically for synthetic fabrics, cotton and blended fabrics.

# Bosch Dryers



	WTY878701AU Home Professional	WTW87565AU Series 8	WTG86400AU Series 6
Type	Heat Pump Condenser		
Complimentary design washing machines			
<b>Design Features</b>			
Control	Fully electronic single button	Heat Pump Condenser WAW28460AU, WAW28540AU, WAW32640AU	Condenser WAP28380AU
Door hinge	Right side / Reversible	Right side	Right side
Opening angle (degrees)	Glass	Glass	Glass
Screen display panel	180° TFT	170° LED	175° LED
Control buttons / Dial	TouchControl with Jog dial	TouchControl with Jog dial	Touch control with soft dial
Drum material	Stainless steel	Stainless steel	Stainless steel
Internal drum light	●	●	●
Max capacity	9kg	9kg	8kg
Energy efficiency rating	7 Star (165 kWh per annum)	7 Star (160 kWh per annum)	2 Star (360 kWh per annum)
Max heat output	N/A	N/A	2500W
<b>Performance Features</b>			
ActiveAir technology	●	●	●
AntiVibration™ walls	●	●	●
Automatic Selfcleaning Condenser™	●	●	●
Anti-crease program	30-120 min	60/120 min	120 min
Drum volume	112 litres	112 litres	112 litres
Operating noise volume (dB)	64	64	65
Condensed water indicator	●	●	●
Supplied accessories	Drain hose kit	Drain hose kit	Drain hose kit
All Bosch dryers have time delay start, time remain indicator, lint filter indicator, end-of-cycle signal and can also be placed under bench (built-under)			

<b>Drying Programs</b>	No. of Programs	14	14	15
<b>Programs (Standard)</b>	Time-based programs	2	2	2
	Cottons / Colours	●	●	●
	Synthetics		●	●
	Easy-Care	●	●	●
<b>(Timed Programs)</b>	Warm 20 min program		●	●
	Warm 10 to 150 min program			
	Warm 10 to 210 min program	●		●
	Cold 20 min / 30 min program		30 min	
	Cold 10 to 150 min program			●
	Cold 10 to 210 min program	●		
<b>(Special Programs)</b>	Fast Dryer technology	●	●	
	Allergy Plus		●	●
	Mixed Load	●	●	●
	Sportswear	●	●	●
	Shirts / Blouses	●	●	●
	Wool		●	●
	Wool in basket / Shoes in basket	●		
	Delicates / Silk		●	●
	Down Wear	●		
	Blankets	●		
	Towels	●	●	
	Jeans	●		
	Super 15			
	SuperQuick 40°C	●	●	●
<b>(Options)</b>	Memory Programs	●		
	Turn buzzer on/off	●	●	●
	Low Heat	●	●	●
	Reduced Ironing / Easy Iron	●	●	●
	Wrinkle Guard Plus			
	Fine Adjust	●	●	●
	Spin speed	●		
	Adjust drying level (Iron Dry, Cupboard Dry, Extra Dry)	●	●	●
<b>Safety Features</b>	Child lock	●	●	●
<b>Technical Information</b>	Dimensions (HxWxD) mm	845 x 600 x 590	845 x 600 x 590	842 x 598 x 636

Washer /  
Dryer  
See pg 20  
for washer  
specs



choice  
RECOMMENDED  
WASHER DRYER



	WTB86200AU Series 4	WTA74200AU Series 4 Maxx	WWH28490AU Serie 6 Wash+Dry
Type	Condenser	Sensor Vented	Condenser
Design Features	Complimentary design washing machines	WAK24160AU, WAE2466AU	
Control	Fully electronic single button	Fully electronic single button	Fully electronic single button
Door hinge	Right side	Right side	Left side
Door window type	Glass	Plastic	Glass
Opening angle (degrees)	170°	150°	180°
Screen display panel	LED	LED	LED
Control buttons / Dial	TouchControl with soft dial	Push Button with soft dial	TouchControl with soft dial
Drum material	Stainless steel	Galvalume	Stainless steel
Internal drum light	●		●
Max capacity	8kg	7kg	4kg
Energy efficiency rating	2 Star (360 kWh per annum)	2 Star (315 kWh per annum)	3 Star
Max heat output	2500W	1900W	1850W
Performance Features	ActiveAir technology		
AntiVibration™ walls	●	●	●
Automatic SelfCleaning Condenser™			●
Anti-crease program	60 min	60 min	
Drum volume	112 litres	112 litres	56 litres
Operating noise volume (dB)	65	65	61
Condensed water indicator	●		
Supplied accessories	Drain hose kit	Venting hose	Drain hose kit
Additional Features	All Bosch dryers have time delay start, time remain indicator, lint filter indicator, end-of-cycle signal and can also be placed under bench (built-under)		

Drying Programs	No. of Programs	15	15	5
Programs (Standard)	Time-based programs	2	2	Wash + Dry 60 minute
	Cottons / Colours	●	●	
	Synthetics	●	●	
	Easy-Care			
(Timed Programs)	Warm 20 min program	●	●	
	Warm 10 to 150 min program			
	Warm 10 to 210 min program			
	Cold 20 min / 30 min program	20 min	20 min	
	Cold 10 to 150 min program			
	Cold 10 to 210 min program			
(Special Programs)	Fast Dryer technology			Intensive Dry
	Allergy Plus	●		Gentle Dry
	Mixed Load	●	●	Refresh
	Sportswear	●	●	Fluff Clean
	Shirts / Blouses		●	
	Wool	●	●	
	Wool in basket / Shoes in basket			
	Delicates / Silk	●	●	
	Down Wear			
	Blankets			
	Towels		●	
	Jeans			
	Super 15	●		
	SuperQuick 40°C	●	●	
(Options)	Memory Programs			
	Turn buzzer on/off	●	●	
	Low Heat	●	●	
	Reduced Ironing / Easy Iron	●		
	Wrinkle Guard Plus	●	●	
	Fine Adjust	●	●	
	Spin speed			
	Adjust drying level (Iron Dry, Cupboard Dry, Extra Dry)	●	●	
Safety Features	Child lock	●	●	●
	Dimensions (HxWxD) mm	842 x 597 x 629	842 x 597 x 629	850 x 600 x 600

## 100% Washer. 100% Dryer.

Not only have we rolled two appliances into one, we've also made sure the Series 6 Washer Dryer is a top performer.

At the touch of a button, you can easily wash 8kg of laundry with 4.5 star water efficiency or effortlessly wash and dry 2kg of laundry in just 60 minutes.

### AirCondensation Technology™

Did you know that some washer dryers use water to dry clothes? At Bosch, we think that's wasteful so we developed AirCondensation Technology™. Thanks to this revolutionary technique, the Avantixx condensation system uses air to dry your clothes instead of water, making it one of Australia's most water-efficient dryers.\*

\* In the washer dryer category.





0.34m<sup>2</sup>

## Save space by stacking.

By stacking your dryer on top of your front load washing machine, the footprint in the laundry is only approx. 0.34m<sup>2</sup>. Both can be stacked together with the aid of a stacking kit.

Stacking kits anchor the machines together to ensure stability and ease of use.

The stacking kit with pull out drawer can also hold up to 10kg for total in-laundry convenience.

### Laundry Accessories and Stacking Kits

- WTZ11311** Stacking kit, suits WTA74200AU dryer with all washer types
- WTZ20410** Stacking kit, suits WTB86200AU, WTG86400AU, WTW87565AU and WTY88701AU dryers with all washer types
- WTZ11400** Stacking kit with shelf, suits WTB86200AU, WTG86400AU, WTW87565AU and WTY88701AU dryer with all washer types

Shelf holds up to 10kg



## This much is for sure: you can trust in our service.

Reliable, experienced, fast. The customer service of Bosch; before and after purchase.

### **Quality service straight from the manufacturer. Original Bosch.**

We are committed to quality when it comes to after-sales service because no one knows Bosch appliances better than our highly trained service engineers. Working with the latest equipment for measuring, diagnostics and repairs, Bosch service engineers only use original Bosch spare parts.

### **Reliability guaranteed. No compromises.**

All Bosch home appliances are produced with maximum care using high-quality materials. We promise it in our 2-year manufacturer's warranty on all appliances.

### **Lifetime service. It goes without saying at Bosch.**

Once your warranty period is over, we are still there to assist you. You can rely on expert care and first-rate service throughout the life cycle of your appliance. From missing instruction manuals to appliance repair – we take care of everything.

### **Original accessories. Effective care products.**

Take a look at our extensive range of accessories for some inspiration: discover additional uses, replace old materials for optimum operation or simply give a trusty home appliance a good work-over. With the right care, you will be able to enjoy your high-quality appliance for many years to come. To help you do so, we offer a wide range of Bosch certified cleaning and care products.

### **Extensive customer service network. Just a call away.**

#### **Customer Care**

Our friendly Bosch Customer Care team is on-hand to provide competent, reliable assistance. Before or after purchase, the Bosch team will be happy to advise you on products, their use and special functions.

#### **Service & Repairs**

Our team is there to provide the right advice on faults, arranging a visit of a service engineer and ordering the right accessories or spare parts.

#### **Customer care, service and repairs: 1300 369 744**

24 Hour phone support Monday to Friday\*

\*Phone lines open 7am Monday until midnight on Friday.



**BSH Home Appliances Pty Ltd**

1555 Centre Road Clayton VIC 3168

**Postal Address**

Locked Bag 66, Clayton South VIC 3169

**Customer Line**

Phone: 1300 369 744

**[www.bosch-home.com.au](http://www.bosch-home.com.au)**

@BoschHomeAU

Bosch Laundry Appliances brochure is printed in an environmentally conscious way, using inks containing linseed oils and stock manufactured to high environmental standards.



This material is printed on Grange Offset, proudly manufactured by Australian Paper. Grange Offset is PEFC certified and manufactured in a facility with ISO 14001 EMS certification.

The print company has a strict environmental policy and they are an FSC®-certified print company. They use initiatives such as computer-to-plate technology, water/isopropyl alcohol reductions in printing presses and recycling throughout the organisation. This is in addition to the ink selection as discussed above and in their advice to all clients on the environmental implications of paper selection and usage.

Certain appliances shown in this catalogue are not available in your country. Model numbers and specifications are for reference only and subject to change without prior notice. Please contact your local Bosch retailer for the latest information.

Whilst every care has been taken in the preparation of this publication, BSH does not warrant the accuracy or completeness of the information in this publication and BSH reserves the right to alter specifications without notice. To the extent permitted by law, BSH excludes all liability, including negligence, for any loss incurred in reliance on the contents of this publication.