


























## Overview of programmes

Program/type of laundry/information	Settings
<b>Name of the program:</b> Brief explanation of the program and for which textiles it is suitable.	max. load spin speed* additional settings that can be selected
 <b>Cottons cold/40°/60°:</b> Hard-wearing textiles, heat-resistant textiles made of cotton or linen. <b>Cottons 40° + Prewash</b>  : For heavily soiled washing; distribute detergent between dispensers I and II. <b>Note:</b> The  <b>SpeedPerfect</b> setting is suitable as a short program for lightly soiled laundry.	9.0 kg/5.0** kg ----, 0 - 1400* rpm   , 
 <b>Synthetics 30°:</b> Textiles made of synthetic materials or blended fabrics.	4.0 kg ----, 0 - 1200* rpm   , 
 <b>Mix 40°:</b> Mixed load of cottons and synthetic fabrics.	4.0 kg ----, 0 - 1400* rpm   , 
 <b>Drum Clean 90°:</b> Programme for cleaning and caring for the drum and the outer tub. <b>Note:</b> Run programme without laundry.	0.0 kg 1200 rpm -
 <b>Spin/Drain</b>  : Extra spin with selectable spin speed. Only to be emptied, set spin speed to 0. <b>Note:</b> The display of the Finish in time is only updated once the program is restarted.	- 0 - 1400 rpm -
 <b>Rinse:</b> Extra rinse with selectable spin speed.	- ----, 0 - 1400 rpm 
 <b>Wool cold:</b> Hand or machine-washable wool or rich-wool textiles. Especially gentle wash program to prevent shrinkage, longer program pauses (textiles rest in wash liquor). <b>Notes</b> ■ Wool is of animal origin, e.g.: Angora, alpaca, llama, sheep. ■ Use a detergent that is suitable for machine-washing wool.	2.0 kg ----, 0 - 800 rpm -
 <b>Delicate/Silk cold:</b> For delicate, washable textiles, e.g. made of silk, satin, synthetic fibres or blended fabrics (e.g. silk blouses, silk scarf). <b>Note:</b> Use a detergent suitable for machine-washing delicates or silk.	2.0 kg ----, 0 - 800 rpm   , 
* maximum spin speed depends on the program and model ** reduced load for the  <b>SpeedPerfect</b> setting	

Program/type of laundry/information	Settings
<b>Dark Wash 40°</b> : Dark textiles made of cotton and dark easy-care textiles. Wash textiles inside out.	3.5 kg ----, 0 - 1200* rpm 
<b>Kids Wear 40°</b> : Program suitable for washing kidswear made of cotton or synthetic textiles.	9.0 kg ----, 0 - 1400* rpm 
<b>Hygiene 60°</b> : Hard-wearing fabrics made of cotton or linen <b>Note</b> : Particularly suited to washing items that need to be hygienically clean and especially kind to sensitive skin thanks to the longer wash cycle at a defined temperature, higher water level and longer spin cycle.	7.0 kg/5.0** kg ----, 0 - 1400* rpm 
<b>SuperQuick 15/30' cold</b> : Extra short program of approx. 30 minutes, suitable for small items of lightly soiled laundry <b>Note</b> : When selecting the <b>SpeedPerfect</b> setting, the program <b>SuperQuick 15'</b> is run.	3.5 kg/2.0** kg ----, 0 - 1200* rpm 
* maximum spin speed depends on the program and model ** reduced load for the <b>SpeedPerfect</b> setting	



## Consumption values table

Programme	Option	Load (kg)	Energy consumption** (kWh)	Water consumption** (liter)	Programme duration** (hours)
Cottons cold		9.0 kg	0.25 kWh	90 l	2¾ h
Cottons 40 °C		9.0 kg	1.10 kWh	90 l	3 h
Cottons 60 °C		9.0 kg	1.06 kWh	90 l	2¾ h
Cottons 60 °C +  EcoPerfect*	EcoPerfect*	9.0 kg	1.19 kWh	62 l	4¾ h
Synthetics 30 °C		4.0 kg	0.70 kWh	61 l	2 h
Mix 40 °C		4.0 kg	0.60 kWh	45 l	1¼ h
Delicate/Silk cold		2.0 kg	0.19 kWh	37 l	¾ h
Wool cold		2.0 kg	0.19 kWh	40 l	¾ h
* Program setting for testing and energy labelling in accordance with European standard 60456:2005 with cold water (15°C).					
** The values deviate from the indicated values depending on water pressure, hardness, and inlet temperature, ambient temperature, type, amount and soiling of the laundry, detergent used, fluctuations in the power supply and selected additional functions.					

WAP28380SG

9001067394 (9412)

